A photograph of two young children sitting on a tire swing at a park. The child on the left is a boy wearing a light blue polo shirt, brown shorts, and a light-colored bucket hat. The child on the right is a girl with curly hair wearing a purple dress. They are both smiling and laughing. The background shows trees and a clear sky. The image is partially obscured by a large blue geometric shape on the left side of the page.

2020-2021

Annual Report



TOWN OF
VICTORIA PARK



Contents

—

4

Acknowledgements

20

Community Profile
Who we are

60

Strategic outcomes -
civic leadership

6

Mayor's message

22

Our vision, mission and
values

78

Statutory reporting

8

Councillors and Wards

24

Strategic priorities

80

Employee remuneration

12

CEO'S message

26

Strategic outcomes -
social

82

Operating subsidies
reporting

14

The Executive

38

Strategic outcomes -
economic

90

Lease reduction/
peppercorn leases

16

Year at a Glance

46

Strategic outcomes -
environment

92

Elected members meeting
attendances



**WE'RE OPEN
VIC PARK**

Acknowledgement of Country

We acknowledge the traditional custodians of this land and respect past, present and emerging leaders, their continuing cultural heritage, beliefs and relationship with the land, which continues to be important today.

We thank them for the contribution made to life in the Town of Victoria Park and to this region.



Credit: Darryl Bellotti

Acknowledgement of Diversity

We acknowledge that the diversity of our residents is what makes our community unique.

Diversity can be reflected in a number of ways, including:



ethnicity and race



age and generation



language



socioeconomic status



gender



religion, faith and other beliefs.



sexual orientation

This diversity means our communication practices need an understanding of how social and cultural background can influence interpretation and participation in the community. We acknowledge these impacts, and we are striving to present all communications to be inclusive and available to everyone.

If you need this document in another format, please call (08) 9311 8111.



Mayor's message

Finding our new 'normal'

At the start of this year, our local community was still reeling from the initial impact of the coronavirus global pandemic, including a period of lockdown, the temporary closure of many businesses and essential Town services, and the transition to working and learning from home.

Looking back now it seems surreal – not just for the unprecedented challenges, but for the resilience, courage and compassion displayed daily by our residents, business owners and Town staff alike.

The Council and the Town worked collaboratively together to roll out the Restart Vic Park COVID-19 Recovery Strategy designed to support the local economy and the community to not only survive and revive, but to thrive. A number of key initiatives included Restart business grants, relaxed planning conditions, a simplified trading permit for mobile food businesses across neighbouring local government districts, and an accelerated capital works program to assist with economic recovery.

Importantly, we got on with business, and our commitment to becoming a dynamic place for everyone, promoting sustainable social, economic, environmental and leadership outcomes.

We released our draft Local Planning Strategy for public comment, which is the strategic blueprint for the planning and development of our neighbourhoods and commercial activity centres for the next 10 to 15 years.

We endorsed Master Plans for Macmillan Park Precinct and Higgins Park and Playfield Reserve, embracing ambitious concepts for these strategic locations.

We made significant advances in the redevelopment of Edward Millen House, the Town's only heritage-listed asset. We endorsed a preferred corporate sector partner to undertake the heritage restoration of the House and redevelopment of the area into an entertainment and hospitality precinct,

In consultation with our community, we began developing our response to climate change emergency with the intention of creating dedicated actions to reduce the Town's carbon emissions. We continued increasing the Town's tree canopy through our Urban Forest Strategy targets, creating over 10,000m² of urban ecosystem area in 2020-21. A key highlight was the recognition of these efforts, becoming the first local government in Western Australia to achieve Tree Cities of the World status.

Our partnerships remained an important focus. The Community Benefits Strategy, a unique collaboration between the Town, West Coast Eagles Football Club, Wirrpanda Foundation



Mayor, Karen Vernon

and Perth Football Club was awarded the Community-Based Initiative of the Year Award at the 2020 Parks and Leisure Australia National Awards of Excellence.

As a premier place for entertainment and entrepreneurship, the Town continued to host major events and attractions with our strategic partners throughout the year. Arts and culture remain pivotal to the Town's vibrant lifestyle and identity and in addition to hosting a fantastic Arts Season, we launched our Arts and Culture Plan to ensure the Town is a place where arts, culture and heritage is valued and accessible to all.

For many, the impact of the global pandemic has caused a shift in thinking and priorities.

Despite all the disruptions and uncertainty, I am grateful that Council and the Town remained focused throughout on achieving positive outcomes for our entire community. The Town's Chief Executive Officer and executive management showed great leadership during this year, and I thank them and all staff for their dedication and hard work in keeping services running amidst the many changes in the way business was conducted.

Finally, I wish to thank my colleagues on Council for their continued commitment, enthusiasm, support and resilience in providing effective representation for our community, and good governance for the organisation.



Councillors and Wards



MAYOR Karen Vernon

📞 0407 448 336

✉️ kvernon@vicpark.wa.gov.au

Term expires: Oct. 2023

Age: 53

Gender: Female

Linguistic background: English

Country of birth: Australia

Committees, advisory groups, working groups and external bodies:

- Audit and Risk Committee
- Chief Executive Officer Recruitment and Performance Review Committee
- Policy Committee
- Access and Inclusion Advisory Group
- Business Advisory Group
- COVID-19 Response Working Group
- Lathlain Park Advisory Group
- Macmillan Precinct Working Group
- Mindarie Regional Council
- Western Australian Local Government Association South-East Zone (member)
- Perth Airports Municipalities Group Inc (deputy member) South East Metropolitan Regional Road Sub-Group

Jarrah Ward



DEPUTY MAYOR Cr Bronwyn Ife

📞 0419 942 944

✉️ bife@vicpark.wa.gov.au

Term expires: Oct. 2021

Age: 45

Gender: Female

Linguistic background: English

Country of birth: Australia

Committees, advisory groups, working groups and external bodies:

- Chief Executive Officer Recruitment and Performance Review Committee (presiding member)
- Policy Committee
- COVID-19 Response Working Group
- Mindeera Advisory Group
- Western Australian Local Government Association South-East Zone



Cr Jesvin Karimi

📞 0412 047 447

✉️ jkarimi@vicpark.wa.gov.au

Term expires: Oct. 2023

Age: 45

Gender: Female

Linguistic background: English, Malay, Punjabi, Farsi and Italian

Country of birth: Malaysia

Committees, advisory groups, working groups and external bodies:

- Audit and Risk Committee (deputy presiding member)
- Chief Executive Officer Recruitment and Performance Review Committee (deputy presiding member)
- Policy Committee
- Business Advisory Group
- Canning College Board



Cr Brian Oliver

📞 0435 229 317

✉️ boliver@vicpark.wa.gov.au

Term expires: Oct. 2021

Age: 35

Gender: Male

Linguistic background: English

Country of birth: Australia

Committees, advisory groups, working groups and external bodies:

- Audit and Risk Committee (presiding member)
- Chief Executive Officer Recruitment and Performance Review Committee (deputy member)
- Policy Committee (presiding member)
- Hockey Working Group
- Lathlain Park Advisory Group



Cr Vicki Potter

📞 0433 704 140

✉️ vpotter@vicpark.wa.gov.au

Term expires: Oct. 2023

Age: 54

Gender: Female

Linguistic background: English

Country of birth: Australia

Committees, advisory groups, working groups and external bodies:

- Chief Executive Officer Recruitment and Performance Review Committee (member)
- Policy Committee (deputy presiding member)
- COVID-19 Response Working Group
- Macmillan Precinct Working Group
- Mindeera Advisory Group
- Urban Forest Strategy Implementation Working Group
- Metro Central Joint Development Assessment Panel (member)
- Western Australian Local Government Association South-East Zone (deputy member)



Councillors and Wards

Banksia Ward



Cr Claire Anderson

📞 0416 199 745

✉️ canderson@vicpark.wa.gov.au

Term expires: Oct. 2023

Age: 49

Gender: Female

Linguistic background: English

Country of birth: Australia

Committees, advisory groups, working groups and external bodies:

- Chief Executive Officer Recruitment and Performance Review Committee Policy Committee
- Access and Inclusion Advisory Group
- Hockey Working Group
- Macmillan Precinct Master Plan Working Group
- Tamala Park Regional Council
- Metro Central Joint Development Assessment Panel (deputy member)
- Western Australian Local Government Association South-East Zone (deputy member)



Cr Wilfred Hendriks

📞 0403 121 543

✉️ whendriks@vicpark.wa.gov.au

Term expires: Oct. 2023

Age: 65

Gender: Male

Linguistic background: Dutch

Country of birth: Australia

Committees, advisory groups, working groups and external bodies:

- Audit and Risk Committee
- Chief Executive Officer Recruitment and Performance Review Committee (deputy member)
- Policy Committee
- Business Advisory Group
- Hockey Working Group
- Metro Central Joint Development Assessment Panel (deputy member)
- Perth Airports Municipalities Group Inc Harold Hawthorne Senior Citizens' Centre and Homes Inc. Association



Cr Luana Lisandro

📞 0406 825 806

✉️ llisandro@vicpark.wa.gov.au

Term expires: Oct. 2021

Age: 51

Gender: Female

Linguistic background: Italian, English

Country of birth: Italy

Committees, advisory groups, working groups and external bodies:

- Chief Executive Officer Recruitment and Performance Review Committee Policy Committee
- Access and Inclusion Advisory Group
- Mindeera Advisory Group
- Urban Forest Strategy Implementation Working Group
- Macmillan Precinct Master Plan Working Group



Cr Ronhhda Potter

📞 0449 730 493

✉️ rpotter@vicpark.wa.gov.au

Term expires: Oct. 2021

Age: 54

Gender: Female

Linguistic background: English

Country of birth: Australia

Committees, advisory groups, working groups and external bodies:

- Chief Executive Officer Recruitment and Performance Review Committee
- Policy Committee
- Mindeera Advisory Group
- Urban Forest Strategy Implementation Working Group
- Metro Central Joint Development Assessment Panel



CEO's message

Over the past year, the Town continued to deliver on Council decisions and strategic objectives, despite the ongoing challenges and disruptions caused by COVID-19.

Our team continued to adapt and provide valuable services to the community in the midst of lockdowns and restrictions. This was done through information updates, resources and strategies to support the community and businesses through the ongoing changes brought by the pandemic.

Our ANZAC Day ceremony was held virtually again, and many of our community engagement activities continued online with high participation rates. Despite the closure of our leisure centre, library and administration centre, we were able to continue to meet the needs of our community through remote customer service delivery. Once in-person visits resumed, we saw how valued, and important these community places and spaces are, with over half a million attendances across our leisure and aqua centres and more than 250,000 physical items borrowed from our library throughout the year.

As part of our commitment to the Town's economic recovery and ensuring we remain a desirable place for commerce and tourism, the Town launched its Invest Vic Park website and Explore More Vic Park tourist map to highlight investment opportunities and all of the great things for visitors to do, see and explore in the Town.

In collaboration with the Cities of South Perth, Perth, Subiaco and Vincent, we also delivered broader Perth-based attraction promotions

via the Visit Perth destination website and economic development initiatives and worked together to provide assistance in addressing the long-term impacts of COVID-19 to ensure a sustainable recovery for the future.

The Town delivered a significant capital works program throughout the year, undertaking a number of major road safety upgrade projects, street lighting improvements and a comprehensive review of our asset management plans for transport, property, fleet and parks and recreation to ensure our infrastructure assets and facilities are sustainably managed for the future.

The input of the Vic Park community remains important to us. We continued to engage with the community on over 100 projects throughout the year, including our Higgins Park and Playfield Reserve Masterplan, Name Your Park, Old Spaces, New Places, and a review of the Health Local Law. We also engaged with a number of working and advisory groups on various projects throughout the year, including the Hockey Working Group, Macmillan Precinct Masterplan



Anthony Vuleta
Chief Executive Officer

Working Group, Lathlain Park Advisory Group, Urban Forest Strategy Implementation Working Group and COVID-19 Response Working Group.

The Town advocated on behalf of the community for a number of projects, including the redevelopment of the Edward Millen Heritage Precinct, public realm improvements at Burswood Station East, development of Lathlain Park, Perth Football Club community facility and a new McCallum Park Active Area. These projects all aim to deliver significant improvements to the Town's community infrastructure and meet the needs of an

ever-growing population while supporting long-lasting economic and social benefits.

In reflecting on yet another challenging and unpredictable year, I couldn't be prouder of what the Town has achieved in 2020-21 and the support, care and spirit shown in our community during this time. I thank everyone for their efforts, resolve and continued resilience in working together to deal with the ongoing impacts of the pandemic and to ensure that Vic Park remains a dynamic place for everyone well into the future.

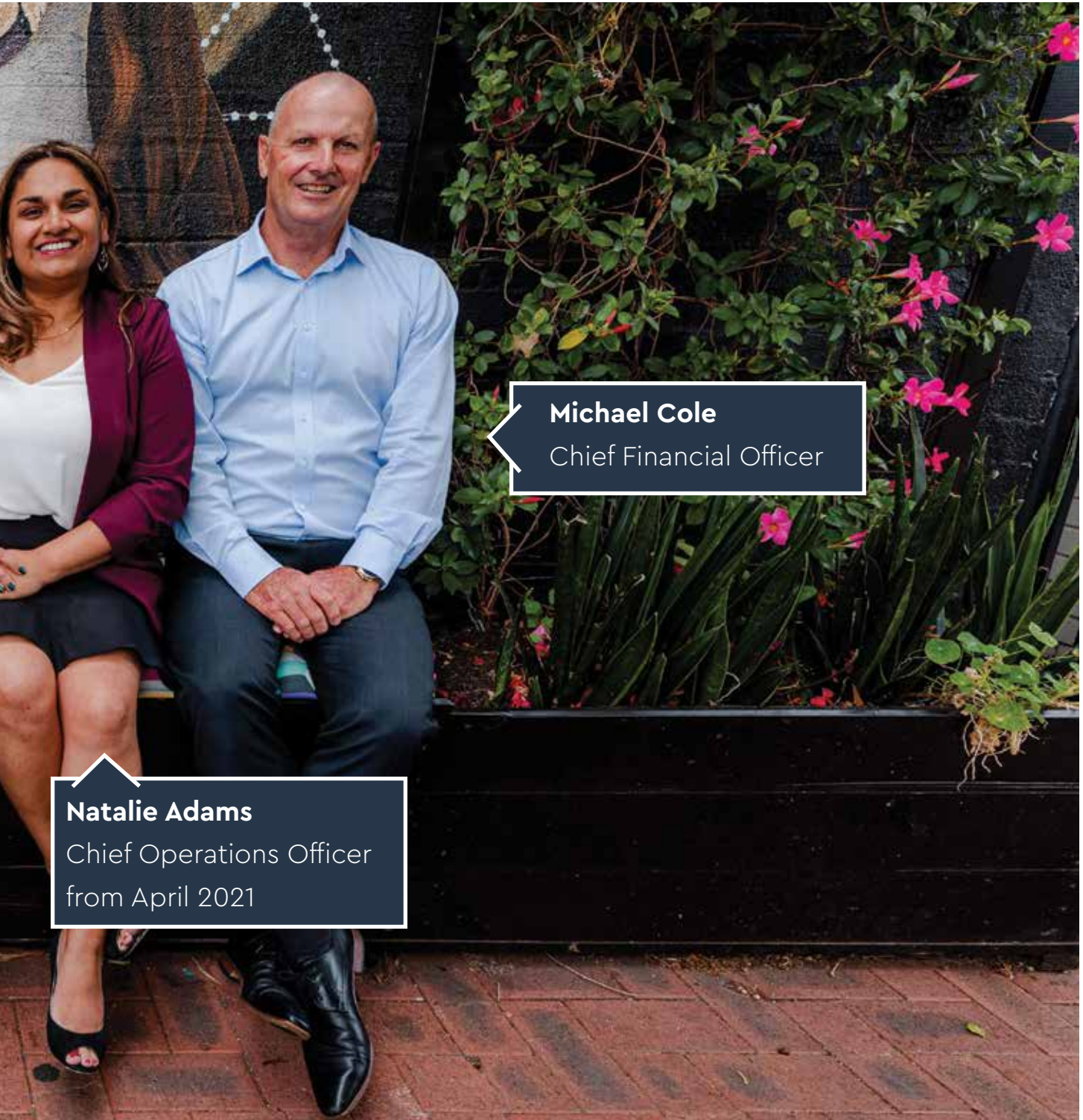


The Executive



Natalie Martin Goode
Chief Community Planner

Anthony Vuleta
Chief Executive Officer



Michael Cole

Chief Financial Officer

Natalie Adams

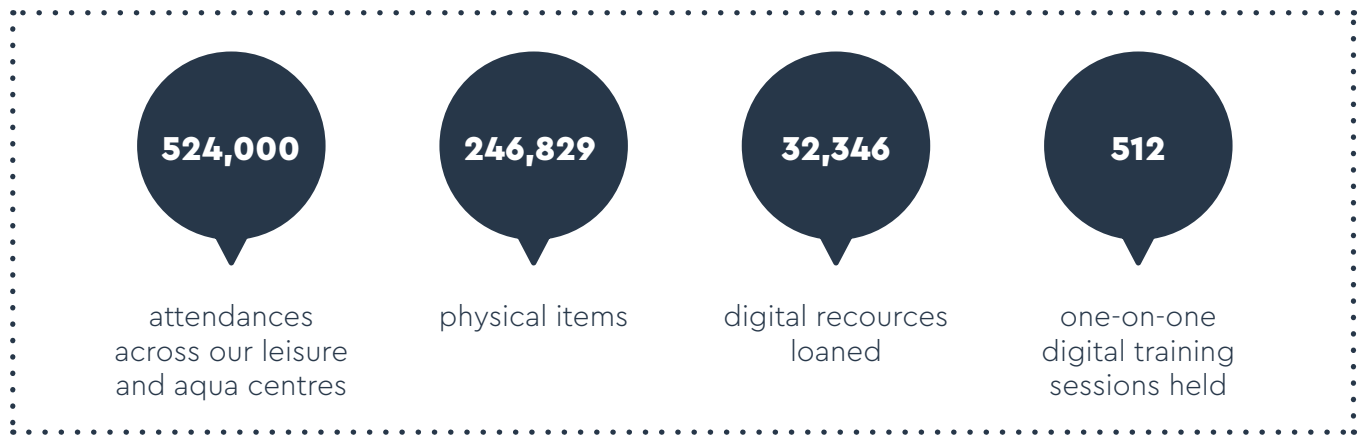
Chief Operations Officer
from April 2021



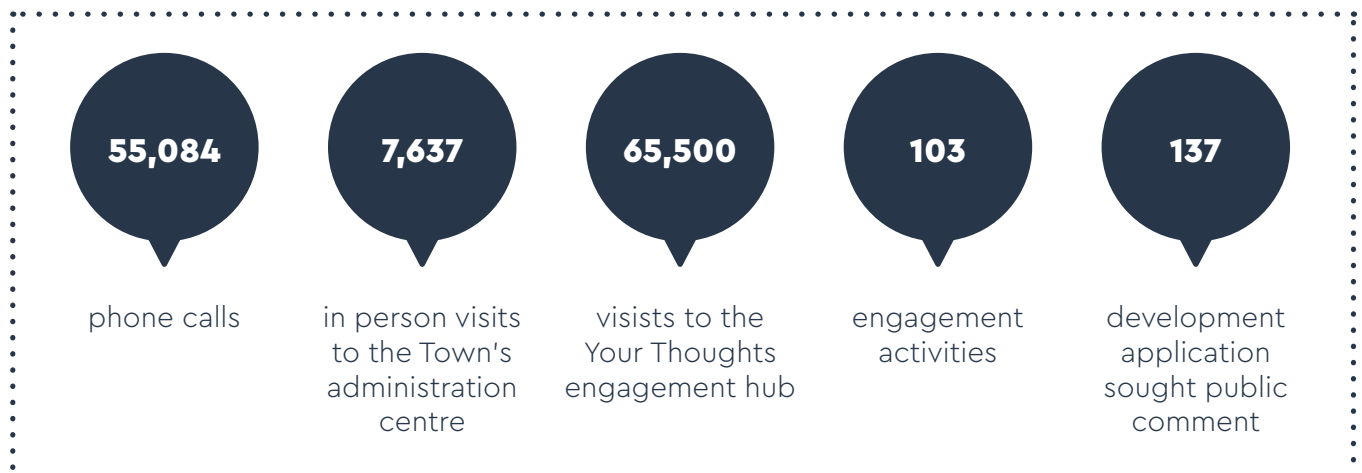
Year at a Glance



Leisure, library and digital service



Customer relations and community engagement





Arts and events

1,600

attendees to the
Town's Market
Series events

27

community and
civic events

39

Arts Season
events held



Parking and Rangers



Dynamic parking
introduced to several
areas in the Town

766

incidents
involving animals

116

local law
issues

175

abandoned
vehicles attended





Year at a Glance

Roads and rubbish

30

road renewal projects undertaken

4

major road safety upgrade projects commenced

14

footpaths renewed

1,234

Garage Sale Trail registrations

Environment

508

food business inspections

686

pools tested

391

temporary food permit application approvals

3,884

trees were planted

39,139

shrubs were given to the community



Climate Emergency Plan endorsed by council



Became the first city or town in Western Australia to receive Tree Cities of the World status



Internal support services

Upgraded the
Town's record-keeping
system, with

159,000

corporate records
registered

340

facilitated responses
to elected member
information requests

Increased maternity
leave to

12 weeks



Community profile



Victoria Park. A great place to visit, eat, shop, play, invest, learn and live.

We are a vibrant and diverse urban community located just 10 minutes from Perth's CBD with access to the Swan River foreshore and the entertainment precinct of Burswood Peninsula.

The Town of Victoria Park comprises the suburbs of Victoria Park, East Victoria Park, Lathlain, Carlisle and Burswood, as well as parts of Welshpool, Bentley and St James.

Continued population growth and a focus on a connected community, Victoria Park offers mixed-use living, well designed transit-oriented development along the train, more than 300 pubs, cafés and restaurants, as and unique retail stores.

Victoria Park continues to grow as a premier place for entertainment and plays host to major events and attractions including Optus Stadium, Curtin University, the West Coast Eagles, Technology Park, Perth Racing WA, Crown Perth, Burswood Park Board and Tennis West.

Who we are

37,784

estimated residents in 2020, with the largest age group between 25 and 29 years old



40% of people living in Victoria Park were born overseas

963

people living in Victoria Park are over the age of 85



25.6%
are couples
without children



20.4%
are couples
with children



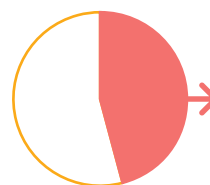
29%
of people live alone



Perth and Peel is expected to more than double in size to 3.5 million by 2050.

40,000

our expected population in 2050








46% of land area is available for development



Our vision, mission and values

Our Vision: A dynamic place for everyone

-  We are Perth's most empowered and engaged community.
-  We are Perth's premier place for entertainment and entrepreneurship.
-  We lead in sustainability.
-  We put people first in urban design and safety.
-  We are inclusive and connected with a thriving community.

Our mission

SOCIAL



To promote sustainable, connected, safe and diverse places for everyone

ECONOMIC



To promote sustainable, diverse, resilient and prosperous places for everyone

ENVIRONMENT



To promote sustainable, livable, healthy and green places for everyone

CIVIC LEADERSHIP



To show leadership by communicating with, empowering and supporting people in the community



Our Values



WE WILL BE PROACTIVE

We will look to cause positive things to happen rather than waiting to respond.



WE WILL BE INNOVATIVE

We will be courageous in introducing new ideas to meet community need and improve our services and projects.



WE WILL HAVE INTEGRITY

We will be honest, accountable and transparent in how we do things.



WE WILL BE CARING

We will display kindness and concern.





Strategic outcomes

SOCIAL

To promote sustainable, connected, safe and diverse places for everyone.

1 A healthy community

The Healthy Community team and leisure facilities rolled out several specific projects and programs throughout 2020-21 to support this strategic outcome, including:

- ♥ Delivering the Healthy Victoria Park Plan for the fourth year.
- ♥ Conducting a leisure centre needs analysis and subsequently developing a strategic marketing plan for the Town's leisure centres.
- ♥ Participating in annual leisure facility benchmarking with other local governments.
- ♥ Creating a smoke-free environment at the Town's administration centre.

The Healthy Community team continues to partner with several national, state and local organisations to assist with the delivery of services and healthy messaging.

Despite ongoing disruptions and challenges presented by COVID-19 lockdowns throughout the year, our leisure and aqua centres continued to provide opportunities for the community to participate in a wide range of sports, programs and services that support many social benefits. The team proactively continued to provide programs and services to the community during COVID-19 closures, including creation and distribution of online resources and programs via Zoom and Facebook Live.

In October 2020, the Town of Victoria Park in collaboration with West Coast Eagles, Wirrpanda Foundation and Perth Football Club, won the national Community Based Initiative of the Year award at the 2020 Parks and Leisure National Awards of Excellence for the jointly developed Community Benefits Strategy. The strategy enables the project partners to use their strengths to deliver a wide range of programs to the local community focusing on outcomes in employment, health, education, Aboriginal and Torres Strait Islander wellbeing, youth engagement and social inclusion.

Key statistics for 2020 - 2021

Activity/Item	2020 - 2021
Members accessing both leisure and aqua centres	3,163
Group fitness attendances	61,500
Gym attendances	86,428
Swim school enrolments	1,509
Attendances across leisure and aqua	524,000
Total community sessions	672
Total number of community visits for programs focused on physical activity, nutrition and mental health	5,218
Health promotion newsletters	
• Number produced	12
• Distribution	2,140
Blender bike bookings	24





Strategic outcomes

SOCIAL

To promote sustainable, connected, safe and diverse places for everyone.

2 An informed and knowledgeable community

A number of improvements were made in 2020-21, including the installation of two self-checkout machines and a returns room with a 24/7 after-hours returns chute, as well as a move from RBdigital magazines to the Libby app to provide members with access to a range of full-colour, interactive, digital magazines, available in over 20 different languages.

In 2020-21, the library team implemented a number of new initiatives and programs, including:

- ♥ Continued delivery of the early literacy and outreach program – new initiatives included external collaboration with families from Kites Children's Therapy playgroup and Healthy Strides Foundation.
- ♥ Developed a Literacy and Learning Strategy that outlines the process and deliverables for literacy and learning opportunities for the community. This included the appointment of a new Literacy and Learning Librarian who commenced in February 2021.

We delivered nearly 280 literacy and learning opportunities for adults and children throughout the year, which were attended by over 5,800 people. Culture Counts surveys were used to measure the value and social impacts of the programs for those who attended, with the results outlined below.

KPI's	20 - 21 target (% average)	20-21 result (% average)
Impact: It's important that it is happening here	85%	94%
Belonging: It helped me feel part of the community	85%	76%
Customer satisfaction: How likely are you to recommend this program to a friend or family member	85%	94%
Insight: It helped me gain insight or knowledge	85%	92%
Safe: It made me feel safe and welcome	85%	89%

During the COVID-19 closures the Town's staff used social media to promote the Library's online initiatives and resources, including e-books, e-audio books, e-magazines and Kanopy movie streaming service.

The Digital Literacy Program was created to develop skills for the digitally vulnerable and excluded members of the Town. This was done through training and provision of access. The Town enables skill development and confidence with digital technologies.

The Digital Hub program includes

- ♥ using smartphones and tablets
- ♥ accessing the internet
- ♥ introduction to MyGov
- ♥ online banking
- ♥ staying safe online.

Key statistics for 2020 - 2021

Activity/Item	2020 - 2021
Books and other physical items loaned	253,089
E-books and other digital resources loaned	32,346
Librar visitors	110,750
Literacy and learning opportunities for adults	60
Literacy and learning opportunities for children	172
One-on-one digital literacy training sessions	512
Group digital training sessions	51



Strategic outcomes

SOCIAL

To promote sustainable, connected, safe and diverse places for everyone.

3 An empowered community with a sense of pride, safety and belonging

Safer neighbourhoods

In 2020-21, the Town implemented projects and services to address the crime priority areas of the Safer Neighbourhoods Plan. These included six Suburb Safety Sessions, Street Meet 'n' Greet program, CCTV partnership program, Burglary Cocooning program and Security Incentive Scheme. In September the Town hosted a Community Safety Forum with WA Police Force to discuss crime prevention.



Families, youth and homelessness

The Town works in partnership with local organisations to improve outcomes for families, youth and vulnerable people in the community. Key initiatives delivered in 2020-21 included:

- ♥ Community awareness-raising activities on family and domestic violence, in partnership with the Healthy Relationships Strategy Group and West Coast Eagles. This included the installation of the Town's first Purple Bench in memory of those who have passed away due to domestic homicide.
- ♥ Facilitating networking meetings with children, parent and family service providers within the Town to promote a joint effort in supporting the health and wellbeing of children and families in the community.
- ♥ Supporting the Belmont/Victoria Park Emergency Relief Network to advocate for the State Government to address the rising costs of housing and associated impacts on the local community.
- ♥ Conducting a street count of rough sleepers in the Town, in partnership with the City of Perth and six other local governments, to support accurate data tracking and combined advocacy efforts to State Government.
- ♥ Trialling a community liaison service with Roo Force, an Aboriginal Controlled Organisation, to provide referral support to rough sleepers and address anti-social behaviour in the Town.
- ♥ The development of a Youth Action Plan to provide the Town with a framework and coordinated approach to the development of young people aged 12-25 who spend time in the Town.

Reconciliation Action Plan

In 2020-21, the Town continued to implement projects and initiatives identified in the Town's Reflect Reconciliation Action Plan. Key highlights included:

- ♥ Re-establishment of the Town's Aboriginal Engagement Advisory Group with a new name, the Mindeera Advisory Group.
- ♥ Extension of the Town's Reflect RAP for another 12 months while the Town develops a new Innovate RAP.
- ♥ Cultural awareness training delivered to all staff and elected members.
- ♥ Renaming the Town's meeting rooms to reflect the Noongar six seasons and incorporating Aboriginal artwork in the design of the plaques, as part of National Reconciliation Week.
- ♥ Distributing 36 historical and narrative texts that profile First Nations people and country to the Town's little libraries.
- ♥ Renaming of Lathlain Park to Koolbardi Park.
- ♥ Partnering with the Public Sector Commission to hire an Indigenous trainee.
- ♥ Delivering the original movie screening event of 'Putaparri and the Rainmakers' for community viewing for NAIDOC week.



Rangers

Throughout 2020-21, our Rangers continued to provide a 24-hour, seven days-a-week service to help ensure community safety in the areas of animal management and local law enforcement. This included supporting WA Police in monitoring adherence to COVID-19 restrictions in public spaces.

Rangers continued to work closely with Safer Neighbourhoods and WA Police in managing rough sleepers and camping within the Town's public spaces.

Key statistics for 2020 - 2021

Activity/Item	2020 - 2021
New CCTV partnerships	159 (providing \$117,124 to the community)
Security Incentive Scheme rebates	161 (providing \$26,880 to the community)
Street Meet 'n' Greets	25 (providing \$10,270 to the community)
Number of organisations receiving assistance or support	54
Community-based action groups supported	3
Youth engagement workshops	3
Incidents involving animals	755
Local law issues	116
Abandoned vehicles	280
Cases of illegal dumping	333





Strategic outcomes

SOCIAL

To promote sustainable, connected, safe and diverse places for everyone.

4 A place where all people have an awareness and appreciation of arts, culture, education and heritage

Arts Season

The 2021 Arts Season was held in April and May and celebrated the richness and diversity of creativity and culture in the Town. The season incorporated experiences for art lovers, including urban adventures, exhibitions, talks, craft, workshops, visual experiences, film, music and street art.

The events attracted 2,650 people to the Town. Due to COVID-19 lockdowns and restrictions, some events were postponed, with the season extended following the lifting of restrictions.

Arts and Culture Plan

The Town launched an Arts and Culture Plan following a community engagement process. The plan provides an action-based guide to achieving the Town's arts and culture vision and sets the agenda for programming and infrastructure investment in line with the Town's overall strategic vision.



Town History Promotions

The Town developed the Local History Digitisation Strategy, which aims, to provide an online database to access our history.

The Town continued to celebrate its history through a regular spot in the Southern Gazette's 'History Mysteries' section and a weekly post on the Library's Facebook page for 'Time-Warp Tuesday'. Both features remain popular with the community and have led to donations of photographs and other collectables to the Town's local history collection.

The Town's Local History Awards were held in May 2021 at the Victoria Park Centre for the Arts to promote interest in the town's rich history by encouraging the community to explore local identities, significant events, and heritage relevant to the area. All entries into the awards become part of the local history collection and help preserve the Town's written, oral, and visual history for future generations.

Town Events

The Town hosted events throughout 2020-21, including:

- ♥ Twilight Trio Concert Series
- ♥ Unveiling of the Purple Bench on Albany Highway (to honour victims of domestic violence)
- ♥ Dog's Breakfast
- ♥ Market Series (Hawkers Market, Bark in the Park, Mother's Day Market, Art in the Park, Handmade, Twilight Market)
- ♥ Cocktails and Candy Canes
- ♥ Autumn Event Series (Street Festival, Cultural Food Festival and Pop-Up Entertainment)
- ♥ Playtime in the Park
- ♥ Young @ Heart Movie Under the Stars - Seniors Week Event
- ♥ International Women's Day



ANZAC Day - Spirit of the ANZACS

The Town commemorated ANZAC Day with a planned week of events in 2021, including a display by the Victoria Park – South Perth and Districts RSL ANZAC Collection and a local history talk on Robert McMaster at Victoria Park Library.

The Town's Dawn Service was cancelled due to COVID-19 lockdown. However, the Town found different ways to acknowledge and recognise the occasion, including a video message that paid tribute to local WWI nurse Jessie Rafferty and a socially distanced wreath laying ceremony with Mayor Karen Vernon and Deputy Mayor Bronwyn Ife.

Making Space for Culture

The Town partnered with the Cities of South Perth, Perth and Vincent to investigate the provision of affordable spaces for creative activities as part of the Town's Arts and Culture Plan. An initial study investigated the demand for creative spaces from professionals and hobbyists and the desired locations for these spaces. Over 900 responses were received, indicating significant demand for these spaces.

Key statistics for 2020 - 2021

Activity/Item	2020 - 2021
Arts Season events	39
Public artworks commissioned	3
Twilight Trio Concerts	3
Community and civic events	27







Strategic outcomes

ECONOMIC

To promote sustainable, diverse, resilient and prosperous places for everyone.

1 A desirable place for commerce and tourism that supports equity, diverse local employment and entrepreneurship

Curtin Ignition Scholarships

The Town once again offered two fully funded scholarships to Curtin University's Ignition Program, open to businesses or residents within the Town.

Business Events

The Town facilitated a number of business events throughout the year, including:

- ♥ Vic Park Business Awards
- ♥ Vic Park Biz Showcase
- ♥ Tech Park Meetup
- ♥ Vic Park Localised online meetup

Invest Vic Park Website

In September 2020, the Town launched a dedicated investment website – Invest Vic Park. The site is for investors, developers, local businesses and provides all the information needed to invest in the Town.

Explore More Vic Park

In March 2021, the Town launched its Explore More Vic Park tourist map. The map promotes all the things to do, see and explore in the Town, and is accompanied by website content.

Collaborative Working Groups

The Town is part of several economic development and tourism collaborative local government groups, including:

- ♥ South-east corridor collaboration with the Cities of Canning, Gosnells and Armadale, working on red tape reduction initiatives.
- ♥ Inner Perth Group a collaboration with four other local governments on destination marketing and economic development. The Group aims to deliver broader Perth-based attraction promotions via the Visit Perth destination website and economic development initiatives.
- ♥ Stakeholder collaboration as part of the Burswood Peninsula Alliance to ensure the best possible outcomes in the delivery of infrastructure and operational projects.

COVID Business Support

- ♥ Implementing the Restart Vic Park program, including Business Grants of up to \$8,000, to support the economic and social environments within the community.
- ♥ Business support hub – a one-stop shop for business support, advice and information during COVID-19.
- ♥ Promotion of the online platform Localised, which connects businesses and allows them to advertise to the local business community, engage with other local businesses to get quotes, discover and post events and share information and expertise.
- ♥ Relaxed conditions to remove barriers for businesses and enable flexible responses in a changing environment.
- ♥ Abolishing fees for a free trade area outside shop fronts within the Town.
- ♥ Introducing the Simplified Trading Partnership Permit to allow food businesses to obtain one permit to trade at approved events across the Town of Victoria Park and the Cities of Canning and Gosnells.
- ♥ An economic impact and opportunities assessment to look at the extent of the initial impact of COVID-19 on local businesses, and then look at the opportunities and initiatives that may arise as we move into the recovery phase.

Business Advisory Group

The Business Advisory Group was formed for businesses to provide strategic feedback on Town initiatives. The group held its first meeting in October 2020.

Key statistics for 2020 - 2021

Activity/Item	2020 - 2021
Number of business grants awarded	19
Economic development campaigns	18
Number of businesses on Localised directory	105





Strategic outcomes

ECONOMIC

To promote sustainable, diverse, resilient and prosperous places for everyone.

② A clean, safe and accessible place to visit

Review of Parking Hotspot Zones

The review of Parking Hotspot Zone 5 and McCallum Park commenced in March 2021 and was completed in May 2021.

The review outlined a recommendations for Hotspot Zone 5, which will be actioned in the future. These included:

- ♥ Reviewing the occupancy of the parking across the paid and time-restricted parking areas to identify times of underutilisation and turnover rate at Oswald Street (Hordern Street and Albany Highway), Asquith Street (Albany Highway and Shepperton Road) and Hordern Street (between Mackie Street and Cargill Street).
- ♥ Conducting physical occupancy survey if occupancy levels are above 85% and introducing time restrictions as required. If occupancy levels are below 65%, continued monitoring and review of parking occupancy will be undertaken until occupancy levels increase for on-street parking.
- ♥ Educating the community regarding school parking by officers monitoring school parking during drop-off and pick-up times.
- ♥ Working with schools to optimise vehicle circulation through drop-off and pick-up areas.
- ♥ Enforcing parking restrictions and issuing infringements to vehicles that are non-compliant.

A number of recommendations for the McCallum Park area were also identified, including:

- ♥ Reviewing the lighting in parking areas near the underpass to provide adequate lighting for the pedestrians accessing McCallum Park from these parking areas.
- ♥ Increasing the availability of parking for park/reserve patrons.
- ♥ Implementing 2P parking on Garland Street (reserve area) to provide equitable access and vehicle turnover for park patrons and visitors in the area.
- ♥ Consultation on the installation of 2P parking restrictions to McCallum Lane due to the anticipated flow-on effects at Taylor Street and Garland Street.
- ♥ Continual monitoring and review of parking occupancy levels in the area and adjusting parking restrictions accordingly, particularly as the area is developed and greater pressure on parking demand is experienced.



Burswood Station East parking review

The review of parking at Burswood Station East was completed in 2020-21, with a number of recommendations made, including:

- ♥ Investigating a mixture of paid and timed restriction parking in the area, including offering the first hour free, matching Transperth parking fees for all-day parking and provision of ticket machines and pay-by-app options (e.g. EasyPark).
- ♥ Reviewing and updating legacy parking restrictions in the area.
- ♥ Investigating a parking management solution to increase disability parking and access.
- ♥ Considering the introduction of mixed-use for existing loading zone areas for short-term/motorcycle parking, in anticipation of upgrades and development in the area.
- ♥ Monitoring and review of the area every two years to make sure that parking management remains relevant and suitable for the area as it changes.

Parking Benefits Strategy

In October 2020, Council endorsed a scope of works to update the Town's Integrated Movement Network Strategy and Parking Management Plan to produce a Parking Benefits Strategy for the Town moving forward.



Dynamic parking management

In 2020, the Town introduced dynamic parking to areas two, three and five, where, depending on assessed parking bay occupancy in the preceding three months, 60 minutes of free parking may be provided in off-peak times. In addition, parking fees are reduced by 50% to the second consecutive off-peak hour. During peak times, 30 minutes of free parking may be provided in area three, whilst areas one and four receive 15 minutes of free parking all year round.



Key statistics for 2020 - 2021

Month #	Free Parking %	Parking provided for free	Estimated cost
Jul-20	66%	80,628	\$85,287
Aug-20	64%	81,601	\$86,316
Sep-20	62%	80,416	\$85,063
Oct-20	62%	82,592	\$87,364
Nov-20	60%	78,732	\$83,281
Dec-20	62%	80,295	\$84,935
Jan-21	64%	78,936	\$83,497
Feb-21	61%	64,508	\$68,236
Mar-21	58%	81,312	\$86,011
Apr-21	60%	69,113	\$73,107
May-21	57%	75,739	\$80,115
Jun-21	56%	70,703	\$74,788
TOTAL	61%	924,575	\$978,000.55



McCallum Park area review

Stage two of the Town's Taylor Reserve and McCallum Park Concept Report involves the creation of a new McCallum Park Active Area. It will provide a unique regional destination where all ages and skill levels can come together through active and passive recreation, and will connect visitors and tourists with the communities of Victoria Park, Perth City and South Perth.

Council approved funding to undertake detailed design for the McCallum Park Active Area project and worked to identify partnership opportunities to fund the construction.

COVID-19 services

Environmental Health Services continued to play a role in supporting local businesses and assisting the State Government if and when required, as a result of COVID-19 health directives.

Parking resources were also redeployed to ensure community safety during COVID-19 lockdowns and restrictions, including supporting WA Police in monitoring adherence to restrictions in public spaces.

Key statistics for 2020 - 2021

Activity/Item	2020 - 2021
Food business inspections	508
Aquatic facilities sampling	686
Temporary food permit application applications	391
Public event approvals	120
Skin penetration establishment inspections	20





Strategic outcomes

ENVIRONMENT

To promote sustainable, liveable, healthy and green places for everyone.

- 1 Land use planning that puts people first in urban design; allows for different housing options for people with different housing needs; and enhances the Town's character.**

Local Planning Strategy

The Town released its draft Local Planning Strategy for public comment. The strategy provides the blueprint for the planning and growth of neighbourhoods and commercial activity centres over the next 10 to 15 years, as well as informing the preparation of the new Local Planning Scheme No.2. This program of work is collectively being referred to as the Vic Park Planning Reform Program.

Local planning policies

Council adopted Local Planning Policies (LPP) in 2020-21, including:

- ♥ Amended LPP 32 - Exemptions from Development Approval.
- ♥ Draft LPP 40 – Burswood Station East Precinct Design Guidelines and Public Realm Improvements. This policy is in draft form and will supersede LPP 35 - Policy Relating to Development in Burswood Station East, subject to gazettal of Scheme Amendment 82 of the Town of Victoria Park Scheme No. 1.
- ♥ LPP 41 – Exemption Policy for Specified Changes of Use and Activities Carried Out From Existing Buildings. This policy was revoked in April 2021.

Precinct structure planning

The Town commenced work on the Albany Highway Precinct Structure Plan (Shape Albany Highway) to update the town planning to encourage high quality development, a diverse business mix and more inner city apartments, as well as guide future public realm upgrade projects for the Town's most significant place for shopping, working and playing.

Amendments to Town Planning Scheme No.1

In 2020-21, the Town progressed recommendations for the Residential Character Study Area into its planning framework, in consultation with Scheme Amendment 88 and following consent by the Western Australian Planning Commission.

The proposed amendment to Town Planning Scheme No.1, to allow higher-density development and the formalisation of the central public open space in Burswood Station East, was progressed with the Western Australian Planning Commission.

Building and planning services

In the 2020-21 financial year, 470 development applications and 110 requests for written planning advice and exemption requests were processed. In terms of compliance, 142 planning compliance events were actioned.

A new fencing local law was endorsed by Council in February 2021 to prescribe what constitutes a sufficient fence and the standard for the construction of fences throughout the district.

Amendments to the Planning and Development (Local Planning Schemes) Regulations 2015 were also introduced and resulted in process and policy changes. These planning reforms include a range of exemptions from development approval and legislated processes regarding the acceptance of planning applications, consultation on complex development applications and requests for additional information during the assessment process. A 'deemed-to-comply' check process was introduced to enable local governments to check for compliance with the Residential Design Codes and applicable local planning policies, allowing such proposals to progress straight to the building permit stage.

Key statistics for 2020 - 2021

Activity/Item	2020 - 2021
Planning Policies approved	2
Scheme Amendment endorsed	3
Planning applications processed	470
Swimming pool and spa inspections	710
Building permits issued	768
Demolition permits issued	88



Strategic outcomes

ENVIRONMENT

To promote sustainable, liveable, healthy and green places for everyone.

2 A safe, interconnected and well-maintained transport network that makes it easy for everyone to get around

Road renewal projects

The Town invested \$4.6 million into road renewal projects in 2020-21. These included:

- ♥ Briggs Street – road renewal and reshaping road to resolve drainage issues.
- ♥ Custance Street – road resurfacing, footpath crossing points and new drainage devices.
- ♥ Garland Street – road pavement reconstruction, parking bays and new drainage infrastructure.

Footpaths

The Department of Transport (DoT) approved funding for the final section of the Principle Shared Path (PSP) on Rutland Ave (between Great Eastern Hwy and Miller Street). In 2020-21, work was undertaken on the detailed design, while complying with the requirements of DoT, Public Transport Authority and Main Roads.

The shared path in Harold Rossiter Park was lifted to sit higher than the adjacent park to resolve the problem of large areas of standing water on the path.

Drainage project

Drainage pits were upgraded in 2020-21 to ensure that flood risk levels at identified locations were mitigated. These works included the conversion of steel gully grates into side entry pits to improve the capture of storm water during high-intensity rainfall and infiltration facilities for Garland Street.

Road safety

Various road safety improvement projects were completed in 2020-21, including:

- ♥ traffic calming upgrade with new median island on Gallipoli Street
- ♥ safer crossing point at the Sussex Street/Moorgate Street intersection near the Town's library
- ♥ trialing partial closure of the Orrong Road median island at the Roberts Road intersection.

Street lighting

A number of lighting improvements were made in 2020-21, including:

- ♥ lighting upgrades in underground power areas
- 36** new lights installed on rights of way
- 24** lights upgraded throughout Carlisle
- 6** six new lights installed in Bentley Technology Park.

To help meet its objectives in the delivery of these projects, the Town was successful in obtaining the following grant funding in 2020-21:

Roads to Recovery	Federal Government	Road Rehabilitation	\$237,607
Community Development Grant	State Government	for Street Lighting	\$300,000
Black Spot	State Government	Road Safety	\$1,373,122
Metropolitan Regional Road Group	State Government	Road Rehabilitation	\$389,466
Department of Transport	State Government	Cycle Facilities	\$1,600,000

Federal Government's Local Roads and Community Infrastructure Program

In 2020-21, the Town was granted an additional funding allocation of \$548,850 under Phase 3 of the Federal Government's Local Roads and Community Infrastructure Program, taking the total received by the Town through this program to almost \$2 million in the last 12 months. This funding will be used to deliver a range of projects over the coming financial year, including cycle lanes on Albany Highway between Oswald and Mackie Streets.



Review of the Asset Management Plan – Transport

In 2020-21, the Town commenced a review of the Asset Management Plan – Transport to ensure the Town's roads, drainage, pathways and transport infrastructure are sustainably managed for the future.

Key statistics for 2020 - 2021

Activity/Item	2020 - 2021
Road renewal projects	30
Major road safety upgrade project	4 (design only)
New footpaths	1
Footpath renewal projects	14
Major drainage projects	1 (design only)







Strategic outcomes

ENVIRONMENT

To promote sustainable, liveable, healthy and green places for everyone.

3 A place with sustainable, safe and convenient transport options for everyone

METRONET – Carlisle and Oats Street Stations

The Town is working with METRONET as they plan the removal of several local level crossings through the Inner Armadale Line Level Crossing Removal project. The Town has performed a key role in the design of the station surrounds, including the significant public open space that will be added underneath the proposed elevated rail between Carlisle Station and Oats Street Station.

Archer Street and Mint Street Streetscape Improvement Plan

The Archer and Mint Street Streetscape Improvement Plan was approved by Council in September 2020 and progressed to detailed design stage for the Carlisle Town Centre.

Burswood South Streetscape Improvement Plan

The Town progressed work on the Burswood South Streetscape Improvement Plan, which will be a compelling vision with concept designs for Burswood Street, Teddington Street and other key secondary streets in this emerging precinct.

Burswood Peninsula Wayfinding Plan

In collaboration with key stakeholders on the Burswood Peninsula, the Town completed a Wayfinding Plan for the peninsula. This plan outlines the range of signs needed to help people effectively move around and will ensure there is a consistent design that fits with the style already established around Perth Stadium.

Rutland Avenue Principal Shared Path

Stages 1 (Welshpool Road to Oats Street), 2 (Oats Street to Millers Crossing) and 4 (Burswood Station to Riversdale Road) Principal Shared Paths were completed in 2020-21.

Traffic calming

As part of the Lathlain Traffic Management Plan, traffic calming measures were put in place.. In 2020-21, traffic and crash data for the area was evaluated to enable a robust assessment of the impact of existing measures and to consider other traffic-calming measures that may need to be put in place in future.

Review of the Integrated Movement Network Strategy

The Integrated Movement Network Strategy guides the development of an efficient, safe, well-connected and sustainable transport system in the Town.. In 2020-21, the Town commenced a review of this strategy to ensure it continues to meet the travel needs of all users now and into the future.

Trackless Tram Consortium

The Town continued its participation in the Trackless Tram Investigation Consortium, culminating in a final detailed options report which outlines the preferred technology, route options, detailed analysis and advocacy framework for a trackless tram system to increase the liveability, vitality and urban renewal of the Town and other local council areas.





Strategic outcomes

ENVIRONMENT

To promote sustainable, liveable, healthy and green places for everyone.

4 A clean place where everyone knows the value of waste, water and energy

Climate Emergency Plan

In 2018, Council declared a climate emergency and identified the need to radically reduce the Town's carbon emissions to prevent significant climate change and be ready to respond to the immediate changes to our climate. In line with this, the Town of Victoria Park developed a draft Climate Emergency Plan, which was put to the community for feedback in February 2021. The finalised Climate Emergency Plan was endorsed by Council in July 2021, and implementation of the plan will commence in 2021-22.

Zero emissions

In 2020-21, the Town developed a strategy and implementation plan for zero-emissions vehicles. As a result, the Fleet Management Practice was adopted to guide the Town to choose fleet vehicles that not only meet the minimum ANCAP 5-star safety rating, but that are also informed by the Federal Government's Green Vehicle Guide rating system. Where possible, a combined fuel consumption rating of less than 8L/100km for fuel efficiency and an Air Pollution Standard rating of at least Euro 3 for greenhouse gas emissions is preferred. In addition, the Town considered options to add hybrid or electric vehicles to the Town's future fleet renewal, pending budgetary approval by Council.

The Town also partnered with Carbon Neutral to plant trees to help offset the emissions produced by the Town's vehicles.

Waste management and landfill

The Town continued to provide green and bulk waste kerbside collections for residents and multi-residents throughout the year. Both green waste and white goods are recycled where possible.

In 2020-21, the Town continued to liaise with the Mindarie Regional Council to explore alternative options to landfill, including waste-to-energy and Garden Organics(GO)/ Food Organics Garden Organics (FOGO).

In January 2021, Council adopted the recommendations to implement GO by 2022 and FOGO at a later date.

Environmental education initiatives

Throughout the year, the Town invested time and resources into a number of events that are aligned with the Town's Environmental Plan and Strategic Waste Management Plan. These included:

Initiative	Description
Grow it Local	A place for backyard, balcony, community garden and window-sill farmers to connect, share, learn, swap and/or earn. This included a free digital workshop series and a free seed service.
Waste Education Program	26 sessions run at local primary schools throughout the year.
Garage Sale Trail	Held on 21 and 22 November 2020 to help reduce, reuse and recycle pre-loved goods and connect the community. A total of 1,243 residents took part, with an estimated 2,526kg of items reused locally.

Key statistics for 2020 - 2021

Activity/Item	2020 - 2021
Gardening workshops held	3
Waste education program sessions	26
Residents taking part in Garage Sale Trail	1,234
Amount of items reused locally through Garage Sale Trail	2,526



Strategic outcomes

ENVIRONMENT

To promote sustainable, liveable, healthy and green places for everyone.

5 Appropriate and sustainable facilities for everyone that are well built, well maintained and well managed

Upgrade works

The Town undertook upgrades facilities in 2020-21, including:

Initiative	Description
Waste Education Program	Upgrade works commenced for the facility to accommodate the relocated Victoria Park Croquet Club.
GO Edwards Park	Stage 4 and 5 landscape upgrades commenced, with upgrades to the existing irrigation system and aeration system (including programmable lighting), as well as the development of designs to improve the pedestrian realm to ROW 59.



Strategic outcomes

ENVIRONMENT

To promote sustainable, liveable, healthy and green places for everyone.

6 Appropriate, inviting and sustainable green spaces for everyone that are well maintained and well managed

Higgins Park and Playfield Reserve Masterplan

In December 2020, Council approved the Higgins Park and Playfield Reserve Masterplan to proceed to the design development phase.

ROW52 - Urban Design Award

In August 2020, ROW52, East Victoria Park, was awarded the Australian Institute of Landscape Architects (AILA) WA Landscape Architecture Award for Urban Design. This previously vehicle-centric laneway was recognised for its transformation into a multi-use, pedestrian-oriented urban place that can now be enjoyed by the whole community.

Gallipoli Street Local Centre Revitalisation

The Town completed an upgrade to the Gallipoli Street Local Centre, which included bespoke furniture and planting, a footpath mural and the construction of a new micro park in front of the Gallipoli Street drainage basin.

Micro parks

The Town's Public Open Space and Urban Forest programs combined to deliver new micro parks in range of locations in Carlisle, Lathlain and East Victoria Park. These micro parks make use of unutilised space in front of the Town's drainage basin, creating neighbourhood spaces for the immediate community.



Strategic outcomes

ENVIRONMENT

To promote sustainable, liveable, healthy and green places for everyone.

7 Increased vegetation and tree canopy


Urban Forest Strategy Program

In 2020-21, the implementation of the Town's Urban Forest Strategy saw 3,884 trees and 39,139 shrubs added to Victoria Park's urban forest. This resulted in over 10,000m² of urban ecosystem area being created to help conserve our local floral biodiversity and increase habitat for local fauna, and the project is expected to add around 138,000m² of future canopy coverage.

The community contributed to the urban forest achievement in many ways, including:

- ♥ attendance at two Town-wide community planting events
- 4 four street-scale community planting events
- 4 four urban forest grant applications
- ♥ strong uptake of the Urban Forest at Home Program.

The Urban Forest Program continued its comprehensive education and communication campaign throughout 2020-21, including developing the understanding of Indigenous cultural connection to the landscape through a NAIDOC-themed planting event and bush food cooking classes. The Town's leadership in this area was acknowledged through recognition as a Tree City of the World by the Arbor Day Foundation. The Town's approach was also presented at the International Tree Cities of the World Conference.



Strategic outcomes

CIVIC LEADERSHIP

To show leadership by communicating with, empowering and supporting people in the community.

1 Everyone receives appropriate information in the most efficient and effective way for them

Digital

Digital initiatives and projects completed in 2020-21 included:

- ♥ working with Digital Hub to develop a style guide and update branding in line with the Town's branding and style guide
- ♥ developing the Library Frequency Identification program
- ♥ developing video content to communicate messages
- ♥ ensuring that the website is accurate.

Crisis communications

The Town provided information updates to the community and local businesses to keep them informed on COVID-19 restrictions.

Digital

Major campaigns communicated throughout the financial year included:

- ♥ Youth Plan
- ♥ VicVision Strategic Community Plan
- ♥ Vic Park Business Awards
- ♥ Christmas Campaign Unwrapped

Memorandum of Understanding (MOU)

The Council endorsed the MoU between the City of Armadale, City of Canning, City of Gosnells and Town of Victoria Park to establish the South East Corridor Councils Alliance.

The Town has entered into a number of MoUs since 2016, with collaborative focus on key themes of information and resource sharing, improving effectiveness and efficiency of common service delivery and combined advocacy for key projects and issues. Existing MOU's include;

- ♥ City of South Perth
- ♥ Curtin University of Technology and Local Government Strategic Steering Committee
- ♥ Shire of Morawa
- ♥ Inner-City Councils Group
- ♥ South East Corridor Councils Alliance.

Advocacy

In 2020-21, the Town advocated on behalf of the community for the following projects.

Project Title	Description
Redevelopment of the Edward Millen Heritage precinct	Restoration of the heritage-listed buildings and activation of the expansive Edward Millen parklands to deliver a well-considered and respectfully adaptive re-use heritage redevelopment for the community.
Public realm improvements to the redeveloped Burswood Station East	Delivery of safe, cohesive, high-amenity streets that encourage the use of active transport, as well as the creation of a community focal point through the revitalisation of the Stiles-Griffiths Reserve into a landscaped urban park.
Development of Lathlain Park Community and Sports Club	Safe demolition of the aged and outdated grandstand and associated buildings, replacing these with a universally accessible fit-for-purpose community facility for the benefit of the Perth Football Club and wider community.
Improvements to the streetscape at Archer and Mint Streets	Calming and improving accessibility to the new Carlisle Station and surrounding destinations for all users of the street and transforming the Carlisle Station precinct into a safe, accessible and attractive place to live, work and play.
Creation of a new McCallum Park Active Area	Creating a new, unique regional destination where all ages and skill levels can come together through active and passive recreation, and that connects visitors and tourists with the community of Victoria Park, Perth City and South Perth.



Strategic outcomes

CIVIC LEADERSHIP

To show leadership by communicating with, empowering and supporting people in the community.

- 2 A community that is authentically engaged and informed in a timely manner

Top engagement projects

The Town launched a total of 103 projects during the financial year. Those projects with the most engagement from the community, based on participation numbers, were:

Project	Participants
Higgins Park and Playfield Reserve Masterplan	1,477
Name Your Park	556
Old Spaces, New Places - ROW25 Laneway Upgrade	197
Review of Health Local Law 2003	174
Old Spaces, New Places - New Urban Space for Albany Highway's West End	174

Advisory and working groups

The Town engaged with working groups on projects throughout the year, including:

- ♥ Hockey Working Group – on the future sporting requirements of the Victoria Park Xavier Hockey Club
- ♥ Macmillan Precinct Masterplan Working Group – of the project, working towards delivering the masterplan
- ♥ Lathlain Park Advisory Group
- ♥ Urban Forest Strategy Working Group
- ♥ COVID-19 Response Working Group
- ♥ Business Advisory Working Group
- ♥ Access and Inclusion Advisory Group
- ♥ Mindeera Advisory Group

Key statistics for 2020 - 2021

Activity/Item	2020 - 2021
Visits to Your Thoughts	65,500
Participants engaged online	4,400
Subscribers to Your Thoughts engagement hub	3,507
Highest monthly visits to Your Thoughts engagement hub	23,125 (September 2020)
Engagement activities seeking community involvement	103
Development application seeking public comment	137



Strategic outcomes

CIVIC LEADERSHIP

To show leadership by communicating with, empowering and supporting people in the community.

3 Well thought out and managed projects that are delivered successfully

McCallum Park Active Area

In June 2020, elected members approved the McCallum Park Active Area Concept Report and considered the Town's budget request for detailed design to be undertaken in the 2020-21 annual budget. The Town also approved listing \$1.6 million in its Long-term Financial Plan, which is one-third of the approximate cost of the project.

In 2020-21, consultants were appointed to prepare an advocacy, branding and funding strategy for the project, which provides a framework for the Town to identify potential funding partners and work towards securing the remaining capital funding required to deliver the project. The strategy also delivers key communication and marketing materials, branding recommendations for the site and a strategic communications document for the project.

Detailed design for the McCallum Park Active Area was also undertaken in 2020-21 and will be presented to Council in 2021-22.



Lathlain Precinct redevelopment

The Lathlain Precinct Redevelopment Project is a revitalisation project being partly delivered under a unique public-private partnership to provide a sustainable multi-use sporting, recreation, health and education precinct for the community.

In 2020-21, an advisory group was established to support and advise Council on the development of concept plans for the community and sport club facility in Zone 1 - Perth Football Club of the Lathlain Precinct Redevelopment Project.

The project also received an additional \$4 million in funding from the State Government, and a new Strategic Projects Manager was appointed to progress the project to the concept, design and implementation stage.

Macmillan Precinct Masterplan

The Macmillan Precinct is the heart of East Victoria Park and home to many popular Council services, community hubs and events. The precinct requires significant investment and renewal to ensure it meets the future needs of the community. In 2020-21, the Macmillan Precinct Concept Plan was developed and endorsed by the Council, following public consultation and comment in 2020-21.

A Macmillan Precinct Masterplan Working Group was also established to help guide the progression of Stage 3 – Masterplan, with the masterplan report to be presented to Council in 2021-22.

Edward Millen Park Masterplan

The Edward Millen Park Masterplan project helps to define the park's relationship to the adaptive reuse of Edward Millen House and surrounding buildings. The budget for the project was approved by Council in August 2020.

A proposed lease agreement was also drafted for the house to be leased to WA-based company – Blackoak Capital Ventures – for 20 years. The proposal includes a lump-sum upfront payment of \$2 million to upgrade the park. In addition, the Town will receive ground lease rent from year 21 until the end of the lease period.

Under the proposed lease, Blackoak will carry out the heritage restoration work on the buildings, pay rates, taxes, outgoings, insurance and ongoing maintenance costs of the buildings.



Old Spaces New Places No.3 – Western Gateway

Old Spaces New Places (OSNP) is a program targeting locations within the Town that can be renewed and upgraded for greater community use and benefit.

In 2020-21, the location of OSNP3 was approved by Council, and the project moved to concept design stage. This project provides the opportunity to create a new urban space that enhances user experience and provides meeting space for the local community along the western end of Albany Highway.

Town of Victoria Park Place Plan Volume Series

The Town completed the Place Plan Volume Series, which outlines the consolidated list of work occurring across the organisation in each of the Town's neighbourhoods over a four-year period. These plans are critical documents that provide a one-stop shop for community members and a more cross-functional approach to the way the Town undertakes its work.



Strategic outcomes

CIVIC LEADERSHIP

To promote sustainable, liveable, healthy and green places for everyone.

- 4 Appropriate information management that is easily accessible, accurate and reliable information systems**

Remote ICT access

In 2020-21, the Town continued to have a major role in ensuring staff had remote access to systems that allowed them to work productively from home.





Strategic outcomes

CIVIC LEADERSHIP

To show leadership by communicating with, empowering and supporting people in the community.

5 Innovative, empowered and responsible organisational culture with the right people in the right jobs

Review of the Cultural Optimisation Strategy

A survey into the workplace culture of the Town of Victoria Park was conducted in April 2021, with results feeding into the development of a new Cultural Optimisation Strategy.

Implement the Leadership Competency Framework

In 2020-21, the Town continued to build on the capacity of its leaders and developed an induction process for new managers commencing with the Town. This process helps to ensure new managers to develop their knowledge base in leadership competency areas.

Occupational health and safety

A new Learning Management System was developed and rolled out to Operations staff in 2020-21 to inform teams of all policies and procedures related to occupational health and safety.



Strategic outcomes

CIVIC LEADERSHIP

To show leadership by communicating with, empowering and supporting people in the community.

6 People have positive exchanges with the Town that inspires confidence in the information and the service provided

Customer service delivery

The revised Customer Service Delivery Policy was implemented in 2020-21 through the complaint handling guidelines and training to all staff. The new policy supports a management practice and guidelines for handling complaints to improve the way we record, escalate and resolve complaints consistently as an organisation.

The Customer Service Charter was reviewed to ensure alignment to the new Customer Service Delivery Policy for all our contact channels.


COVID-19 impacts

COVID-19 continued to have an impact in 2020-21, with the leisure centre, library and administration centre services closed during COVID-19 restrictions.



Key statistics for 2020 - 2021

Activity/Item	2020 - 2021
Phone calls to the admin centre	55,084
In-person visits to the admin centre	7,637
Phone calls to the library	5,198
Phone calls to the aqua/leisure centres	43,206
Phone calls to the depot	7,210
Telephone calls answered within 20 seconds (target 85%)	85.91%



Strategic outcomes

CIVIC LEADERSHIP

To show leadership by communicating with, empowering and supporting people in the community.

7 Visionary civic leadership with sound and accountable governance that reflects objective decision making

Reviews

The Town undertook reviews procedures, plans and operational areas, including:

Review	Description
Strategic and operational risk registers	A review of the strategic and operational risk registers was undertaken in 2020-21, with all service delivery areas completing an operational risk assessment. Subsequently, the strategic risk register was updated and put online and training and information sessions provided to staff on how to access and use the online register.
Strategic Community Plan (SCP)	A major review of the Strategic Community Plan commenced in 2020-21. The SCP is the Town's highest level planning document that outlines the vision, values, aspirations, priorities and service expectations of the community over a 12-year period. Branded 'VicVision', the review included a comprehensive community consultation program to provide an opportunity for the community to have input into the decision-making and future direction for the Town of Victoria Park and aims to deliver a revised SCP that is functional, measurable and genuinely informed by the community.

Long-term Financial Plan	A new Long-term Financial Plan model was developed and presented to the Chief Executive Officer and Strategic Asset Advisory Group in 2020-21. The new model will be workshopped with stakeholders to set priorities and re-balance the Town's finances for future years.
Asset planning	An operational review of the Asset Planning service area was completed in June 2021. The recommendations from this report will inform the development of the Town's Asset Management Strategy and Asset Management Framework.
Healthy community	Internal team engagement and review was completed and engagement with program delivery service areas and facility programs commenced. Results and recommendations will be developed and implemented in 2021-22.
Street improvement	Review was completed in October 2020, with a significant resource gap identified in the design area to manage the increase in renewal spend and meet targets. Two roles were subsequently endorsed in the Street Improvement structure to help fill this gap.
Communication and engagement	An internal review was conducted, with a final recommendations report delivered in February 2021.

Corporate performance monitoring and reporting

In 2020-21, significant development work was completed by the Town to improve corporate performance monitoring and reporting, including accommodating the inclusion of inputs from strategic and operational risk management in the service delivery plans.

Internal Decision-making Framework

In 2020-21, the Town commenced a review of its current process for internal decision making, with information from the review used to inform the development of a new Internal Decision-making Framework.

Internal audit program

An internal audit program was reviewed, revised and implemented in 2020-21, commencing with an internal audit into the management of conflicts of interest and gifts. This review addressed targeted high-risk/vulnerable operational activities deemed a potential strategic fraud and corruption risk, including the administration of gifts and disclosures, sourcing and procurement evaluation, recruitment selection and the assessment of community and business funding applications and development planning applications.



Integrity practice

The Town underwent an audit of its integrity leadership and culture in 2020-21, which included an assessment of the its integrity practices against the Integrity Strategy for WA Public Authorities. The audit was also informed by findings and observations from an audit of the Town's conflicts of interest and gifts.

Advocacy and partnerships


The Town holds regular meetings with key partners and stakeholders , including Crown Perth, Optus Stadium, West Coast Eagles, Perth Football Club and Curtin University.

The Town continued to build relationships and collaborate with State and Federal Governments, advocating for funding for a number of major strategic projects, including:

Review	Description
Strategic Community Plan (SCP)	developed and implemented an independent advocacy strategy for the McCallum Park Active Area.
Lathlain Precinct Redevelopment Project	attracted a Commonwealth Community Development Grant commitment of \$4m to progress Zone 1 of the Redevelopment Project.
Climate Change Mitigation Plan	drafted a Climate Emergency Plan following community consultation. This plan will commit the Town to ambitious action to reduce emissions and support the community to do the same. The draft plan was released for public comment in February 2021 and will be presented to Council for endorsement in 2021-22.
Urban Forest Strategy	the Town continued to collaborate with the community to identify, plan, design and implement projects through its Urban Forest Strategy Action Plan, which aims to deliver a target of increasing the Town's tree canopy cover from 10% to 20% by 2024. In March 2021, the Town received Tree Cities of the World status – the first city or town to do so in Western Australia.
METRONET Precinct Planning	worked proactively to advocate for and help design the best possible outcomes for the community, following the State's announcement of elevated rail as part of its Inner Armadale Line Level Crossing Removal project.

Key statistics for 2020 - 2021

Activity/Item	2020 - 2021
Policies reviewed	39
New policies developed	4
Concept forums	11
Agenda briefing forums	13
Ordinary Council Meetings	11
Special Council Meetings	6
Committee Meetings	18
Items considered by Council	218
Responses to elected member information requests	340



Strategic outcomes

CIVIC LEADERSHIP

To show leadership by communicating with, empowering and supporting people in the community.

- ⑧ **Appropriate devolution of decision-making and service provision to an empowered community**





Strategic outcomes

CIVIC LEADERSHIP

To promote sustainable, liveable, healthy and green places for everyone.

Legislative responsibilities are resourced and managed appropriately, diligently and equitably

Strategic Community Plan review

In 2020-21, the Town commenced a major review of the Town's Strategic Community Plan.

Act reform

Legislative documents reviewed and implemented as required by Local Government Act Reform changes to the Local Government Act 1995 included:

- ♥ Code of Conduct for Council Members, Committee Members and Candidates
- ♥ Complaints Policy for Council Members, Committee Members and Candidates
- ♥ Code of Conduct for Employees
- ♥ Standards for CEO Recruitment, Performance and Termination

Local law review

The Town of Victoria Park Health Local Law 2003 was reviewed.



Statutory reporting

Disability Access and Inclusion Plan

The Disability Services Act WA 1993 (amended 2004) requires all local governments to develop, maintain and implement a Disability Access and Inclusion Plan (DAIP) every five years. DAIPs benefit people with disability, the elderly, families and carers and people from culturally and linguistically diverse backgrounds. The Town's DAIP 2017 – 2022 ensures opportunities for continuous improvement towards an accessible and inclusive community where all people can enjoy the Town's functions, facilities, services and events.

The Act further requires public authorities to lodge an annual DAIP progress report to the Department of Communities and provide details of activities in annual reports. During the 2020-21 financial year, the Town progressed the delivery of DAIP strategies, including the following:



The Town, in partnership with Vic Park Collective and Mission Australia, showcased 12 short films reflecting the everyday lives of people living with disability and developed by people with disability. This was incorporated into the theme of International Day of People with Disability on 3 December 2020 – "Not all disabilities are visible". The event included the opportunity for three guest speakers with various disability to share their personal stories before the movie screening.



The Town participated in the campaign "This Bay Is Someone's Day" which sought to help raise awareness and reduce the misuse of ACROD bay parking in Western Australia. The launch was initiated in December 2020 on the International Day of People with Disability. The partnership was a collaboration with National Disability Services, ACROD bay permit holders, other local governments such as Town of Victoria Park and local businesses. The campaign emphasised the impacts for people with disability when community members misuse ACROD bays.



The Town conducts ACROD bay parking audits every five years. This informs the Town on priority ACROD bays requiring refurbishment or construction. In 2020-21, the Town installed one ACROD parking bay at Bishopsgate Street.



The Town continued to work proactively to encourage local businesses to ensure their premises are accessible and inclusive to all community members and utilised the Business Advisory Group, Business e-newsletter and Localised platform to provide more information to businesses on how to make their venues more accessible and inclusive.



The Town's Disability Access and Inclusion Advisory Group were endorsed by Council in October 2020. This group meets quarterly and, in June 2021, provided an opportunity to specific disability providers to give a brief description of what free services they provide to community members in the Town.



Mission Australia continued as a National Disability Insurance Scheme (NDIS) partner of the Town, providing a Local Area Coordinator (LAC) to offer free information services to people with disability, their family and carers regarding their NDIS plans.



The Town established an internal Diversity and Inclusion Working Group to break barriers faced in the workplace by people with disability and ensure the Town's workplace is inclusive to access and diversity. Staff members of this internal reference group were given opportunities to voice areas of concern and opportunities to modify services offered to staff and community members.



An updated complaints and feedback process was implemented to provide flexible options and alternative formats at request for customers with disability. Alternative formats of public participation are readily available on request, according to the person's needs.



As a member of the WA Access and Inclusion Network Group, met quarterly to identify best practice and gaps in local governments.



The Town's CEO signed the Lighthouse Disability Agreement, which commits Victoria Park to increase employment of people with disability to 5%.



The Town worked in partnership with disability employment services providers and institutional bodies to develop processes that create pathways to meaningful employment for people with disability.



The Town endorsed an Employer of Choice Framework in April 2021, with a range of initiatives to address outcomes identified in the Town's DAIP and Workforce Plan. The Town's People and Culture team have been working with external disability service providers to notify them of advertisements, application processes and traineeship opportunities.







The Town conducted its annual staff survey to capture the experiences of all employees and include information around access and inclusion. The data from this survey gives the Town an indication of how the employment target is tracking and supports the Employer of Choice Framework.



Local Government (Model Code of Conduct) Regulations 2021

In accordance with section 5.121 of the Local Government Act 1995, the Town is required to maintain a register of complaints of minor breaches, which result in a finding being made by the Local Government Standards Panel. The register details:

-  **name of council member about whom the complaint is made**
-  **name of person who makes the complaint**
-  **description of the minor breach that the standards panel finds has occurred**
-  **details of action taken.**

The standards panel made no findings of minor breaches in 2020-21.

Information management

Under the State Records Act 2000, the Town of Victoria Park must maintain a Records Plan and associated documents (Records Keeping Procedures Manual, Records Keeping Disaster Recovery Plan). These documents provide an accurate reflection of the record keeping including information regarding the Town's system(s), disposal arrangements, policies, practices and processes. The Record Keeping Plan is the primary means of providing evidence of compliance with the Act and the implementation of best practice record keeping within the Town.

In 2020-21, the Town upgraded its core record-keeping system to Content Manager and continued efforts towards best practice in the area of electronic record keeping, with over 159,000 corporate records registered.

A comprehensive records management training program was delivered focusing on record keeping processes, obligations under the State Records Act 2000 and how to use Content Manager to manage records. The training program was delivered to 188 staff and comprised 47 one-on-one sessions, 9 refresher training sessions and 30 group sessions on the upgraded records keeping system.

Freedom of information

The Town is subject to the provisions of the Freedom of Information Act 1992 (the FOI Act). The FOI Act gives the public a general right of access to information held by the Town, subject to limitations as set out in Clauses 1 to 15 of Schedule 1 to the FOI Act.

It also provides the right of review in relation to decisions made by the Town to refuse access to information applied for under the FOI Act. In 2020-21, the Town received and responded to ten requests under the Act. In addition, we received one application for internal review of a decision, which resulted in the decision being upheld.

Employee remuneration

Chief Executive Officer remuneration

Introduction text - As at 30 June 2021	
Defined benefit	As at 30 June 2021
Cash salary	\$268,165
Packed benefits	\$43,151
Total package	\$311,316


Employees with a salary greater than \$130,000

The table below is prepared in accordance with Regulation 19B of the Local Government (Administration) Regulations 1996. This section requires the Town of Victoria Park reports in bands of \$10,000, the number of employees entitled to annual salary of \$130,000 or more at 30 June 2020.

Salary Band	2020	2019	2018
\$260,000 - \$269,999	1	1	1
\$250,000 - \$259,999	0	0	0
\$240,000 - \$249,999	0	0	0
\$230,000 - \$239,999	0	0	0
\$220,000 - \$229,999	0	0	0
\$210,000 - \$219,999	0	0	0
\$200,000 - \$209,999	0	0	0
\$190,000 - \$199,999	0	0	0
\$180,000 - \$189,999	3	3	3
\$170,000 - \$179,999	0	0	0
\$160,000 - \$169,999	0	0	0
\$150,000 - \$159,999	0	0	0
\$140,000 - \$149,999	7	0	0
\$130,000 - \$139,999	3	12	10



Gender Equality Report



increased paid maternity leave to 12 weeks including dropping the years of service to access the entitlement



super contributions paid during 12 weeks' maternity leave.



10 days leave for any staff member who has identified a connection to domestic violence.

	Casual	Full time	Part time
Males	67	96	12
Females	115	62	55



Operating subsidies reporting

Financial Assistance 2020 - 2021

Operating subsidies	
To	Amount
Connect Vic Park	\$50,000.00
Harold Hawthorne Community Centre	\$123,321.00
Victoria Park Centre for the Arts	\$103,384.00
Perth Football Club	\$50,000.00
Perth Cricket Club*	\$195,000.00
Vic Park Croquet Club*	\$15,000.00
Total	\$536,705.00

Arts Season grants	
To	Amount
Curate Arts Incorporated - Surround Sound	\$5,000.00
Ivan Gian-Piero - The Fantastical Films of George Melies	\$4,924.00
John Curtin Gallery, Curtin University - Abdul-Rahman Abdullah: Everything is True	\$2,750.00
Peter Player - Art Up Your Day	\$3,930.00
Southern Districts Bands Incorporated - swing Shift Big Band - Arts Season Premier	\$1,600.00
Total	\$18,204.00



Arts grants	
To	Amount
Nicole Francis - Our House is Made of Straw (COVID Cubbies)	\$2,500.00
KZ Speech - Arts for Arts Sake	\$353.61
Friends of Jirdarup Bushland - Images of Jirdarup	\$5,000.00
Steven Finch - Vic Park Portable	\$500.00
Victoria Park Collective - Vic Park Projection Fest 2021	\$5,000.00
Vic Park Community Centre - Know thy neighbour	\$4970.45
Total	\$18,324.06

Community grants	
To	Amount
Burswood Peninsula Neighbourhood Watch Group - Burswood Peninsula NHW and Residents Association Community Fiesta	\$3,560.00
Friends of Jirdarup Bushland - 2021 Walk and Talk Program	\$1,903.00
Kid's Camps Incorporated - Cahoots Family Fun Day	\$5,800.00
Lathlain - Carlisle Playgroup Incorporated - Active Nature Play Upgrade	\$10,000.00
Lathlain Primary School Parents and Citizens Association - Community Christmas Event	\$4,900.00
The Haven - Provision of a Christmas Lunch for 2020	\$1,000.00
The Haven - Provision of regular meals for people in need	\$5,000.00
Victoria Park Community Garden Association - Community Educational Material - Cookbook	\$1,815.00
Victoria Park Men's Shed Incorporated - Shed Patio Extension	\$1,000
Total	\$34,978.00

Individual donations	
To	Amount
Individual Donation - Youth Leadership	\$265.00
Individual Donation - Sport - Australian Junior Amateur Gold Under 18 Championship	\$200.00
Individual Donation - Sport - 2021 National Junior Table Tennis Championships	\$200.00
Total	\$665.00

Restart arts grants	
To	Amount
Alana Fruit - The Bees Knees (formerly) Red - tailed Black Cockatoos	\$7,098.00
Carlie Jems - Permanent	\$2,350.00
Cassandra Jordan - New Balmoral Restart Mural Project	\$1,976.90
Creative Soul Session - You're Terrible, Mural	\$4,930.00
Connect Victoria Park Incorporated - Connect with Birds	\$6,390.00
Hayley Welsh - Where Now from Here?	\$5,950.00
John Curtin Gallery Curtin University - 50fifty:2020	\$3,000.00
Jae Criddle - Group Exhibition 'Meantime'	\$4,125.00
Sioux Tempestt - Youth Mural Mentorship Program	\$6,278.60
Vic Park Collective - Vic Park Urban Gallery Map	\$2,900.00
Vic Park Community Centre - Albany Highway Song Writers Club	\$5,000.00
Total	\$49,998.50

Restart community grants	
To	Amount
Carlisle/Victoria Park Toy Library - Restart and Expansion - Kick Start: Phase 1 - Storage and Key Collection Items	\$3,862.00
Connect Victoria Park Incorporated - Connect 60+ Mind, Body and Soul	\$4,950.00
Fusion Australia - Kent Street Mentoring Program	\$9,850.00
GLBTI Rights Ageing Incorporated - Talking Generations/A fabulous Xmas in July	\$3,690.00
Harold Hawthorne Community Centre - VP55+ Club	\$10,000.00
Nardine Wimmin's Refuge - COVID-19 Cleaning	\$10,000.00
Riverview Community Services - Asylum Seeker Hub COVID-19 Emergency Relief Project	\$9,000.00
Tracey Gibbs - Wildflower Trail	\$3,846.00
Victoria Park Community Centre Incorporated - Restart the Strip	\$4,413.00
Victoria Park Cricket Club Incorporated - Cricket Club Sustainability and Continuation	\$4,300.00
Victoria Park Soccer Club Incorporated - Rejuvenation of Parnham Park Club Room and Soccer Equipment	\$6,042.00
Total	\$69,908.00



Restart business grants	
To	Amount
Antz Café - Subscribe to Mobi2Go online ordering system	\$909.09
Biota in Harmony - Attend two mental health first aid courses	\$770.00
BOLT Health and Fitness - Attend self-mastery training course	\$909.09
Botany on Oats - Complete Shopify website development	\$679
CA Management Services - Offer one-year Engaje platform trail to local businesses	\$7,272.73
Café Bella Rosa - Install coffee takeaway window	\$2,970.45
Cocoa n Rose Welshpool - Purchase commercial toaster grill	\$909.09
Discontent - Create four websites for local businesses	\$6,763.64
DTM Tourism - Attend Adobe Indesign training	\$904.55
Eclipse Design Solutions - Financial advice for business restructure	\$880
Frogponds - Offer Frogponds platform trial to local businesses	\$7,272.73
Hail the Kale - Purchase click and colect software	\$909.09
Innolab - Design coffee cup recycling system	\$7,272.73
Little Love Babywares = Paint Carlisle Collective Mural	\$8,000.00
Naja Consulting Services - Write business chamber report	\$7272.73
Printezy.com - Hire printing equipment	\$909.09
Up Close and Local Tours - Facilitate Vic Park food tours	\$7265.46
Urban Revolution - Purchase portable shelving	\$909.09
VR-Arrival - Purchase 360-degree camera	\$909.09
Total	\$61,626.00

School welfare donations	
To	Amount
East Victoria Park Primary School - (Two students @\$200 each)	\$400.00
Lathlain Primary School (Two students @\$200 each)	\$400.00
Total	\$800.00

Cash sponsorship	
To	Amount
Happiness Co - Happy Ever After Gala	\$4,100.00
Movies by Burswood Incorporated (t/a Teleton Community Cinemas) - Community Cinemas	\$17,500.00
Stopping Family Violence - Family Domestic Violence Conference 2021	\$5,000.00
Unisport Australia - 18th Masters Games in Perth	\$20,000.00
VenuesLive Management Services - Christmas Festival	\$20,000.00
Total	\$66,600

In-kind sponsorship (fee waiver)	
To	Amount
Rotary Club of Victoria Park - Community Markets - John MacMillan Reserve	\$4,784.00
Total	\$4,784.00

Place grants	
To	Amount
Vic Park Collective - Car Free Day	\$13,875.00
Lathlain Primary School Parents and Citizens - Christmas Market	\$7,286.00
Café Bella Rosa - Mural	\$10,000.00
Antrz Café - Mural and Public Realm Upgrades	\$15,000.00
Vego Delish - Street Furniture	\$15,000.00
Absolute Split Hire - Alfresco Verge Words and Furniture	\$6,500.00
Archer Street Physio - Health Fair	\$12,097.00
Total	\$79,740.00



Sports grants	
To	Amount
Curtin Football Club Incorporated - Junior Equipment Upgrade	\$2,000.00
Dynamic Football Club Incorporated - Badminton Program in the Town of Victoria Park	\$8,042.50
Perth Cricket Club - 2021 - 2022 Ball Fees	\$2,000.00
Perth Basketball Association - Indigenous Basketball Program	\$8,072.00
Victoria Park Junior Football Club - Embedding Aboriginal Culture and Perspectives	\$2,250.00
Total	\$22,364.50

Urban forest grants	
To	Amount
Harold Hawthorne Senior Citizen's Centre and Homes Incorporated - Secret Life of Trees Project	\$2,900.00
Kent Street Senior High School - Urban Forestry Initiative 2021	\$9,107.00
Millen Primary School - Trees for Shade and Nature	\$3,886.00
Millenium Kids Incorporated - Green Lab Kids Hub	\$9,107.00
Perth Individual College - Project Green Space	\$4,600.00
Total	\$29,600.00

Street Meet n' Greet	
To	Amount
25 Street Meet n' Greet events	\$10,296.78
Total	\$10,296.78

CCTV Partnership Program	
To	Amount
159 partnerships established	\$117,124.90
Total	\$117,124.90

Security Incentive Scheme	
To	Amount
161 rebates provided	\$26,880.00
Total	\$26,880.00

Adopt a Verge Program	
To	Amount
22 approved applications	\$11,000.00
Total	\$11,000.00

Fee waivers for junior sport

Applicable junior sporting groups are not charged fees for the use of the Town's sport reserves. The below table is an estimation of the fees and charges that the juniors teams would be charged, if they were charged at the same rate as senior clubs and teams.

To	From
Curtin University Football Club - Summer Season	\$2,564.40
Curtin University Football Club - Winter Season	\$40,535.50
Victoria Park Soccer Club - Winter Season	\$6,944.80
Victoria Park Raiders Junior Football Club - Winter Season	\$66,032.20
South Perth Junior Cricket Club - Summer Season	\$62,674.00
Total	\$178,750.90



Lease reduction/ Peppercorn leases

Property Address	Premises	Type of Contract	Other parties	Rent	Rental valuation (per annum net of GST and outgoings)
248 Gloucester Street, Victoria Park	Sporting group office space within Leisurelife	Lease	Perth Basketball Association Inc	\$4,400.00	\$4,000.00
248 Gloucester Street, Victoria Park	Office space within Leisurelife	Lease	Agility Rehabilitation	\$5,808.00	\$4,000.00
248 Gloucester Street, Victoria Park	Community group office space within Leisurelife	Lease	WA Disabled Sports Association Inc	\$15,125.04	\$13,750.00
248 Gloucester Street, Victoria Park	Family centre building and courtyard - Community group via Department of Communities	Lease	Department of Communities	\$1.00	\$33,000.00
248 Gloucester Street, Victoria Park	Leisurelife Café	N/A	Vacant	\$ -	\$12,500.00
42 Somerset Street, East Victoria Park	Aqualife Café	N/A	Vacant	\$ -	\$12,500.00
1-5 Sussex Street	Billabong Child Care Centre - Community Group via Department of Communities	Lease	Department of Communities	\$1.00	\$80,000 - \$100,000

Property Address	Premises	Type of Contract	Other parties	Rent	Rental valuation (per annum net of GST and outgoings)
2 Lathlain Place	Scout hall and grounds	Lease	The Scout Association of Australia (WA Branch)	\$1.00	\$13,000 - \$15,000
6 Lathlain Place	Keith Hayes Community Centre	Lease	Child Adolescent Health Service (Unit 1)	\$1.00	\$26,000.00
6 Lathlain Place	Keith Hayes Community Centre	Lease	Carlisle/ Victoria Park Toy Library Inc (Unit 2)	\$1.00	\$31,500.00
6 Lathlain Place	Keith Hayes Community Centre	Lease	Lathlain Playgroup Inc (Unit 3)	\$1.00	\$34,000.00
29 Sussex Street, East Victoria Park	Community Law Centre Building	Lease	Sussex Street Community Law Service Inc	\$4,000.00	\$40,000.00
12 Kent Street	House, art workshop and land	Lease	Victoria Park Centre for the Arts Inc	\$1.00	30,000.00
34 Goddard Street	Sporting group - Lathlain Park grandstand and clubrooms	Lease	Perth Football Club Inc	\$ -	subject to redevelopment
42 Bishopsgate Street	Sporting group - Lathlain Ovals and Administration Building	Lease	Indian Pacific Ltd (West Coast Eagles Football Club)	\$10.00	\$415,000.00
1 Fred Bell Parade, East Victoria Park (Higgins Park)	Hall and grounds	Lease	The Returned and Services League of Australia Inc (WA Branch)	\$1.00	\$50,000.00
Lot 256 Garland Street	Shed - Wildlife Rescue Centre	No formal agreement	Malubilai Wildlife Carers Group	\$ -	\$3,500.00
500 Albany Highway	Community garden	Lease	Victoria Park Community Garden Association Inc	\$1.00	Not required
98 Rutland Avenue	Community garden	Lease	Victoria Park Community Garden Association Inc	\$1.00	Not required



Property Address	Premises	Type of Contract	Other parties	Rent	Rental valuation (per annum net of GST and outgoings)
190-192 Rutland Avenue, Carlisle also known as 2 Memorial Avenue	Senior Citizen Centre, Carlisle Memorial Hall and Frail Aged Day Care Centre	Lease	Harold Hawthorn Community Centre Inc	\$1.00	\$222,000.00
4-6 Memorial Avenue, Carlisle	Senior Citizens Aged Persons units	Lease	Harold Hawthorn Community Centre Inc	\$1.00	\$82,500.00
51 Anketell Street/63 Kent Street, Kensington	KPCYC buildings and land	Sub-Lease	The Federation of Western Australia Police and Citizens Youth Centres Inc	\$1.00	Not required
Playfield Street	Sporting group – Tennis courts and hall	Lease	Higgins Park Tennis Club Inc	\$2,418.76	\$42,500.00
Weston Street, Carlisle (Fletcher Park)	Sporting group – Fletcher Park building	Seasonal Lease Agreement	Perth Cricket Club Inc	\$2,919.31	\$17,500.00 (6 months)
18 Kent Street	Sporting group – Bowling Club building and greens	Lease	Victoria Park Carlisle Bowling Club Inc	\$7,428.32	\$60,000.00
Weston Street, Carlisle (Fletcher Park)	Sporting group – Fletcher Park building	Seasonal Lease Agreement	Victoria Park Xavier Hockey Club Inc	\$2,919.31	\$17,500.00 (6 months)
21 Lichfield Street (Read Park)	House and land	N/A	Vacant	\$ -	\$15,000 - \$16,000
6 Temple Street	Dental clinic	Lease	Dental Health Service of WA	\$1.00	\$70,000.00
4 Temple Street	Infant Health Clinic	No formal agreement	Health Department of WA	\$1.00	\$29,000.00

Elected members meeting attendance

1 July 2020– 30 June 2021					
Committee/Council Meeting	Members	Ordinary meetings held	Ordinary meetings present	Special meeting held	Special meetings present
Council	Mayor Vernon	11	11	6	4
	Deputy Mayor Ife	11	11	6	5
	Cr Anderson	11	10	6	5
	Cr Hendriks	11	11	6	6
	Cr Karimi	11	10	6	6
	Cr Lisandro	11	10	6	5
	Cr Oliver	11	10	6	5
	Cr R Potter	11	10	6	6
	Cr V Potter	11	8	6	3
	Policy Committee	Mayor Vernon	8	7	
Deputy Mayor Ife		8	8		
Cr Anderson		8	6		
Cr Hendriks		8	8		
Cr Karimi		8	6		
Cr Lisandro		8	8		
Cr Oliver		8	6		
Cr R Potter		8	6		
Cr V Potter		8	4		



1 July 2020– 30 June 2021

Committee/Council Meeting	Members	Ordinary meetings held	Ordinary meetings present	Special meeting held	Special meetings present
Chief Executive Officer Recruitment and Performance Review Committee	Mayor Vernon	6	5		
	Deputy Mayor Ife	6	6		
	Cr Anderson	6	5		
	Cr Karimi	6	6		
	Cr V Potter	6	3		
Audit and Risk Committee	Mayor Vernon	4	4		
	Cr Hendriks	4	4		
	Cr Karimi	4	4		
	Cr Oliver	4	3		





Financial Reports



TOWN OF VICTORIA PARK
FINANCIAL REPORT
FOR THE YEAR ENDED 30 JUNE 2021

TABLE OF CONTENTS


Statement by Chief Executive Officer	2
Statement of Comprehensive Income by Nature or Type	3
Statement of Comprehensive Income by Program	4
Statement of Financial Position	5
Statement of Changes in Equity	6
Statement of Cash Flows	7
Rate Setting Statement	8
Index of Notes to the Financial Report	9
Independent Auditor's Report	67

COMMUNITY VISION

The Town of Victoria Park: A dynamic place for everyone.

- We are Perth's most empowered and engaged community.
- We are Perth's premier place for entertainment and entrepreneurship.
- We lead in sustainability
- We put people first in urban design and safety.
- We are inclusive and connected with a thriving community.

Principal place of business:
99 Shepperton Road
Victoria Park WA 6100



**TOWN OF VICTORIA PARK
FINANCIAL REPORT
FOR THE YEAR ENDED 30 JUNE 2021**

*Local Government Act 1995
Local Government (Financial Management) Regulations 1996*

STATEMENT BY CHIEF EXECUTIVE OFFICER

The attached financial report of the Town of Victoria Park for the financial year ended 30 June 2021 is based on proper accounts and records to present fairly the financial position of the Town of Victoria Park at 30 June 2021 and the results of the operations for the financial year then ended in accordance with the Local Government Act 1995 and, to the extent that they are not inconsistent with the Act, the Australian Accounting Standards.

Signed on the


20th day of January 2022



Acting Chief Executive Officer

Natalie Martin Goode

Name of Acting Chief Executive Officer



TOWN OF VICTORIA PARK
STATEMENT OF COMPREHENSIVE INCOME
BY NATURE OR TYPE
FOR THE YEAR ENDED 30 JUNE 2021

	NOTES	2021 Actual \$	2021 Budget \$	Restated * 2020 Actual \$
Revenue				
Rates	28(a)	43,062,877	43,588,067	46,943,703
Operating grants, subsidies and contributions	2(a)	1,416,596	1,433,000	4,046,472
Fees and charges	2(a)	8,699,743	7,486,677	8,095,719
Interest earnings	2(a)	395,800	1,165,100	1,042,332
Other revenue	2(a)	891,701	424,450	974,813
		54,466,717	54,097,294	61,103,041
Expenses				
Employee costs		(23,521,530)	(22,648,251)	(22,980,033)
Materials and contracts		(20,655,572)	(27,501,699)	(26,717,753)
Utility charges		(1,449,118)	(1,565,814)	(1,572,770)
Depreciation on non-current assets	10(c)	(9,595,447)	(9,565,650)	(9,464,247)
Interest expenses	2(b)	(304,262)	(309,199)	(258,419)
Insurance expenses		(464,587)	(257,500)	(474,456)
Other expenditure	2(b)	(4,019)	(149,500)	(1,921)
		(55,994,535)	(61,997,613)	(61,469,600)
		(1,527,818)	(7,900,319)	(366,559)
Non-operating grants, subsidies and contributions	2(a)	1,004,795	2,414,149	6,679,123
Profit on asset disposals	10(a)	62,019	1,704,507	275
Loss on asset disposals	10(a)	(1,894,759)	(70,884)	(12,050)
Fair value adjustments to financial assets at fair value through profit or loss	5(b)	-	-	1,868
Profit from sale of land (TPRC Joint Arrangement)	27(b)	1,435,089	-	362,936
Net Share of Interest in Associate	26(c)	(12,639)	-	(78,569)
Revaluation decrement on Property Plant and Equipment	8(a)	-	-	(714,912)
Revaluation decrement on Infrastructure	9(a)	-	-	(10,138,889)
		594,505	4,047,772	(3,900,218)
Net result for the period		(933,313)	(3,852,547)	(4,266,777)
Other comprehensive income				
<i>Items that will not be reclassified subsequently to profit or loss</i>				
Changes in asset revaluation surplus	13	(399,909)	-	(359,687,086)
Total other comprehensive loss for the period		(399,909)	-	(359,687,086)
Total comprehensive loss for the period		(1,333,222)	(3,852,547)	(363,953,863)

* Refer to note 36(a) Associate Entity Restatement and Guarantee Payment
This statement is to be read in conjunction with the accompanying notes.



**TOWN OF VICTORIA PARK
STATEMENT OF COMPREHENSIVE INCOME
BY PROGRAM
FOR THE YEAR ENDED 30 JUNE 2021**

	NOTES	2021 Actual \$	2021 Budget \$	Restated * 2020 Actual \$
Revenue				
General purpose funding		45,202,065	44,318,507	49,556,068
Law, order, public safety		2,115,091	1,675,282	2,342,900
Health		167,092	182,300	251,169
Education and welfare		220,357	177,000	147,567
Community amenities		1,299,517	1,120,500	1,217,034
Recreation and culture		4,274,684	3,553,485	6,232,993
Transport		247,620	419,700	370,641
Economic services		593,910	406,500	521,685
Other property and services		346,381	2,244,020	462,984
		54,466,717	54,097,294	61,103,041
Expenses				
General purpose funding		(1,076,199)	(1,232,142)	(1,200,592)
Governance		(686,729)	(415,580)	(744,637)
Law, order, public safety		(3,393,601)	(2,666,794)	(3,654,797)
Health		(1,536,789)	(663,978)	(1,413,124)
Education and welfare		(2,170,624)	(1,853,785)	(1,666,129)
Community amenities		(8,659,988)	(12,883,385)	(8,914,131)
Recreation and culture		(17,473,005)	(15,398,068)	(16,942,670)
Transport		(13,507,967)	(9,748,715)	(13,213,393)
Economic services		(2,318,872)	(2,264,170)	(6,928,231)
Other property and services		(4,866,499)	(14,561,797)	(6,533,478)
		(55,690,273)	(61,688,414)	(61,211,181)
Finance Costs				
General purpose funding		(17,989)	-	(18,994)
Law, order, public safety		-	-	(23,071)
Recreation and culture		(40,453)	(45,850)	(82,452)
Transport		-	(203,300)	-
Other property and services		(245,820)	(60,049)	(133,902)
		(304,262)	(309,199)	(258,419)
		(1,527,818)	(7,900,319)	(366,559)
Non-operating grants, subsidies and contributions	2(a)	1,004,795	2,414,149	6,679,123
Profit on disposal of assets	10(a)	62,019	1,704,507	275
Loss on disposal of assets	10(a)	(1,894,759)	(70,884)	(12,050)
Fair value adjustments to financial assets at fair value through profit or loss	5(b)	-	-	1,868
Share of net profit of associates accounted for using the equity method	26(c)	1,435,089	-	362,936
Revaluation decrement on Property Plant and Equipment	8(a)	-	-	(714,912)
Revaluation decrement on Infrastructure	9(a)	-	-	(10,138,889)
Share of comprehensive income of associates and joint ventures accounted for using the equity method	26	(12,639)	-	(78,569)
		594,505	4,047,772	(3,900,218)
Net result for the period		(933,313)	(3,852,547)	(4,266,777)
Other comprehensive income				
<i>Items that will not be reclassified subsequently to profit or loss</i>				
Changes in asset revaluation surplus	13	(399,909)	-	(359,687,086)
Total other comprehensive loss for the period		(399,909)	-	-
Total comprehensive loss for the period		(1,333,222)	(3,852,547)	-

* Refer to note 36(a) Associate Entity Restatement and Guarantee Payment
This statement is to be read in conjunction with the accompanying notes.



**TOWN OF VICTORIA PARK
STATEMENT OF FINANCIAL POSITION
AS AT 30 JUNE 2021**

	NOTES	2021 \$	Restated * 2020 \$
CURRENT ASSETS			
Cash and cash equivalents	3	40,128,544	45,086,829
Trade and other receivables	6	4,433,868	4,203,836
Other financial assets	5(a)	17,000,000	16,000,000
Inventories	7	204,257	504,086
TOTAL CURRENT ASSETS		61,766,669	65,794,751
NON-CURRENT ASSETS			
Trade and other receivables	6	287,757	308,982
Other financial assets	5(b)	7,036,903	36,903
Inventories	7	1,129,482	492,627
Investment in associate	26(a)	6,541,814	6,269,274
Property, plant and equipment	8	271,011,994	272,949,274
Infrastructure	9	264,422,901	266,523,200
Right-of-use assets	11(a)	83,547	150,385
TOTAL NON-CURRENT ASSETS		550,514,398	546,730,645
TOTAL ASSETS		612,281,067	612,525,396
CURRENT LIABILITIES			
Trade and other payables	14	6,527,295	5,446,139
Other liabilities	16	3,335,696	376,463
Lease liabilities	17(a)	73,678	64,155
Borrowings	18(a)	2,798,462	3,149,536
Employee related provisions	19	4,704,937	4,293,471
TOTAL CURRENT LIABILITIES		17,440,068	13,329,764
NON-CURRENT LIABILITIES			
Right-of-use assets			
Lease liabilities	17(a)	20,069	93,746
Borrowings	18(a)	13,987,423	16,785,885
Employee related provisions	19	345,344	494,612
TOTAL NON-CURRENT LIABILITIES		14,352,836	17,374,243
TOTAL LIABILITIES		31,792,904	30,704,007
NET ASSETS		580,488,163	581,821,389
EQUITY			
Retained surplus		82,533,102	91,121,689
Reserves - cash/financial asset backed	4	53,222,743	45,567,473
Revaluation surplus	13	444,732,318	445,132,227
TOTAL EQUITY		580,488,163	581,821,389

* Refer to note 36(a) Associate Entity Restatement and Guarantee Payment
This statement is to be read in conjunction with the accompanying notes.



**TOWN OF VICTORIA PARK
STATEMENT OF CHANGES IN EQUITY
FOR THE YEAR ENDED 30 JUNE 2021**

NOTES	RETAINED SURPLUS	RESERVES		TOTAL EQUITY
		CASH/FINANCIAL ASSET BACKED	REVALUATION SURPLUS	
	\$	\$	\$	\$
Balance as at 1 July 2019	112,011,915	32,397,369	804,819,313	949,228,597
Associate Entity Restatement	36(a) (3,453,345)	-	-	(3,453,345)
Restated balance at the beginning of the financial year	108,558,570	32,397,369	804,819,313	945,775,252
Comprehensive income				
Net result for the period	36(a) (4,266,777)	-	-	(4,266,777)
Other comprehensive income/(loss)	13 -	-	(359,687,086)	(359,687,086)
Total comprehensive income/(loss)	(4,266,777)	-	(359,687,086)	(363,953,863)
Transfers from reserves	4 10,985,084	(10,985,084)	-	-
Transfers to reserves	4 (24,155,188)	24,155,188	-	-
Restated balance as at 30 June 2020	91,121,689	45,567,473	445,132,227	581,821,389
Comprehensive income				
Net result for the period	(933,313)	-	-	(933,313)
Associate Entity Restatement	-	-	-	-
Other comprehensive income/(loss)	13 -	-	(399,909)	(399,909)
Total comprehensive income	(933,313)	-	(399,909)	(1,333,222)
Transfers from reserves	4 3,003,760	(3,003,760)	-	-
Transfers to reserves	4 (10,659,030)	10,659,030	-	-
Balance as at 30 June 2021	82,533,102	53,222,743	444,732,318	580,488,167

This statement is to be read in conjunction with the accompanying notes.



**TOWN OF VICTORIA PARK
STATEMENT OF CASH FLOWS
FOR THE YEAR ENDED 30 JUNE 2021**

	NOTES	2021 Actual \$	2021 Budget \$	2020 Actual \$
CASH FLOWS FROM OPERATING ACTIVITIES				
Receipts				
Rates		43,672,223	44,238,067	46,097,265
Operating grants, subsidies and contributions		4,204,470	1,435,500	4,046,472
Fees and charges		8,731,492	7,486,677	9,005,765
Service charges		-	-	8,514
Interest received		395,800	1,165,100	1,042,332
Goods and services tax received		2,601,770	2,000,000	3,687,654
Other revenue		891,701	424,450	974,813
		60,497,456	56,749,794	64,862,815
Payments				
Employee costs		(23,259,332)	(22,648,251)	(22,696,189)
Materials and contracts		(20,229,538)	(26,801,699)	(27,547,336)
Utility charges		(1,449,118)	(1,565,814)	(1,572,770)
Interest expenses		(304,262)	(309,199)	(258,419)
Insurance paid		(464,587)	(257,500)	(474,456)
Goods and services tax paid		(2,962,217)	(2,000,000)	(3,687,654)
Other expenditure		(4,019)	(149,500)	(39,356)
		(48,673,073)	(53,731,963)	(56,276,180)
Net cash provided by/(used in) operating activities	20	11,824,383	3,017,831	8,586,635
CASH FLOWS FROM INVESTING ACTIVITIES				
Payments for term deposits		(8,000,000)	-	(16,000,000)
Payments for purchase of property, plant & equipment		(1,293,086)	(2,818,493)	(3,645,040)
Payments for construction of infrastructure		(6,438,695)	(14,444,341)	(13,760,131)
Non-operating grants, subsidies and contributions	2(a)	1,004,795	2,414,149	2,910,296
Proceeds from sale of property, plant & equipment	10(a)	408,011	4,332,000	192,358
Distribution from Associate	26(c)	750,000	-	250,000
Net cash provided by/(used in) investment activities		(13,568,975)	(10,516,685)	(30,052,517)
CASH FLOWS FROM FINANCING ACTIVITIES				
Repayment of borrowings	18(b)	(3,149,536)	(640,000)	(2,067,297)
Payments for principal portion of lease liabilities	17(b)	(64,154)	(82,144)	(42,613)
Proceeds from new borrowings	18(b)	-	-	18,150,000
Net cash provided by/(used in) financing activities		(3,213,690)	(722,144)	16,040,090
Net increase/(decrease) in cash held		(4,958,282)	(8,220,998)	(5,425,792)
Cash at beginning of year		45,086,829	60,923,491	50,512,621
Cash and cash equivalents at the end of the year	20	40,128,544	52,702,493	45,086,829

This statement is to be read in conjunction with the accompanying notes.



**TOWN OF VICTORIA PARK
RATE SETTING STATEMENT
FOR THE YEAR ENDED 30 JUNE 2021**


	NOTES	2021 Actual \$	2021 Budget \$	2020 Actual \$
OPERATING ACTIVITIES				
Net current assets at start of financial year - surplus/(deficit)	29 (b)	9,618,689	8,254,482	7,688,282
		9,618,689	8,254,482	7,688,282
Revenue from operating activities (excluding rates)				
General purpose funding		2,139,188	2,293,100	2,975,300
Law, order, public safety		2,115,091	1,675,282	2,346,976
Health		167,092	182,300	251,169
Education and welfare		220,357	177,000	147,567
Community amenities		1,299,517	1,120,500	1,217,034
Recreation and culture		4,274,684	3,553,485	6,232,993
Transport		247,620	419,700	370,641
Economic services		2,028,999	406,500	521,685
Other property and services		408,400	2,385,867	459,183
		12,900,948	12,213,734	14,522,548
Expenditure from operating activities				
Governance		(686,729)	(415,580)	(744,637)
General purpose funding		(1,094,188)	(1,232,142)	(1,219,586)
Law, order, public safety		(3,394,493)	(2,666,794)	(14,531,670)
Health		(1,536,789)	(663,978)	(1,413,124)
Education and welfare		(2,170,624)	(1,853,785)	(1,666,129)
Community amenities		(8,659,988)	(12,883,385)	(8,914,131)
Recreation and culture		(17,652,087)	(15,443,918)	(17,030,209)
Transport		(15,166,778)	(9,952,015)	(13,213,393)
Economic services		(2,318,872)	(2,264,170)	(7,004,932)
Other property and services		(5,221,385)	(14,692,730)	(6,674,343)
		(57,901,933)	(62,068,497)	(72,412,154)
Non-cash amounts excluded from operating activities	29(a)	9,541,849	7,932,027	20,290,013
Amount attributable to operating activities		(25,840,447)	(33,668,254)	(29,911,311)
INVESTING ACTIVITIES				
Non-operating grants, subsidies and contributions	2(a)	1,004,795	2,414,149	6,679,123
Proceeds from disposal of assets	10(a)	408,011	4,332,000	192,358
Purchase of property, plant and equipment	8(a)	(1,293,086)	(2,818,493)	(3,645,040)
Purchase and construction of infrastructure	9(a)	(6,438,692)	(14,444,341)	(13,760,132)
Distribution from Associate	26(c)	750,000	0	250,000
Amount attributable to investing activities		(5,568,972)	(10,516,685)	(10,283,691)
FINANCING ACTIVITIES				
Repayment of borrowings	18(b)	(3,149,536)	(640,000)	(2,067,297)
Proceeds from borrowings	18(c)	0	0	18,150,000
Payments for principal portion of lease liabilities	17(b)	(64,154)	(82,144)	(42,613)
Transfers to reserves (restricted assets)	4	(10,659,030)	(4,026,600)	(24,155,188)
Transfers from reserves (restricted assets)	4	3,003,760	5,372,000	10,985,084
Amount attributable to financing activities		(10,868,960)	623,256	2,869,986
Surplus/(deficit) before imposition of general rates		(42,278,379)	(43,561,683)	(37,325,016)
Total amount raised from general rates	28(a)	43,062,877	43,588,067	46,943,704
Surplus/(deficit) after imposition of general rates	29(b)	784,498	26,384	9,618,689

This statement is to be read in conjunction with the accompanying notes.



**TOWN OF VICTORIA PARK
INDEX OF NOTES TO THE FINANCIAL REPORT
FOR THE YEAR ENDED 30 JUNE 2021**

Note 1	Basis of Preparation	10
Note 2	Revenue and Expenses	11
Note 3	Cash and Cash Equivalents	16
Note 4	Reserves - Cash/Financial Asset Backed	17
Note 5	Other Financial Assets	19
Note 6	Trade and Other Receivables	20
Note 7	Inventories	21
Note 8	Property, Plant and Equipment	22
Note 9	Infrastructure	24
Note 10	Fixed Assets	26
Note 11	Leases	30
Note 12	Intangible Assets	31
Note 13	Revaluation Surplus	32
Note 14	Trade and Other Payables	33
Note 15	Short-term Borrowings	33
Note 16	Other Liabilities	34
Note 17	Lease Liabilities	35
Note 18	Information on Borrowings	36
Note 19	Employee Related Provisions	37
Note 20	Notes to the Statement of Cash Flows	39
Note 21	Total Assets Classified by Function and Activity	40
Note 22	Contingent Liabilities	41
Note 23	Capital and Leasing Commitments	43
Note 24	Elected Members Remuneration	44
Note 25	Related Party Transactions	45
Note 26	Investment in Associates and Joint Arrangements	48
Note 27	Major Land Transactions	52
Note 28	Rating Information	53
Note 29	Rate Setting Statement Information	56
Note 30	Financial Risk Management	57
Note 31	Events occurring after the end of the Reporting Period	61
Note 32	Initial Application of Australian Accounting Standards	62
Note 33	Other Significant Accounting Policies	63
Note 34	Activities/Programs	64
Note 35	Financial Ratios	65
Note 36	Associate Entity Restatement and Guarantee Payment	66



**TOWN OF VICTORIA PARK
NOTES TO AND FORMING PART OF THE FINANCIAL REPORT
FOR THE YEAR ENDED 30 JUNE 2021**

1. BASIS OF PREPARATION

The financial report comprises general purpose financial statements which have been prepared in accordance with Australian Accounting Standards (as they apply to local governments and not-for-profit entities) and Interpretations of the Australian Accounting Standards Board, and the *Local Government Act 1995* and accompanying regulations.

The *Local Government Act 1995* and accompanying Regulations take precedence over Australian Accounting Standards where they are inconsistent.

The *Local Government (Financial Management) Regulations 1996* specify that vested land is a right-of-use asset to be measured at cost. All right-of-use assets (other than vested improvements) under zero cost concessionary leases are measured at zero cost rather than at fair value. The exception is vested improvements on concessionary land leases such as roads, buildings or other infrastructure which continue to be reported at fair value, as opposed to the vested land which is measured at zero cost. The measurement of vested improvements at fair value is a departure from AASB 16 which would have required the Town to measure any vested improvements at zero cost.

Accounting policies which have been adopted in the preparation of this financial report have been consistently applied unless stated otherwise. Except for cash flow and rate setting information, the financial report has been prepared on the accrual basis and is based on historical costs, modified, where applicable, by the at fair value of selected non-current assets, financial assets and liabilities.

THE LOCAL GOVERNMENT REPORTING ENTITY

All funds through which the Town controls resources to carry on its functions have been included in the financial statements forming part of this financial report.

In the process of reporting on the local government as a single unit, all transactions and balances between those funds (for example, loans and transfers between funds) have been eliminated.

INITIAL APPLICATION OF ACCOUNTING STANDARDS

During the current year, the City adopted all of the new and revised Australian Accounting Standards and Interpretations which were compiled, became mandatory and which were applicable to its operations.

These were:

- AASB 1059 *Service Concession Arrangements: Grantors*
- AASB 2018-7 *Amendments to Australian Accounting Standards - Definition of Materiality*

The adoption of these standards had no material impact on the financial report.

NEW ACCOUNTING STANDARDS FOR APPLICATION IN FUTURE YEARS

The following new accounting standards will have application to local government in future years:

- AASB 2020-1 *Amendments to Australian Accounting Standards - Classification of Liabilities as Current or Non-current*
- AASB 2020-3 *Amendments to Australian Accounting Standards - Annual Improvements 2018-2020 and Other Amendments*
- AASB 2021-2 *Amendments to Australian Accounting Standards - Disclosure of Accounting Policies or Definition of Accounting Estimates*

It is not expected these standards will have an impact on the financial report.


CRITICAL ACCOUNTING ESTIMATES

The preparation of a financial report in conformity with Australian Accounting Standards requires management to make judgements, estimates and assumptions that effect the application of policies and reported amounts of assets and liabilities, income and expenses.

The estimates and associated assumptions are based on historical experience and various other factors that are believed to be reasonable under the circumstances; the results of which form the basis of making the judgements about carrying values of assets and liabilities that are not readily apparent from other sources. Actual results may differ from these estimates.

The balances, transactions and disclosures impacted by accounting estimates are as follows:

- Employee expenses
- Land held for resale - inventories
- Other financial assets
- Property, plant and equipment
- Infrastructure
- Intangible assets
- Right-of-use assets
- Lease liabilities
- Borrowing liabilities
- Provisions



**TOWN OF VICTORIA PARK
NOTES TO AND FORMING PART OF THE FINANCIAL REPORT
FOR THE YEAR ENDED 30 JUNE 2021**

2. REVENUE AND EXPENSES

(a) Grant revenue

Grants, subsidies and contributions are included as both operating and non-operating revenues in the Statement of Comprehensive Income:

	2021 Actual \$	2021 Budget \$	2020 Actual \$
Operating grants, subsidies and contributions			
General purpose funding	1,180,661	1,140,000	1,204,876
Law, order, public safety	66,929	85,500	86,728
Health	65	1,000	-
Recreation and culture	37,388	15,500	2,586,520
Transport	129,735	191,000	166,712
Economic services	1,818	-	1,636
	<u>1,416,596</u>	<u>1,433,000</u>	<u>4,046,472</u>
Non-operating grants, subsidies and contributions			
Recreation and culture	50,770	-	4,200,177
Transport	874,115	2,414,149	1,515,458
Other property and services	79,910	-	963,488
	<u>1,004,795</u>	<u>2,414,149</u>	<u>6,679,123</u>
Total grants, subsidies and contributions	<u>2,421,391</u>	<u>3,847,149</u>	<u>10,725,595</u>
Fees and charges			
General purpose funding	248,239	338,300	352,820
Law, order, public safety	1,886,777	1,393,282	2,067,603
Health	159,786	166,100	235,570
Education and welfare	210,262	174,000	140,280
Community amenities	1,254,899	1,084,000	1,181,947
Recreation and culture	4,217,450	3,532,835	3,276,513
Transport	104,727	220,700	199,107
Economic services	437,756	368,500	476,634
Other property and services	179,847	208,960	165,244
	<u>8,699,743</u>	<u>7,486,677</u>	<u>8,095,719</u>

There were no changes to the amounts of fees or charges detailed in the original budget.

SIGNIFICANT ACCOUNTING POLICIES

Grants, subsidies and contributions

Operating grants, subsidies and contributions are grants, subsidies or contributions that are not non-operating in nature.

Non-operating grants, subsidies and contributions are amounts received for the acquisition or construction of recognisable non-financial assets to be controlled by the local government.

Fees and Charges

Revenue (other than service charges) from the use of facilities and charges made for local government services, sewerage rates, rentals, hire charges, fee for service, photocopying charges, licences, sale of goods or information, fines, penalties and administration fees.



**TOWN OF VICTORIA PARK
NOTES TO AND FORMING PART OF THE FINANCIAL REPORT
FOR THE YEAR ENDED 30 JUNE 2021**

2. REVENUE AND EXPENSES (Continued)

(a) Revenue (Continued)	2021 Actual \$	2021 Budget \$	2020 Actual \$
Contracts with customers and transfers for recognisable non-financial assets			
Revenue from contracts with customers and transfers to enable the acquisition or construction of recognisable non-financial assets to be controlled by the Town was recognised during the year for the following nature or types of goods or services:			
Operating grants, subsidies and contributions	1,416,596	761,546	4,078,378
Fees and charges	7,041,864	6,372,677	6,537,171
Other revenue	179,660	424,450	445,354
Non-operating grants, subsidies and contributions	1,004,795	2,414,149	6,679,123
	9,642,915	9,972,822	17,740,026
Revenue from contracts with customers and transfers to enable the acquisition or construction of recognisable non-financial assets to be controlled by the Town is comprised of:			
Revenue from contracts with customers included as a contract liability at the start of the period	376,463	-	-
Revenue from contracts with customers recognised during the year	8,261,657	7,558,673	11,060,903
Revenue from transfers intended for acquiring or constructing recognisable non financial assets during the year	1,004,795	2,414,149	6,679,123
	9,642,915	9,972,822	17,740,026
Information about receivables, contract assets and contract liabilities from contracts with customers along with financial assets and associated liabilities arising from transfers to enable the acquisition or construction of recognisable non financial assets is:			
Contract liabilities from contracts with customers	(3,335,696)	-	(376,463)

Contract assets primarily relate to the Town's right to consideration for work completed but not billed at 30 June 2021. Impairment of assets associated with contracts with customers are detailed at note 2(b) under 'Other expenditure'. Contract liabilities for contracts with customers primarily relate to grants with performance obligations received in advance, for which revenue is recognised over time as the performance obligations are met. Information is not provided about remaining performance obligations for contracts with customers that had an original expected duration of one year or less. Consideration from contracts with customers is included in the transaction price. Performance obligations in relation to contract liabilities from transfers for recognisable non financial assets are satisfied as project milestones are met or completion of construction or acquisition of the asset. All associated performance obligations are expected to be met over the next 12 months.



**TOWN OF VICTORIA PARK
NOTES TO AND FORMING PART OF THE FINANCIAL REPORT
FOR THE YEAR ENDED 30 JUNE 2021**

2. REVENUE AND EXPENSES (Continued)

(a) Revenue (Continued)

Revenue from statutory requirements

Revenue from statutory requirements was recognised during the year for the following nature or types of goods or services:

General rates	43,062,877	43,588,067	46,943,704
Statutory permits and licences	839,058	643,000	497,220
Fines	818,821	471,000	1,061,328
	<u>44,720,756</u>	<u>44,702,067</u>	<u>48,502,252</u>

Other revenue

Reimbursements and recoveries	712,041	-	529,459
Other	179,660	424,450	445,354
	<u>891,701</u>	<u>424,450</u>	<u>974,813</u>

Interest earnings

Interest on reserve funds	147,919	401,600	276,592
Rates instalment and penalty interest (refer Note 28(c))	156,785	458,502	487,341
Other interest earnings	91,096	304,998	278,400
	<u>395,800</u>	<u>1,165,100</u>	<u>1,042,332</u>


SIGNIFICANT ACCOUNTING POLICIES

Interest earnings

Interest income is calculated by applying the effective interest rate to the gross carrying amount of a financial asset except for financial assets that subsequently become credit-impaired. For credit-impaired financial assets the effective interest rate is applied to the net carrying amount of the financial asset (after deduction of the loss allowance).

Interest earnings (continued)

Interest income is presented as finance income where it is earned from financial assets that are held for cash management purposes.



**TOWN OF VICTORIA PARK
NOTES TO AND FORMING PART OF THE FINANCIAL REPORT
FOR THE YEAR ENDED 30 JUNE 2021**

2. REVENUE AND EXPENSES (Continued)

(b) Expenses	Note	2021 Actual \$	2021 Budget \$	2020 Actual \$
Auditors remuneration				
Audit of the Annual Financial Report		43,100	-	42,000
Other services		21,418	-	-
		64,518	-	42,000
Interest expenses (finance costs)				
Borrowings	18(b)	286,273	307,750	239,425
Lease liabilities	17(b)	17,989	1,449	18,994
		304,262	309,199	258,419
Other expenditure				
Sundry expenses		4,019	149,500	1,921
		4,019	149,500	1,921

The impairment loss on contract assets has been recognised in relation to expenditure incurred for a future event for which grant funding is yet to be received. This amount has been recognised as revenue as the Town has satisfied the relevant performance obligations in the contract. The Town has calculated the loss allowance to take into account the credit risk associated with the event being postponed or cancelled due to ongoing uncertainties associated with COVID-19 pandemic.



**TOWN OF VICTORIA PARK
NOTES TO AND FORMING PART OF THE FINANCIAL REPORT
FOR THE YEAR ENDED 30 JUNE 2021**

2. REVENUE AND EXPENSES (Continued)

REVENUE RECOGNITION POLICY

Recognition of revenue is dependant on the source of revenue and the associated terms and conditions associated with each source of revenue and recognised as follows:

Revenue Category	Nature of goods and services	When obligations typically satisfied	Payment terms	Returns/Refunds/Warranties	Determination of transaction price	Allocating transaction price	Measuring obligations for returns	Timing of revenue recognition
Rates	General Rates	Over time	Payment dates adopted by Council during the year	None	Adopted by Council annually	When taxable event occurs	Not applicable	When rates notice is issued
Specified area rates	N/A	N/A	N/A	N/A	N/A	N/A	N/A	N/A
Service charges	Charge for specific service	Over time	Payment dates adopted by Council during the year	Refund in event monies are unspent	Adopted by Council annually	When taxable event occurs	Not applicable	When rates notice is issued
Grant contracts with customers	Community events, minor facilities, research, design, planning evaluation and services	Over time	Fixed terms transfer of funds based on agreed milestones and reporting	Contract obligation if project not complete	Set by mutual agreement with the customer	Based on the progress of works to match performance obligations	Returns limited to repayment of transaction price of terms breached	Output method based on project milestones and/or completion date matched to performance obligations as inputs are shared
Grants, subsidies or contributions for the construction of non-financial assets	Construction or acquisition of recognisable non-financial assets to be controlled by the local government	Over time	Fixed terms transfer of funds based on agreed milestones and reporting	Contract obligation if project not complete	Set by mutual agreement with the funding body	Based on the progress of works to match performance obligations	Returns limited to repayment of transaction price of terms breached	Output method based on project milestones and/or completion date matched to performance obligations
Grants with no contract commitments	General appropriations and contributions with no reciprocal commitment	No obligations	Not applicable	Not applicable	Cash received	On receipt of funds	Not applicable	When assets are controlled
Licences/ Registrations/ Approvals	Building, planning, development and animal management, having the same nature as a licence regardless of naming.	Single point in time	Full payment prior to issue	None	Set by State legislation or limited by legislation to the cost of provision	Based on timing of issue of the associated rights	No refunds	On payment and issue of the licence, registration or approval
Pool inspections	Compliance safety check	Single point in time	Equal proportion based on an equal annually fee	None	Set by State legislation	Apportioned equally across the inspection cycle	No refunds	After inspection complete based on a 4 year cycle.
Other inspections	Regulatory food, health and safety	Single point in time	Full payment prior to inspection	None	Set by State legislation or limited by legislation to the cost of provision	Applied fully on timing of inspection	Not applicable	Revenue recognised after inspection event occurs
Waste management collections	Kerbside collection service	Over time	Payment on an annual basis in advance	None	Adopted by Council annually	Apportioned equally across the collection period	Not applicable	Output method based on regular weekly and fortnightly period as proportionate to collection service



**TOWN OF VICTORIA PARK
NOTES TO AND FORMING PART OF THE FINANCIAL REPORT
FOR THE YEAR ENDED 30 JUNE 2021**

3. CASH AND CASH EQUIVALENTS

	NOTES	2021 \$	2020 \$
Cash at bank and on hand		40,128,544	45,086,829
Total cash and cash equivalents		40,128,544	45,086,829

Restrictions

The following classes of assets have restrictions imposed by regulations or other externally imposed requirements which limit or direct the purpose for which the resources may be used:

Cash and cash equivalents		32,558,439	29,943,936
Financial assets at amortised cost	5	24,000,000	16,000,000
		56,558,439	45,943,936

The restricted assets are a result of the following specific purposes to which the assets may be used:

Reserves - cash/financial asset backed	4	53,222,743	45,567,473
Contract liabilities from contracts with customers	16	3,335,696	376,463
Total restricted assets		56,558,439	45,943,936

As at 30 June all unspent underground power loans funds were held in the underground power reserve.

Unspent loans	18(c)	10,506,876	13,197,654
---------------	-------	------------	------------

SIGNIFICANT ACCOUNTING POLICIES

Cash and cash equivalents

Cash and cash equivalents include cash on hand, cash at bank, deposits available on demand with banks and other short term highly liquid investments with original maturities of three months or less that are readily convertible to known amounts of cash and which are subject to an insignificant risk of changes in value and bank overdrafts. Bank overdrafts are reported as short term borrowings in current liabilities in the statement of financial position.

Restricted assets

Restricted asset balances are not available for general use by the local government due to externally imposed restrictions. Externally imposed restrictions are specified in an agreement, contract or legislation. This applies to reserves, unspent grants, subsidies and contributions and unspent loans that have not been fully expended in the manner specified by the contributor, legislation or loan agreement.



TOWN OF VICTORIA PARK
NOTES TO AND FORMING PART OF THE FINANCIAL REPORT
FOR THE YEAR ENDED 30 JUNE 2021

**4. RESERVES - CASH/FINANCIAL ASSET
BACKED**

	2021 Actual Opening Balance	2021 Actual Transfer to	2021 Actual Transfer (from)	2021 Actual Closing Balance	2021 Budget Opening Balance	2021 Budget Transfer to	2021 Budget Transfer (from)	2021 Budget Closing Balance	2020 Actual Opening Balance	2020 Actual Transfer to	2020 Actual Transfer (from)	2020 Actual Closing Balance
	\$	\$	\$	\$	\$	\$	\$	\$	\$	\$	\$	\$
(a) Building	1,534,483	194,262	-	1,728,745	1,537,031	3,000	(770,000)	770,031	521,433	1,013,050	-	1,534,483
(b) Community Art	658,478	4,638	-	663,116	613,269	-	-	613,269	727,269	81,209	(150,000)	658,478
(c) COVID 19 Recovery	500,000	1,621	(500,000)	1,621	500,000	-	(500,000)	-	-	500,000	-	500,000
(d) Drainage Renewal	281,890	120,916	-	402,806	282,715	5,000	(280,000)	7,715	254,715	27,175	-	281,890
(e) Edward Millen	2,025,265	6,575	-	2,031,840	1,729,453	6,000	-	1,735,453	1,959,453	66,729	(917)	2,025,265
(f) Furniture and Equipment Renewal	665,984	37,162	-	703,146	669,558	9,000	-	678,558	635,558	30,426	-	665,984
(g) Future Fund	14,607,271	2,797,418	-	17,404,689	14,642,506	9,000	(1,700,000)	12,951,506	13,442,506	1,664,765	(500,000)	14,607,271
(h) Future Projects	143,606	48,950	-	192,556	480,631	15,000	-	495,631	3,874,131	133,075	(3,863,600)	143,606
(i) Harold Hawthorne - Carlisle Memorial	182,816	593	-	183,409	183,896	20,000	-	203,896	166,396	16,420	-	182,816
(j) Information Technology	1,081,575	116,982	-	1,200,557	1,080,112	20,000	-	1,100,112	874,112	207,463	-	1,081,575
(k) Insurance Risk	457,980	1,487	-	459,467	480,314	37,400	-	497,714	429,315	28,665	-	457,980
(l) Land Asset Optimisation	1,680,429	5,455	-	1,685,884	1,666,040	3,812,000	(340,000)	5,138,040	2,183,400	18,640	(521,611)	1,680,429
(m) Other Infrastructure Renewal	333,484	378,818	-	712,302	157,383	1,700	-	159,083	651,383	30,561	(348,460)	333,484
(n) Parks Renewal	1,124,573	1,433,651	-	2,558,224	1,127,311	7,000	(900,000)	234,311	147,811	976,762	-	1,124,573
(o) Pathways Renewal	31,368	1,597,648	-	1,629,016	83,505	12,000	-	95,505	452,505	28,863	(450,000)	31,368
(p) Plant and Machinery	326,498	248,545	-	575,043	327,945	10,000	-	337,945	298,946	27,552	-	326,498
(q) Renewable Energy	279,978	911	-	280,889	282,032	50,000	(170,000)	162,032	228,031	51,947	-	279,978
(r) Roads Renewal	1,460,633	2,944,345	-	4,404,978	1,464,539	4,000	(212,000)	1,256,539	948,039	512,594	-	1,460,633
(s) Underground Power	16,779,487	77,469	(2,503,760)	14,353,196	16,779,487	2,000	-	16,781,487	3,549,678	18,180,305	(4,950,496)	16,779,487
(t) Urban Forest Strategy	500,000	501,624	-	1,001,624	500,000	-	(500,000)	-	-	500,000	-	500,000
(u) Waste Management	911,675	137,960	-	1,049,635	1,118,688	3,500	-	1,122,188	1,052,688	58,987	(200,000)	911,675
	45,567,473	10,659,030	(3,003,760)	53,222,743	45,886,415	4,026,600	(5,372,000)	44,341,015	32,397,369	24,155,188	(10,985,084)	45,567,473

All reserves are supported by cash and cash equivalents and financial assets at amortised cost and are restricted within equity as Reserves - cash/financial assets backed.



**TOWN OF VICTORIA PARK
NOTES TO AND FORMING PART OF THE FINANCIAL REPORT
FOR THE YEAR ENDED 30 JUNE 2021
4. RESERVES - CASH/FINANCIAL ASSET BACKED (CONTINUED)**

In accordance with Council resolutions or adopted budget in relation to each reserve account, the purpose for which the reserves are set aside and their anticipated date of use are as follows:

Name of Reserve	Anticipated date of use	Purpose of the reserve
(a) Building	Ongoing	To be used to assist in funding renewal initiatives associated with Council's buildings.
(b) Community Art	Ongoing	To be used to assist in funding the purchase and placement of art for the Council and community.
(c) COVID 19 Recovery	30/06/2021	To be used to assist in the funding future programs and projects to support the community and local businesses during COVID-19 recovery.
(d) Drainage Renewal	Ongoing	To be used to assist in funding renewal initiatives associated with Council's drainage.
(e) Edward Millen	Ongoing	To be used to assist in improving and/or maintaining the Edward Millen Site, including the associated grounds.
(f) Furniture and Equipment Renewal	Ongoing	To be used to assist in funding renewal initiatives associated with Council's furniture and equipment.
(g) Future Fund	Ongoing	To be used to assist in funding initiatives and purchases that diversify the revenue streams of Council.
(h) Future Projects	Ongoing	To assist in funding 'new' and 'upgrade' capital initiatives that are generally significant in nature.
(i) Harold Hawthorne - Carlisle Memorial	Ongoing	To assist in funding major appliances/equipment and structural repairs at these Council responsibility facilities.
(j) Information Technology	Ongoing	To be used to assist in funding renewal initiatives associated with Council's information technology.
(k) Insurance Risk	Ongoing	To be used to assist in meeting any expense outlays in the event of significant insurance claims.
(l) Land Asset Optimisation	Ongoing	To be used to hold proceeds from, and meet expenses towards, Land Asset Optimisation Strategy initiatives.
(m) Other Infrastructure Renewal	Ongoing	To be used to assist in funding renewal initiatives associated with Council's other infrastructure.
(n) Parks Renewal	Ongoing	To be used to assist in funding renewal initiatives associated with Council's parks.
(o) Pathways Renewal	Ongoing	To be used to assist in funding renewal initiatives associated with Council's pathways.
(p) Plant and Machinery	Ongoing	To be used to assist in funding renewal initiatives associated with Council's plant and machinery.
(q) Renewable Energy	Ongoing	To assist in investigating and funding renewable energy initiatives within the District.
(r) Roads Renewal	Ongoing	To be used to assist in funding renewal initiatives associated with Council's roads.
(s) Underground Power	Ongoing	To be used to assist in funding initiatives associated with the installation of underground power and associated works.
(t) Urban Forest Strategy	Ongoing	To be used to assist in funding initiatives associated with the Urban Forest Strategy.
(u) Waste Management	Ongoing	To be used to assist in funding waste management and waste minimisation initiatives



**TOWN OF VICTORIA PARK
NOTES TO AND FORMING PART OF THE FINANCIAL REPORT
FOR THE YEAR ENDED 30 JUNE 2021**

5. OTHER FINANCIAL ASSETS

(a) Current assets

Financial assets at amortised cost

2021	2020
\$	\$
17,000,000	16,000,000
17,000,000	16,000,000

Other financial assets at amortised cost

Term deposits

17,000,000	16,000,000
17,000,000	16,000,000

(b) Non-current assets

Term deposits

7,000,000	-
-----------	---

Financial assets at fair value through profit and loss

36,903	36,903
7,036,903	36,903

Financial assets at amortised cost

Term deposits

7,000,000	-
7,000,000	-

Financial assets at fair value through profit and loss

Units in Local Government House Trust

36,903	36,903
36,903	36,903

SIGNIFICANT ACCOUNTING POLICIES

Other financial assets at amortised cost

The Town classifies financial assets at amortised cost if both of the following criteria are met:

- the asset is held within a business model whose objective is to collect the contractual cashflows, and
- the contractual terms give rise to cash flows that are solely payments of principal and interest.

Financial assets at fair value through profit and loss

The Town classifies the following financial assets at fair value through profit and loss:

- debt investments which do not qualify for measurement at either amortised cost or fair value through other comprehensive income.
- equity investments which the Town has not elected to recognise fair value gains and losses through other comprehensive income.

Impairment and risk

Information regarding impairment and exposure to risk can be found at Note 30.



**TOWN OF VICTORIA PARK
NOTES TO AND FORMING PART OF THE FINANCIAL REPORT
FOR THE YEAR ENDED 30 JUNE 2021**

6. TRADE AND OTHER RECEIVABLES

Current

Rates receivable	2,468,819	2,754,382
Trade and other receivables	645,025	466,894
GST receivable	360,447	-
Allowance for impairment of receivables	(190,212)	(172,850)
Infringements	830,789	862,538
Prepayments	130,576	226,027
Underground power receivables	36,766	39,653
Unclaimed ESL Rates Rebate	36,323	3,218
Unclaimed Pensioner Rates Rebate	50,678	23,974
Accrued Revenue	64,657	-
	4,433,868	4,203,836

Non-current

Pensioner's rates	251,563	257,250
ESL Debtors	32,875	34,603
Underground Power receivables	3,319	17,129
	287,757	308,982

SIGNIFICANT ACCOUNTING POLICIES

Trade and other receivables

Trade and other receivables include amounts due from ratepayers for unpaid rates and service charges and other amounts due from third parties for goods sold and services performed in the ordinary course of business.

Trade receivables are recognised at original invoice amount less any allowances for uncollectible amounts (i.e. impairment). The carrying amount of net trade receivables is equivalent to fair value as it is due for settlement within 30 days.

Impairment and risk exposure

Information about the impairment of trade receivables and their exposure to credit risk and interest rate risk can be found in Note 30.

SIGNIFICANT ACCOUNTING POLICIES (Continued)

Classification and subsequent measurement

Receivables expected to be collected within 12 months of the end of the reporting period are classified as current assets. All other receivables are classified as non-current assets.

Trade receivables are held with the objective to collect the contractual cashflows and therefore measures them subsequently at amortised cost using the effective interest rate method.

Due to the short term nature of current receivables, their carrying amount is considered to be the same as their fair value. Non-current receivables are indexed to inflation, any difference between the face value and fair value is considered immaterial.



**TOWN OF VICTORIA PARK
NOTES TO AND FORMING PART OF THE FINANCIAL REPORT
FOR THE YEAR ENDED 30 JUNE 2021**

7. INVENTORIES

Current

Leisurelife
Aqualife
Land Held for Sale (TPRC)

Non-current

Land held for resale - cost
Cost of acquisition
Development costs

	2021	2020
	\$	\$
	2,446	3,360
	10,311	8,210
	191,500	492,516
	<u>204,257</u>	<u>504,086</u>
	71,788	102,415
	1,057,694	390,212
	<u>1,129,482</u>	<u>492,627</u>
	996,713	1,058,848
	(53,186)	(436,317)
	390,212	374,181
	<u>1,333,739</u>	<u>996,713</u>

The following movements in inventories occurred during the year:

Balance at beginning of year

Inventories expensed during the year

Additions to inventory

Balance at end of year

SIGNIFICANT ACCOUNTING POLICIES

General

Inventories are measured at the lower of cost and net realisable value.

Net realisable value is the estimated selling price in the ordinary course of business less the estimated costs of completion and the estimated costs necessary to make the sale.

Land held for resale

Land held for development and resale is valued at the lower of cost and net realisable value. Cost includes the cost of acquisition, development, borrowing costs and holding costs until completion of development.

Land held for resale (Continued)

Borrowing costs and holding charges incurred after development is completed are expensed.

Gains and losses are recognised in profit or loss at the time of signing an unconditional contract of sale if significant risks and rewards, and effective control over the land, are passed onto the buyer at this point.

Land held for resale is classified as current except where it is held as non-current based on the Council's intentions to release for sale.




TOWN OF VICTORIA PARK NOTES TO AND FORMING PART OF THE FINANCIAL REPORT FOR THE YEAR ENDED 30 JUNE 2021

8. PROPERTY, PLANT AND EQUIPMENT

(a) Movements in Balances

Movement in the balances of each class of property, plant and equipment between the beginning and the end of the current financial year.

	Land	Buildings - non-specialised	Total land and buildings	Furniture and equipment	Plant and machinery	Information technology	Total property, plant and equipment
	\$	\$	\$	\$	\$	\$	\$
Gross balance amount at 1 July 2019	598,630,999	91,466,270	690,097,269	3,369,616	2,965,958	2,034,107	724,163,880
Accumulated depreciation at 1 July 2019	-	(25,740,189)	(25,740,189)	(2,075,659)	(551,572)	(1,162,995)	(55,270,604)
Balance at 1 July 2019	598,630,999	65,726,081	664,357,080	1,293,957	2,414,386	871,112	668,893,276
Additions	-	1,818,143	1,818,143	150,012	765,284	586,634	3,320,073
Disposals	-	-	-	(19,464)	(184,669)	-	(204,133)
Revaluation increments / (decrements) transferred to revaluation surplus	(393,526,499)	(2,243,475)	(395,769,974)	-	-	(611,497)	(396,381,471)
Revaluation (loss) / reversals transferred to profit or loss	-	-	-	(502,370)	(153,658)	(58,884)	(714,912)
Work in Progress							
Additions	7,527	469,059	476,586	-	142,060	186,835	805,481
Completed and capitalised	-	(59,005)	(59,005)	-	(130,950)	(247,301)	(437,256)
Depreciation (expense)	-	(1,631,223)	(1,631,223)	(429,786)	(391,780)	(362,492)	(2,815,281)
Balance at 30 June 2020	205,115,009	64,138,585	269,253,594	492,349	2,591,623	611,708	272,949,274
Comprises:							
Gross balance amount at 30 June 2020	205,115,009	118,870,284	323,985,293	1,514,499	2,911,007	993,358	329,404,157
Accumulated depreciation at 30 June 2020	-	(54,731,699)	(54,731,699)	(1,022,150)	(319,384)	(381,650)	(56,454,883)
Balance at 30 June 2020	205,115,009	64,138,585	269,253,594	492,349	2,591,623	611,708	272,949,274
Additions	83,608	908,533	992,141	-	515,958	220,620	1,728,719
Disposals	-	(43,794)	(43,794)	-	(412,154)	-	(455,948)
Work in Progress							
Additions	-	109,318	109,318	-	-	111,008	220,326
Completed and capitalised	(10,509)	(459,334)	(469,843)	-	(142,060)	(44,056)	(655,959)
Depreciation (expense)	-	(2,275,533)	(2,275,533)	(58,226)	(371,694)	(68,965)	(2,774,418)
Balance at 30 June 2021	205,188,108	62,377,775	267,565,883	434,123	2,181,673	830,315	271,011,994
Comprises:							
Gross balance amount at 30 June 2021	205,188,108	119,338,398	324,526,506	1,514,500	2,748,207	1,280,930	330,070,143
Accumulated depreciation at 30 June 2021	-	(56,960,623)	(56,960,623)	(1,080,377)	(566,534)	(450,615)	(59,058,149)
Balance at 30 June 2021	205,188,108	62,377,775	267,565,883	434,123	2,181,673	830,315	271,011,994
Work in Progress							
Balance at 1 July 2019	2,982	59,005	61,987	-	130,950	290,560	483,497
Additions	7,527	469,059	476,586	-	142,060	143,577	762,223
Completed and capitalised	-	(59,005)	(59,005)	-	(130,950)	(247,301)	(437,256)
Balance at 30 June 2020	10,509	469,059	479,568	-	142,060	186,835	808,463
Additions	-	109,318	109,318	-	-	111,008	220,326
Completed and capitalised	(10,509)	(459,334)	(469,843)	-	(142,060)	(44,056)	(655,959)
Balance at 30 June 2021	-	119,043	119,043	-	-	253,787	372,830



**TOWN OF VICTORIA PARK
NOTES TO AND FORMING PART OF THE FINANCIAL REPORT
FOR THE YEAR ENDED 30 JUNE 2021**

8. PROPERTY, PLANT AND EQUIPMENT (Continued)

(b) Carrying Value Measurements

Asset Class	Fair Value Hierarchy	Valuation Technique	Basis of Valuation	Date of Valuation
(i) Fair Value				
Land and buildings				
Land	2	Market approach using recent observable market data for similar properties	Independent registered valuer	June 2021
Buildings - non-specialised	2	Market approach using recent observable market data for similar properties	Independent registered valuer	June 2021
Buildings - specialised	3	Cost approach using depreciated replacement cost	Independent registered valuer	June 2021
<p>Level 3 inputs are based on assumptions with regards to future values and patterns of consumption utilising current information. They have the potential to result in significantly higher or lower fair value measurement.</p> <p>During the period there were no changes in the valuation techniques used by the local government to determine the fair value of level 2 or level 3 inputs.</p>				
(ii) Cost				
Furniture and equipment		Cost approach	Cost	June 2021
Plant and equipment		Cost approach	Cost	June 2021
Information technology		Cost approach	Cost	June 2021

Following a change to Local Government (Financial Management) Regulation 17A, plant and equipment type assets (being furniture and equipment) are to be measured under the cost model, rather than at fair value. This change was effective from 1 July 2019 and represents a change in accounting policy. Revaluations carried out previously were not reversed as it was deemed fair value approximated cost at the date of change.

f Last
ation

Inputs Used

2020 Price per hectare / market borrowing rate

2020 Available market information and utilising both observable and unobservable inputs being construction costs based on recent contract prices, current condition, residual values and remaining useful life assessment.

2020 Construction costs and current condition residual values and remaining useful life assessment inputs.

Information. If the basis of these assumptions were varied,


value of property, plant and equipment using either

2020 Purchase cost

2020 Purchase cost

2020 Purchase cost

ing plant and equipment and fur
resented a change in accounting
nge.



**TOWN OF VICTORIA PARK
NOTES TO AND FORMING PART OF THE FINANCIAL REPORT
FOR THE YEAR ENDED 30 JUNE 2021**

9. INFRASTRUCTURE

(a) Movements in Balances

Movement in the balances of each class of infrastructure between the beginning and the end of the current financial year.

	Infrastructure - roads \$	Infrastructure - pathways \$	Infrastructure- drainage \$	Infrastructure - parks \$	Other infrastructure \$	T Infras
Gross balance at 1 July 2019	194,675,451	36,267,337	48,378,021	11,947,714	21,550,535	3
Accumulated depreciation at 1 July 2019	(42,892,333)	(18,728,802)	(13,581,463)	(2,622,670)	(4,652,554)	(
Balance at 1 July 2019	151,783,118	17,538,535	34,796,558	9,325,044	16,897,981	2
Additions	874,950	705,775	21,844	7,243,487	592,544	
(Disposals)	-	-	-	-	-	
Revaluation increments / (decrements) transferred to revaluation surplus	28,574,507	15,586,705	(123,269)	-	(7,240,855)	
Revaluation increments / (decrements) transferred to profit or loss	-	-	-	(8,693,383)	(1,445,505)	(
Revaluation (loss) / reversals transferred to profit or loss	3,664,693	251,687	330,844	354,076	571,152	
Impairment (losses) / reversals	-	-	-	-	-	
<u>Work in Progress</u>						
Additions	54,325	543,447	-	750,955	37,503	
Completed and capitalised	(597,974)	(1,311)	(37,299)	(1,600,566)	-	
Depreciation (expense)	(4,059,303)	(1,194,247)	(463,761)	(443,049)	(438,476)	
Transfers	-	-	-	-	-	
Balance at 30 June 2020	180,892,290	33,553,347	34,562,216	8,541,003	8,974,344	2
Comprises:						
Gross balance at 30 June 2020	230,984,058	39,202,233	48,363,831	11,688,703	15,128,741	3
Accumulated depreciation at 30 June 2020	(50,091,768)	(5,648,886)	(13,801,615)	(3,147,700)	(6,154,397)	(
Balance at 30 June 2020	180,892,290	33,553,347	34,562,216	8,541,003	8,974,344	2
Additions	4,279,008	1,284,539	224,353	603,517	301,011	
Disposals	(1,559,128)	(22,021)	(70,820)	(125,990)	(6,844)	
<u>Work in Progress</u>						
Additions	69,193	2,453	-	172,756	345,314	
Completed and capitalised	(8,427)	(662,342)	-	(135,177)	(37,503)	
Depreciation (expense)	(4,212,229)	(1,174,216)	(451,343)	(465,560)	(450,843)	
Balance at 30 June 2021	179,460,707	32,981,761	34,264,406	8,590,549	9,125,478	2
Comprises:						
Gross balance at 30 June 2021	232,331,520	39,794,689	48,488,221	12,066,389	15,723,524	3
Accumulated depreciation at 30 June 2021	(52,870,813)	(6,812,928)	(14,223,815)	(3,475,840)	(6,598,046)	(
Balance at 30 June 2021	179,460,707	32,981,761	34,264,406	8,590,549	9,125,478	2
<u>Work in Progress Balances</u>						
Balance at 1 July 2019	597,974	122,756	37,299	1,604,439	-	
Additions	54,325	543,447	-	750,955	37,503	
Completed and capitalised	(597,974)	(1,311)	(37,299)	(1,600,566)	-	
Restated balance at 30 June 2020	54,325	664,892	-	754,827	37,503	
Additions	69,193	2,453	-	172,756	345,314	
Completed and capitalised	(8,427)	(662,342)	-	(135,177)	(37,503)	
Balance at 30 June 2021	115,091	5,003	-	792,406	345,314	

Total
structure
\$

12,819,058
82,477,822
30,341,236

9,438,600

-

36,797,088

(10,138,888)

5,172,452

-

1,386,230
(2,237,150)

(6,598,836)

-

66,523,200

45,367,566
78,844,366
66,523,200

6,692,428

(1,784,803)

589,716
(843,449)

(6,754,191)

64,422,901

48,404,343
83,981,442
64,422,901


2,362,468
1,386,230
(2,237,150)

1,511,547

589,716

(843,449)

1,257,814



**TOWN OF VICTORIA PARK
NOTES TO AND FORMING PART OF THE FINANCIAL REPORT
FOR THE YEAR ENDED 30 JUNE 2021**

9. INFRASTRUCTURE (Continued)

(b) Carrying Value Measurements

(i) Fair Value	Asset Class	Fair Value Hierarchy	Valuation Technique	Basis of Valuation	Date of Valuation
	Infrastructure - roads	3	Cost approach, using depreciated replacement cost	Independent registered valuer	J
	Infrastructure - pathways	3	Cost approach, using depreciated replacement cost	Independent registered valuer	J
	Infrastructure- drainage	3	Cost approach, using depreciated replacement cost	Independent registered valuer	J
	Infrastructure - parks	3	Cost approach, using depreciated replacement cost	Independent registered valuer	J
	Other infrastructure*	3	Cost approach, using depreciated replacement cost	Independent registered valuer	J

* Other Infrastructure includes assets such as street lighting, shelters, parklets and public art.


Level 3 inputs are based on assumptions with regards to future values and patterns of consumption utilising current information. If the assumptions change, the result could be significantly higher or lower fair value measurement.

During the period there were no changes in the valuation techniques used to determine the fair value of infrastructure using either level 1 or level 2 inputs.

Date of Last Valuation	Inputs Used
June 2020	Construction costs and current condition, residual values and remaining useful life assessments including the cost of removal and disposal of existing assets
June 2020	Construction costs and current condition, residual values and remaining useful life assessments including the cost of removal and disposal of existing assets
June 2020	Construction costs and current condition, residual values and remaining useful life assessments including the cost of removal and disposal of existing assets
June 2020	Construction costs and current condition, residual values and remaining useful life assessments
June 2020	Construction costs and current condition, residual values and remaining useful life assessments

On the basis of these assumptions were varied, they have the potential to

Level 3 inputs.



**TOWN OF VICTORIA PARK
NOTES TO AND FORMING PART OF THE FINANCIAL REPORT
FOR THE YEAR ENDED 30 JUNE 2021**

10. FIXED ASSETS

SIGNIFICANT ACCOUNTING POLICIES

Fixed assets

Each class of fixed assets within either plant and equipment or infrastructure, is carried at cost or fair value as indicated less, where applicable, any accumulated depreciation and impairment losses.

Initial recognition and measurement between mandatory revaluation dates

Assets for which the fair value as at the date of acquisition is under \$5,000 are not recognised as an asset in accordance with *Financial Management Regulation 17A (5)*. These assets are expensed immediately.

Where multiple individual low value assets are purchased together as part of a larger asset or collectively forming a larger asset exceeding the threshold, the individual assets are recognised as one asset and capitalised.

In relation to this initial measurement, cost is determined as the fair value of the assets given as consideration plus costs incidental to the acquisition. For assets acquired at zero cost or otherwise significantly less than fair value, cost is determined as fair value at the date of acquisition. The cost of non-current assets constructed by the Town includes the cost of all materials used in construction, direct labour on the project and an appropriate proportion of variable and fixed overheads.

Individual assets that are land, buildings, infrastructure and investment properties acquired between initial recognition and the next revaluation of the asset class in accordance with the mandatory measurement framework, are recognised at cost and disclosed as being at fair value as management believes cost approximates fair value. They are subject to subsequent revaluation at the next anniversary date in accordance with the mandatory measurement framework.

Revaluation

The fair value of land, buildings, infrastructure and investment properties is determined at least every five years in accordance with the regulatory framework. This includes buildings and infrastructure items which were pre-existing improvements (i.e. vested improvements) on vested land acquired by the Town.

Revaluation (Continued)

At the end of each period the valuation is reviewed and where appropriate the fair value is updated to reflect current market conditions. This process is considered to be in accordance with *Local Government (Financial Management) Regulation 17A (2)* which requires land, buildings, infrastructure, investment properties and vested improvements to be shown at fair value.

Increases in the carrying amount arising on revaluation of assets are credited to a revaluation surplus in equity. Decreases that offset previous increases of the same class of asset are recognised against revaluation surplus directly in equity. All other decreases are recognised in profit or loss.

AUSTRALIAN ACCOUNTING STANDARDS - INCONSISTENCY


Land under roads from 1 July 2019

As a result of amendments to the *Local Government (Financial Management) Regulations 1996*, effective from 1 July 2019, vested land, including land under roads, is treated as right-of-use assets measured at zero cost. Therefore, the previous inconsistency with AASB 1051 in respect of non-recognition of land under roads acquired on or after 1 July 2008 has been removed, even though measurement at zero cost means that land under roads is still not included in the statement of financial position.

Vested improvements from 1 July 2019

The measurement of vested improvements at fair value in accordance with *Local Government (Financial Management) Regulation 17A(2)(iv)* is a departure from AASB 16 which would have required the Town to measure the vested improvements as part of the related right-of-use assets at zero cost.

Refer to Note 11 that details the significant accounting policies applying to leases (including right-of-use assets).



**TOWN OF VICTORIA PARK
NOTES TO AND FORMING PART OF THE FINANCIAL REPORT
FOR THE YEAR ENDED 30 JUNE 2021**

10. FIXED ASSETS (CONTINUED)

(a) Disposals of Assets

	2021	2021	2021	2021	2021	2021	2021	2020	2020	2020	2020	
	Actual Net Book Value	Actual Sale Proceeds	Actual Profit	Actual Loss	Budget Net Book Value	Budget Sale Proceeds	Budget Profit	Budget Loss	Actual Net Book Value	Actual Sale Proceeds	Actual Profit	Actual Loss
	\$	\$	\$	\$	\$	\$	\$	\$	\$	\$	\$	\$
Land - freehold land	-	-	-	-	2,237,340	3,800,000	1,562,660	-	-	-	-	-
Buildings - non-specialised	43,794	-	-	(43,794)	-	-	-	-	-	-	-	-
Furniture and equipment	-	-	-	-	-	-	-	-	19,464	7,414	-	(12,050)
Plant and machinery	412,154	408,011	62,019	(66,162)	461,037	532,000	141,847	(70,884)	184,669	184,944	275	-
Information technology	-	-	-	-	-	-	-	-	-	-	-	-
Infrastructure - roads	1,559,128	-	-	(1,559,128)	-	-	-	-	-	-	-	-
Infrastructure - pathways	22,021	-	-	(22,021)	-	-	-	-	-	-	-	-
Infrastructure - drainage	70,820	-	-	(70,820)	-	-	-	-	-	-	-	-
Infrastructure - parks	125,990	-	-	(125,990)	-	-	-	-	-	-	-	-
Other infrastructure	6,844	-	-	(6,844)	-	-	-	-	-	-	-	-
	2,240,751	408,011	62,019	(1,894,759)	2,698,377	4,332,000	1,704,507	(70,884)	204,133	192,358	275	(12,050)

The following assets were disposed of during the year.

Plant and Equipment	2021	2021	2021	2021
	Actual Net Book Value	Actual Sale Proceeds	Actual Profit	Actual Loss
	\$	\$	\$	\$
Law, order, public safety				
6922 VW Caddy Maxi	16,856	15,964	-	(892)
7001 Subaru Impreza	14,244	15,509	1,265	-
7006 Holden Colorado Ute	18,838	21,645	2,807	-
7011 Isuzu D Max 4x2 Ute	19,424	24,146	4,722	-
7346 HAKO Cilymaster 600 Sweeper	64,692	14,196	-	(50,496)
7348 Toyota Corolla SX Sedan	8,571	16,191	7,620	-
7356 Subaru Impreza 2.0i Hatch	14,664	14,146	-	(518)
7364 Nissan X-Trail ST-L 7 Seater	18,521	22,100	3,579	-
7365 Holden Colorado LTZ 4x2 Ute	19,830	23,236	3,406	-
7375 Subaru Impreza 2.0i Hatch	17,434	14,600	-	(2,834)
7392 Subaru Forester 2.5i-L Eyesight	22,790	25,509	2,719	-
7400 Dual Axle Tandem Trailer	8,271	6,827	-	(1,444)
7425 Nissan X-Trail ST-L	20,822	23,237	2,415	-
7426 Subaru Impreza 2.0i-L	17,488	21,418	3,930	-
7458 CoastMac Dual Axle Plant Trailer	15,525	10,133	-	(5,392)
7463 Subaru Impreza Hatchback 2.0i-L	19,506	22,327	2,821	-
7471 Subaru Impreza 2.0i-L Hatch	18,715	29,076	10,361	-
Transport				
6776 VW Caddy Maxi Van	13,881	16,191	2,310	-
Other property and services				
5059 Polmac Light Trailer	-	612	612	-
5061 Polmac Single Axle 5x4 Trailer	-	568	568	-
5066 Nissan P1F1A18DU Fork Lift	8,910	13,713	4,803	-
5074 Kubota M8540 4x4 Tractor	32,762	33,063	281	-
6310 Push Mower	-	1,172	1,172	-
6312 Push Mower	1,925	1,172	-	(753)
6879 Holden Colorado LT7 Wagon	13,881	20,509	6,628	-
7491 Gerni Neptune 7-63 Pressure Cleaner	4,584	751	-	(3,833)
	412,154	408,011	62,019	(66,162)
Other Asset class				
Program				
Recreation and culture	176,628	-	-	(176,628)
Transport	1,651,969	-	-	(1,651,969)
	1,828,597	-	-	(1,828,597)
	2,240,751	408,011	62,019	(1,894,759)



**TOWN OF VICTORIA PARK
 NOTES TO AND FORMING PART OF THE FINANCIAL REPORT
 FOR THE YEAR ENDED 30 JUNE 2021**

10. FIXED ASSETS (CONTINUED)

(b) Fully Depreciated Assets in Use

The gross carrying value of assets held by the Town which are currently in use yet fully depreciated are shown in the table below.

	2021	2020
	\$	\$
Buildings - non-specialised	475,400	474,500
Furniture and equipment	30,290	25,130
Infrastructure - roads	64,901	-
Infrastructure - parks	74,054	-
Other infrastructure	36,649	-
	<u>681,294</u>	<u>499,630</u>



**TOWN OF VICTORIA PARK
NOTES TO AND FORMING PART OF THE FINANCIAL REPORT
FOR THE YEAR ENDED 30 JUNE 2021**

10. FIXED ASSETS (CONTINUED)

(c) Depreciation

	2021 Actual	2021 Budget	2020 Actual
	\$	\$	\$
Buildings - non-specialised	2,275,533	1,606,500	1,631,223
Furniture and equipment	58,226	334,050	429,786
Plant and machinery	371,694	327,000	391,780
Information technology	68,965	306,000	362,492
Infrastructure - roads	4,212,229	4,141,200	4,059,303
Infrastructure - pathways	1,174,216	1,122,000	1,194,247
Infrastructure- drainage	451,343	474,300	463,761
Infrastructure - parks	465,560	714,000	443,049
Other infrastructure	450,843	540,600	438,476
Right-of-use assets - Information technology	66,838	-	50,129
	9,595,447	9,565,650	9,464,247

Revision of useful lives of plant and equipment

During the year the estimated useful lives of assets was reviewed. No changes were identified in the review.

SIGNIFICANT ACCOUNTING POLICIES

Depreciation

The depreciable amount of all fixed assets including buildings but excluding freehold land and vested land, are depreciated on a straight-line basis over the individual asset's useful life from the time the asset is held ready for use. Leasehold improvements are depreciated over the shorter of either the unexpired period of the lease or the estimated useful life of the improvements.

The assets residual values and useful lives are reviewed, and adjusted if appropriate, at the end of each reporting period.

An asset's carrying amount is written down immediately to its recoverable amount if the asset's carrying amount is greater than its estimated recoverable amount.

Gains and losses on disposals are determined by comparing proceeds with the carrying amount. These gains and losses are included in the statement of comprehensive income in the period in which they arise.

Depreciation rates

Typical estimated useful lives for the different asset classes for the current and prior years are included in the table below:

Asset Class	Useful life
Buildings	20-100 yrs
Furniture and Equipment	10-40 yrs
Plant and Machinery	15-25 yrs
Information Technology	7-30 yrs
Roads - Formation	not depreciated
Roads - Pavement	60-80 yrs
Roads - Surface	20-25 yrs
Footpaths	15-45 yrs
Drainage	50-80 yrs
Parks	10-80 yrs
Other Assets	20-100 yrs
	Shorter of lease term or useful life of the underlying asset
Right of Use Asset (Information Technology)	asset

Depreciation on revaluation

When an item of property, plant and equipment is revalued. The gross carrying amount is adjusted in a manner that is consistent with the revaluation of the carrying amount of the asset. For example, the gross carrying amount may be restated by reference to observable market data or it may be restated proportionately to the change in the carrying amount. The accumulated depreciation at the date of the revaluation is adjusted to equal the difference between the gross carrying amount and the carrying amount of the asset after taking into account accumulated impairment losses.

Amortisation

All intangible assets with a finite useful life, are amortised on a straight-line basis over the individual asset's useful life from the time the asset is held for use.

The residual value of intangible assets is considered to be zero and the useful life and amortisation method are reviewed at the end of each financial year.

Amortisation is included within Depreciation on non-current assets in the Statement of Comprehensive Income and in the note above.



**TOWN OF VICTORIA PARK
NOTES TO AND FORMING PART OF THE FINANCIAL REPORT
FOR THE YEAR ENDED 30 JUNE 2021**

11. LEASES

(a) Right-of-Use Assets

Movement in the balance of each class of right-of-use asset between the beginning and the end of the current financial year.	Right-of-use assets -	
	Information technology	Right-of-use assets Total
	\$	\$
Balance at 1 July 2019	200,514	200,514
Depreciation (expense)	(50,129)	(50,129)
Balance at 30 June 2020	150,385	150,385
Depreciation (expense)	(66,838)	(66,838)
Balance at 30 June 2021	83,547	83,547

The following amounts were recognised in the statement of comprehensive income during the period in respect of leases where the entity is the lessee:

	2021 Actual	2020 Actual
	\$	\$
Depreciation expense on lease liabilities	(66,838)	(50,129)
Interest expense on lease liabilities	(17,989)	(18,994)
Total amount recognised in the statement of comprehensive income	(84,827)	(69,123)
Total cash outflow from leases	(82,143)	(61,607)

The Town has one lease relating to information technology. The lease term is for 5 years. The lease has fixed payments.

SIGNIFICANT ACCOUNTING POLICIES

Leases

At inception of a contract, the Town assesses if the contract contains or is a lease. A contract is, or contains, a lease if the contract conveys the right to control the use of an identified asset for a period of time in exchange for consideration.

At the commencement date, a right-of-use asset is recognised at cost and lease liability at the present value of the lease payments that are not paid at that date. The lease payments are discounted using the interest rate implicit in the lease, if that rate can be readily determined. If that rate cannot be readily determined, the Town uses its incremental borrowing rate.

All contracts that are classified as short-term leases (i.e. a lease with a remaining term of 12 months or less) and leases of low value assets are recognised as an operating expense on a straight-line basis over the term of the lease.

Leases for right-of-use assets are secured over the asset being leased.

Right-of-use assets - valuation

Right-of-use assets are measured at cost. This means that all right-of-use assets (other than vested improvements) under zero cost concessionary leases are measured at zero cost (i.e. not included in the statement of financial position). The exception is vested improvements on concessionary land leases such as roads, buildings or other infrastructure which are reported at fair value.

Refer to Note 10 for details on the significant accounting policies applying to vested improvements.

Right-of-use assets - depreciation

Right-of-use assets are depreciated over the lease term or useful life of the underlying asset, whichever is the shortest. Where a lease transfers ownership of the underlying asset, or the cost of the right-of-use asset reflects that the Town anticipates to exercise a purchase option, the specific asset is amortised over the useful life of the underlying asset.



**TOWN OF VICTORIA PARK
NOTES TO AND FORMING PART OF THE FINANCIAL REPORT
FOR THE YEAR ENDED 30 JUNE 2021**

12. INTANGIBLE ASSETS

The Town did not hold any recognised intangible assets as at 30 June 2021 (2020: Nil).

TOTAL INTANGIBLE ASSETS

SIGNIFICANT ACCOUNTING POLICIES

Computer software

Costs associated with maintaining software programmes are recognised as an expense as incurred. Development costs that are directly attributable to the design and testing of identifiable and unique software products controlled by the the Town are recognised as intangible assets where the following criteria are met:

- it is technically feasible to complete the software so that it will be available for use;
- management intends to complete the software and use or sell it;
- there is an ability to use or sell the software.
- it can be demonstrated how the software will generate probable future economic benefits;

Computer software (continued)

- adequate technical, financial and other resources to complete the development and to use or sell the software are available; and
- the expenditure attributable to the software during its development can be reliably measured.

Directly attributable costs that are capitalised as part of the software include employee costs and an appropriate portion of relevant overheads.

Capitalised development costs are recorded as intangible assets and amortised from the point at which the asset is ready for use.



TOWN OF VICTORIA PARK
 NOTES TO AND FORMING PART OF THE FINANCIAL REPORT
 FOR THE YEAR ENDED 30 JUNE 2021

13. REVALUATION SURPLUS

	2021 Opening Balance	2021 Revaluation (Decrement)	Total Movement on Revaluation	2021 Closing Balance	2020 Opening Balance	2020 Revaluation Increment	2020 Revaluation (Decrement)	Total Movement on Revaluation	2020 Closing Balance
	\$	\$	\$	\$	\$	\$	\$	\$	\$
Land - freehold land	186,314,867	-	-	186,314,867	579,841,366	-	(393,526,499)	(393,526,499)	186,314,867
Buildings - non-specialised	34,272,404	-	-	34,272,404	36,515,879	-	(2,243,475)	(2,243,475)	34,272,404
Information technology	-	-	-	-	611,497	-	(611,497)	(611,497)	-
Infrastructure - roads	162,531,117	-	-	162,531,117	133,956,610	28,574,507	-	28,574,507	162,531,117
Infrastructure - pathways	29,038,614	-	-	29,038,614	13,451,909	15,586,705	-	15,586,705	29,038,614
Infrastructure- drainage	30,378,975	-	-	30,378,975	30,502,244	-	(123,269)	(123,269)	30,378,975
Other infrastructure	-	-	-	-	7,240,855	-	(7,240,855)	(7,240,855)	-
Mindarie Regional Council	-	-	-	-	2,698,953	-	(102,703)	(102,703)	2,596,250
	2,596,250	(399,909)	(399,909)	2,196,341	2,698,953	44,161,212	(403,848,298)	(359,687,086)	2,596,250
	445,132,227	(399,909)	(399,909)	444,732,318	804,819,313	44,161,212	(403,848,298)	(359,687,086)	445,132,227

Movements on revaluation of property, plant and equipment (including infrastructure) are not able to be reliably attributed to a program as the assets were revalued by class as provided for by AASB 116 Aus 40.1. Vested land no longer to be recognised. Land under golf courses, showgrounds, racecourses or any other sporting or recreational facility of State, or regional, significance should no longer be recognised.



**TOWN OF VICTORIA PARK
NOTES TO AND FORMING PART OF THE FINANCIAL REPORT
FOR THE YEAR ENDED 30 JUNE 2021**

14. TRADE AND OTHER PAYABLES

Current

Sundry creditors
Prepaid rates
ESL Liability
Prepaid Income
Bonds and deposits held
Payroll
Accrued Expenses
Payables

2021	2020
\$	\$
3,258,069	2,430,333
728,353	410,257
-	88,870
12,300	-
1,454,336	1,363,720
230,558	264,325
765,826	814,403
77,853	74,231
<u>6,527,295</u>	<u>5,446,139</u>

SIGNIFICANT ACCOUNTING POLICIES

Trade and other payables

Trade and other payables represent liabilities for goods and services provided to the Town prior to the end of the financial year that are unpaid and arise when the Town becomes obliged to make future payments in respect of the purchase of these goods and services.

The amounts are unsecured, are recognised as a current liability and are normally paid within 30 days of recognition

Prepaid rates

Prepaid rates are, until the taxable event has occurred (start of the next financial year), refundable at the request of the ratepayer. Rates received in advance are initially recognised as a financial liability. When the taxable event occurs, the financial liability is extinguished and the Town recognises revenue for the prepaid rates that have not been refunded.

15. SHORT-TERM BORROWINGS

The following restrictions have been imposed by regulations or other externally imposed requirements:

Unspent Loans

2021	2020
\$	\$
10,506,876	13,197,654
<u>10,506,876</u>	<u>13,197,654</u>



**TOWN OF VICTORIA PARK
NOTES TO AND FORMING PART OF THE FINANCIAL REPORT
FOR THE YEAR ENDED 30 JUNE 2021**

16. OTHER LIABILITIES

Current
Contract liabilities

2021	2020
\$	\$
3,335,696	376,463
3,335,696	376,463

Performance obligations for each type of liability are expected to be recognised as revenue in accordance with the following time bands:

Less than 1 year
1 to 2 years

Contract liabilities	Liabilities under transfers to acquire or construct non-financial assets to be controlled by the entity
\$	\$
2,822,696	-
513,000	-
3,335,696	-

SIGNIFICANT ACCOUNTING POLICIES

Contract liabilities


Contract liabilities represent the the Town's obligation to transfer goods or services to a customer for which the Town has received consideration from the customer.

With respect to transfers for recognisable non-financial assets, contract liabilities represent performance obligations which are not yet satisfied.

Contract liabilities are recognised as revenue when the performance obligations in the contract are satisfied.

Liabilities under transfers to acquire or construct non-financial assets to be controlled by the entity
Grant liabilities represent the the Town's performance obligations to construct recognisable non-financial assets to identified specifications which are yet to be satisfied.

Grant liabilities are recognised as revenue when the performance obligations in the contract are satisfied.





**TOWN OF VICTORIA PARK
NOTES TO AND FORMING PART OF THE FINANCIAL REPORT
FOR THE YEAR ENDED 30 JUNE 2021**

17. LEASE LIABILITIES


(a) Lease Liabilities

	2021	2020
	\$	\$
Current	73,678	64,155
Non-current	20,069	93,746
	93,747	157,901

(b) Movements in Carrying Amounts

Purpose	Lease Number	Institution	Lease Interest Rate	Lease Term	Actual	30 June 2021	30 June 2021	30 June 2021	30 June 2021	Budget	30 June 2021	30 June
					Lease Principal 1 July 2020	Actual New Leases	Actual Lease Principal Repayments	Actual Lease Principal Outstanding	Actual Lease Interest Repayments	Lease Principal 1 July 2020	Budget New Leases	Budget Lease Prin Repaym
					\$	\$	\$	\$	\$	\$	\$	\$
General purpose funding												
Printers	E6N0162072	MAIA	1.16%	48 months	157,901	-	(64,154)	93,747	(17,989)	184,824	-	-
					157,901	-	(64,154)	93,747	(17,989)	184,824	-	-

2021 Actual Principal Repayments	30 June 2021 Budget Lease Principal Outstanding \$	30 June 2021 Budget Lease Interest Repayments \$	Actual Lease Principal 1 July 2019 \$	30 June 2020 Actual New Leases \$	30 June 2020 Actual Lease Principal Repayments \$	30 June 2020 Actual Lease Principal Outstanding \$	30 June 2020 Actual Lease Interest Repayments \$
(82,144)	102,680	(1,449)	200,514	-	(42,613)	157,901	(18,994)
(82,144)	102,680	(1,449)	200,514	-	(42,613)	157,901	(18,994)



**TOWN OF VICTORIA PARK
NOTES TO AND FORMING PART OF THE FINANCIAL REPORT
FOR THE YEAR ENDED 30 JUNE 2021**

18. INFORMATION ON BORROWINGS


(a) Borrowings	2021	2020
	\$	\$
Current	2,798,462	3,149,536
Non-current	13,987,423	16,785,885
	<u>16,785,885</u>	<u>19,935,421</u>

(b) Repayments - Borrowings

Particulars	Loan Number	Institution	Interest Rate	Actual	30 June 2021	30 June 2021	30 June 2021	30 June 2021	Budget	30 June 2021	30 June 2021
				Principal 1 July 2020	Actual New Loans	Actual Principal repayments	Actual Interest repayments	Actual Principal outstanding	Principal 1 July 2020	Budget New Loans	Budget Principal repayments
				\$	\$	\$	\$	\$	\$	\$	\$
Law, order, public safety											
Parking Initiative	14	WATC*	3.84%	-	-	-	-	-	-	-	-
Recreation and culture											
Aqualife Centre	4	WATC*	5.65%	-	-	-	-	-	-	-	-
Aqualife Centre II	7	WATC*	6.19%	396,242	-	(396,242)	(14,133)	-	396,242	-	(396,300)
Fletcher Park	11	WATC*	4.86%	308,611	-	(37,997)	(14,251)	270,614	308,611	-	(38,000)
Economic services											
Underground Power	13	WATC*	4.37%	-	-	-	-	-	-	-	-
Underground Power	15	WATC*	1.16%	18,150,000	-	(2,503,759)	(194,855)	15,646,241	18,150,000	-	-
Other property and services											
Depot Land	2	WATC*	6.27%	-	-	-	-	-	-	-	-
Administration Centre	3	WATC*	5.86%	-	-	-	-	-	-	-	-
14 Kent Street	9	WATC*	7.55%	265,376	-	(81,990)	(18,399)	183,386	265,376	-	(82,000)
1 Harper Street	10	WATC*	6.35%	553,845	-	(97,370)	(32,566)	456,475	553,845	-	(91,500)
Depot Upgrade	12	WATC*	4.86%	261,347	-	(32,178)	(12,069)	229,169	261,347	-	(32,200)
				<u>19,935,421</u>	<u>-</u>	<u>(3,149,536)</u>	<u>(286,273)</u>	<u>16,785,885</u>	<u>19,935,421</u>	<u>-</u>	<u>(640,000)</u>

* WA Treasury Corporation
All Underground Power loan repayments funded by UGP service charges.
All other loan repayments were financed by general purpose revenue.

30 June 2021 Budget Interest repayments \$	30 June 2021 Budget Principal outstanding \$	Actual Principal 1 July 2019 \$	30 June 2020 Actual New Loans \$	30 June 2020 Actual Principal repayments \$	30 June 2020 Actual Interest repayments \$	30 June 2020 Actual Principal outstanding \$
-	-	798,562	-	(798,562)	(23,072)	-
-	-	382,684	-	(382,684)	(14,992)	-
(18,500)	(58)	769,051	-	(372,809)	(37,825)	396,242
(15,000)	270,611	344,827	-	(36,216)	(16,046)	308,611
-	-	-	-	-	-	-
(203,300)	18,150,000	-	18,150,000	-	(61,217)	18,150,000
-	-	118,969	-	(118,969)	(3,748)	-
-	-	159,787	-	(159,787)	(6,140)	-
(18,600)	183,376	341,508	-	(76,132)	(24,264)	265,376
(40,000)	462,345	645,315	-	(91,470)	(38,532)	553,845
(12,350)	229,147	292,015	-	(30,668)	(13,589)	261,347
(307,750)	19,295,421	3,852,718	18,150,000	(2,067,297)	(239,425)	19,935,421



**TOWN OF VICTORIA PARK
NOTES TO AND FORMING PART OF THE FINANCIAL REPORT
FOR THE YEAR ENDED 30 JUNE 2021**

18. INFORMATION ON BORROWINGS (Continued)

(c) Unspent Borrowings

Particulars	Loan Number	Date Borrowed	Unspent Balance	Borrowed During Year	Expended During Year	Unspent Balance
			1 July 2020	Year	Year	30 June 2021
			\$	\$	\$	\$
Underground Power	15*	13/03/2020	13,197,654	-	(2,690,778)	10,506,876
* WA Treasury Corporation			13,197,654	-	(2,690,778)	10,506,876

(d) Undrawn Borrowing Facilities

Credit Standby Arrangements

	2021	2020
	\$	\$
Bank overdraft limit	9,000,000	9,000,000
Credit card limit	22,000	22,000
Credit card balance at balance date	16,057	3,665
Total amount of credit unused	9,038,057	9,025,665

Loan facilities

Loan facilities - current	2,798,462	3,149,536
Loan facilities - non-current	13,987,423	16,785,885
Lease liabilities - current	73,678	64,155
Lease liabilities - non-current	20,069	93,746
Total facilities in use at balance date	16,879,632	20,093,322

Unused loan facilities at balance date 10,506,876 13,197,654

Refer to Note 3 for further details that all unspent underground power loan funds as at 30 June were already held in as restricted cash in the underground power reserve f

SIGNIFICANT ACCOUNTING POLICIES

Financial liabilities

Financial liabilities are recognised at fair value when the Town becomes a party to the contractual provisions to the instrument.

Non-derivative financial liabilities (excluding financial guarantees) are subsequently measured at amortised cost. Gains or losses are recognised in profit or loss.

Financial liabilities are derecognised where the related obligations are discharged, cancelled or expired. The difference between the carrying amount of the financial liability extinguished or transferred to another party and the fair value of the consideration paid, including the transfer of non-cash assets or liabilities assumed, is recognised in profit or loss.

Borrowing costs

Borrowing costs are recognised as an expense when incurred except where they are directly attributable to the acquisition, construction or production of a qualifying asset. Where this is the case, they are capitalised as part of the cost of the particular asset until such time as the asset is substantially ready for its intended use or sale.

Risk

Information regarding exposure to risk can be found at Note 30.



**TOWN OF VICTORIA PARK
NOTES TO AND FORMING PART OF THE FINANCIAL REPORT
FOR THE YEAR ENDED 30 JUNE 2021**

19. EMPLOYEE RELATED PROVISIONS

(a) Employee Related Provisions

	Provision for Annual Leave \$	Provision for Personal Leave \$	Provision for Long Service Leave \$	Total \$
Opening balance at 1 July 2020				
Current	2,059,770	710,330	1,523,371	4,293,471
Non-current	-	54,229	440,383	494,612
	2,059,770	764,559	1,963,754	4,788,083
Additional provision	1,454,166	438,030	334,659	2,226,855
Amounts used	(1,319,688)	(401,403)	(243,566)	(1,964,657)
Balance at 30 June 2021	2,194,248	801,186	2,054,847	5,050,281
Comprises				
Current	2,194,248	747,593	1,763,096	4,704,937
Non-current	-	53,593	291,751	345,344
	2,194,248	801,186	2,054,847	5,050,281
Amounts are expected to be settled on the following basis:	2021 \$	2020 \$		
Less than 12 months after the reporting date	1,294,606	1,215,264		
More than 12 months from reporting date	3,515,008	3,395,821		
Expected reimbursements from other WA local governments	240,667	176,998		
	5,050,281	4,788,083		

Timing of the payment of current leave liabilities is difficult to determine as it is dependent on future decisions of employees.

Expected settlement timings are based on information obtained from employees and historical leave trends and assumes no events will occur to impact on these historical trends.

SIGNIFICANT ACCOUNTING POLICIES

Employee benefits

The Town's obligations for employees' annual leave and long service leave entitlements are recognised as provisions in the statement of financial position.

Short-term employee benefits

Provision is made for the Town's obligations for short-term employee benefits. Short-term employee benefits are benefits (other than termination benefits) that are expected to be settled wholly before 12 months after the end of the annual reporting period in which the employees render the related service, including wages, salaries and sick leave. Short-term employee benefits are measured at the (undiscounted) amounts expected to be paid when the obligation is settled.

The Town's obligations for short-term employee benefits such as wages, salaries and sick leave are recognised as part of current trade and other payables in the statement of financial position.

Other long-term employee benefits

Long-term employee benefits are measured at the present value of the expected future payments to be made to employees. Expected future payments incorporate anticipated future wage and salary levels, durations of service and employee departures and are discounted at

Other long-term employee benefits (Continued)

rates determined by reference to market yields at the end of the reporting period on government bonds that have maturity dates that approximate the terms of the obligations. Any remeasurements for changes in assumptions of obligations for other long-term employee benefits are recognised in profit or loss in the periods in which the changes occur.

The Town's obligations for long-term employee benefits are presented as non-current provisions in its statement of financial position, except where the Town does not have an unconditional right to defer settlement for at least 12 months after the end of the reporting period, in which case the obligations are presented as current provisions.

Provisions

Provisions are recognised when the Town has a present legal or constructive obligation, as a result of past events, for which it is probable that an outflow of economic benefits will result and that outflow can be reliably measured.

Provisions are measured using the best estimate of the amounts required to settle the obligation at the end of the reporting period.



**TOWN OF VICTORIA PARK
NOTES TO AND FORMING PART OF THE FINANCIAL REPORT
FOR THE YEAR ENDED 30 JUNE 2021**

20. NOTES TO THE STATEMENT OF CASH FLOWS

Reconciliation of Cash

For the purposes of the Statement of Cash Flows, cash includes cash and cash equivalents, net of outstanding bank overdrafts. Cash at the end of the reporting period is reconciled to the related items in the Statement of Financial Position as follows:

	2021 Actual	2021 Budget	2020 Actual
	\$	\$	\$
Cash and cash equivalents	40,128,544	52,702,493	45,086,829
Reconciliation of Net Result to Net Cash Provided By Operating Activities to Net Result			
Net result	(933,313)	(3,852,547)	(4,266,777)
Non-cash flows in Net result:			
Adjustments to fair value of financial assets at fair value through profit and loss	-	-	(1,868)
Share of loss of equity accounted investees	12,639	-	37,435
Adjustments to fair value of investment property	-	-	41,134
Depreciation on non-current assets	9,595,447	9,565,650	9,464,247
(Profit)/loss on sale of asset	1,832,740	(1,633,623)	11,775
Share of profits of associates	(1,435,089)	-	(362,936)
Reversal of loss on revaluation of fixed assets	-	-	10,853,801
Changes in assets and liabilities:			
(Increase)/decrease in receivables	(208,807)	652,500	(149,991)
(Increase)/decrease in inventories	(337,026)	-	62,135
Increase/(decrease) in payables	1,081,156	700,000	(7,386,164)
Increase/(decrease) in employee provisions	262,198	-	283,844
Increase/(decrease) in other liabilities	2,959,233	-	-
Non-operating grants, subsidies and contributions	(1,004,795)	(2,414,149)	-
Net cash provided by operating activities	11,824,383	3,017,831	8,586,635



**TOWN OF VICTORIA PARK
 NOTES TO AND FORMING PART OF THE FINANCIAL REPORT
 FOR THE YEAR ENDED 30 JUNE 2021**

21. TOTAL ASSETS CLASSIFIED BY FUNCTION AND ACTIVITY

	<u>2021</u>	<u>2020</u>
	\$	\$
Governance	469,609	769,956
General purpose funding	13,922,315	18,960,882
Law, order, public safety	431,379	463,413
Health	92,036	83,430
Education and welfare	214,661	183,014
Community amenities	15,691,372	18,289,658
Recreation and culture	78,352,203	78,093,284
Transport	263,440,921	260,547,552
Economic services	19,094,781	16,790,383
Other property and services	220,094,076	221,667,950
Unallocated	477,713	(3,324,126)
	<u>612,281,067</u>	<u>612,525,396</u>



22. CONTINGENT LIABILITIES

Mindarie Regional Council (MRC) -Commitment - Deed of Guarantee

In line with other equity holders in the Mindarie Regional Council, the Town of Victoria Park has guaranteed a proportionate of its equity share (1/12) the obligations of the MRC to the contractor who built and is operating the Neerabup Resource Recovery Facility.

The financial guarantee is to provide comfort to the operator (and its financiers) by providing a direct contractual relationship between each member council and the operator.

The guarantee can be called upon in the event of a default event during the contractor's operation of the facility. The share of the liability that could be generated by the exercise of the guarantee is estimated at an amount of \$7.21 million depending on the time of any such default event. The current guarantee period expires on 15 July 2021.

The Deed of Guarantee will only crystallise if:

- Mindarie Regional Council is unable to meet payments that creates a default under the Resource Recovery Facility Agreement (RRFA)
- There is a Force Majeure event.

Force Majeure events will be limited due to insurance and can be narrowed down to the following :

- a. War risks, confiscations, nationalisation.
- b. Nuclear attack, radiation, contamination by radio activity from nuclear waste etc.
- c. Sea damage, tidal wave or high water or storm surge.
- d. Spontaneous combustion, fermentation or any process involving the application of heat.

No amount has been provided for in relation to the guarantee during the financial year (2020: \$Nil)

Contaminated Sites

In compliance with the Contaminated Sites Act 2003 Section 11, the Town has not been notified of any sites that are potentially contaminated. The Town however has sites that are sumps which may be contaminated and have received notice from Mindarie Regional Council on potential contamination at the Tamala Park Waste Management Facility site.

Until the Town makes a decision to repurpose these sumps it is not required to investigate to determine the presence and scope of contamination, assess the risk and agree with the Department of Water and Environmental Regulation on the need and criteria for remediation. Town is therefore unable to estimate the potential costs associated with remediation of these sites. This approach is consistent with the Department of Water and Environmental Regulation Guidelines.

In February 2020, Mindarie Regional Council received the Mandatory Auditor's Report (MAR) as requested by the Department of Water and Environmental Regulation (DWER) in respect of the Tamala Park Waste Management Facility site.

Among other things, the purpose of the MAR is to confirm that earlier investigations adequately characterised the contamination status of the site and whether potentially significant risks to human health, the environment or environmental values exist on-site or off-site.



22. CONTINGENT LIABILITIES (CONTINUED)

The MRC received a second iteration of the MAR in November 2021, which has further assessed the contamination status of the site. In reaching their conclusion, the independent auditor of the MAR has evaluated the information contained in the investigative reports as generally complete, accurate and compliant with the relevant guidelines. Also, the assessments were sufficient to define the potential extent and types of contamination. The auditor has determined, based on the analysis contained in the assessed reports, that the site remains suitable for ongoing use as a Class II landfill ('source site'). Likewise, the affected site to the north of the facility remains suitable for its current use as a development buffer zone ('affected site'). A summary of findings for the source and affected sites are listed below:

Source site:

- All soils samples returned results below established criteria.
- Groundwater results indicate impact to the aquifer immediately below the landfill levels above relevant drinking water established criteria, although some results are reflective of naturally occurring conditions. Groundwater on site remains suitable for controlled industrial use on site without an unacceptable risk.
- Landfill gas results indicate that the existing extraction system is working effectively, with negligible detection of landfill gas outside the extraction network.

Affected site:

- Groundwater results indicate some contaminants above the relevant drinking water established criteria but not criteria for non potable uses. Elevated levels of some identified contaminants are also known to occur naturally in the local environment.
- No landfill gas detected outside the site boundary.

Currently, DWER has classified the source site as "Contaminated – Remediation Required" and the affected site as "Contaminated – Restricted Use".

The MRC has commenced further work on implementing the recommendations of this most recent MAR, to determine the magnitude and extent of contamination including risks to human health, the environment and environmental values. Specifically, this work is focused upon assessing the adequacy of the landfill gas monitoring network, the potential for the subterranean migration of landfill gas, and the continued compilation and assessment of both gas and groundwater results to further inform future mitigation measures. Therefore, it is not possible to make a reasonable estimate as to the financial impact that may arise from any possible future remedial action at this time.



**TOWN OF VICTORIA PARK
NOTES TO AND FORMING PART OF THE FINANCIAL REPORT
FOR THE YEAR ENDED 30 JUNE 2021**

23. CAPITAL AND LEASING COMMITMENTS

(a) Capital Expenditure Commitments

Contracted for:

- Carried forward capital works commitments under contract

	2021	2020
	\$	\$
	917,900	632,016
	917,900	632,016

The capital expenditure commitment outstanding at the end of the current reporting period represents commitments relating to property, plant, equipment and infrastructure projects that have been carried forward to the next financial year.

(b) Operating Lease Commitments

Non-cancellable operating leases contracted for but not capitalised in the accounts (short term and low value leases).

Payable:

- not later than one year

	2021	2020
	\$	\$
	18,841	66,640
	18,841	66,640

SIGNIFICANT ACCOUNTING POLICIES

Leases

Lease liabilities for short term leases (with lease term of 12 months or less) and low value leases (with underlying value of \$5,000 or less) are not recognised as lease liabilities in note 11. Lease payments associated with these leases are expensed when paid.



TOWN OF VICTORIA PARK
NOTES TO AND FORMING PART OF THE FINANCIAL REPORT
FOR THE YEAR ENDED 30 JUNE 2021

24. ELECTED MEMBERS REMUNERATION

	2021 Actual	2021 Budget	2020 Actual
	\$	\$	\$
Mayor Karen Vernon			
Mayor's annual allowance	62,727	62,727	62,727
Meeting attendance fees	30,841	30,841	28,463
Other expenses	657	5,000	-
Annual allowance for ICT expenses	3,500	3,500	3,500
Travel and accommodation expenses	2,344	1,000	39
	100,069	103,068	94,729
Deputy Mayor Bronwyn Ife			
Deputy Mayor's annual allowance	15,682	15,682	15,254
Meeting attendance fees	23,000	23,000	23,000
Annual allowance for ICT expenses	3,500	3,500	3,500
	42,182	42,182	41,754
Cr Claire Anderson			
Meeting attendance fees	23,000	23,000	23,000
Annual allowance for ICT expenses	3,500	3,500	3,500
	26,500	26,500	26,500
Cr Wilfred Hendriks			
Meeting attendance fees	23,000	23,000	16,025
Annual allowance for ICT expenses	3,500	3,500	2,439
	26,500	26,500	18,464
Cr Luana Lisandro			
Meeting attendance fees	23,000	23,000	7,667
Annual allowance for ICT expenses	3,500	3,500	1,167
	26,500	26,500	8,834
Cr Ronhhda Potter			
Meeting attendance fees	23,000	23,000	23,000
Annual allowance for ICT expenses	3,500	3,500	3,500
	26,500	26,500	26,500
Cr Jesvin Karimi			
Meeting attendance fees	23,000	23,000	16,025
Annual allowance for ICT expenses	3,500	3,500	2,439
	26,500	26,500	18,464
Cr Brian Oliver			
Meeting attendance fees	23,000	23,000	23,000
Annual allowance for ICT expenses	3,500	3,500	3,500
	26,500	26,500	26,500
Cr Vicki Potter			
Meeting attendance fees	23,000	23,000	23,000
Annual allowance for ICT expenses	3,500	3,500	3,500
	26,500	26,500	26,500
Cr Julian Jacobs			
Meeting attendance fees	-	-	6,975
Annual allowance for ICT expenses	-	-	1,061
	-	-	8,036
Mayor Trevor Vaughan			
Meeting attendance fees	-	-	-
Annual allowance for ICT expenses	-	-	-
	-	-	-



**TOWN OF VICTORIA PARK
NOTES TO AND FORMING PART OF THE FINANCIAL REPORT
FOR THE YEAR ENDED 30 JUNE 2021**

24. ELECTED MEMBERS REMUNERATION

	2021 Actual	2021 Budget	2020 Actual
	\$	\$	\$
Cr Jennifer Ammons-Noble			
Meeting attendance fees	-	-	6,975
Annual allowance for ICT expenses	-	-	1,061
	-	-	8,036
	327,751	330,750	314,731
Fees, expenses and allowances to be paid or reimbursed to elected council members.			
Mayor's allowance	62,727	62,727	62,727
Deputy Mayor's allowance	15,682	15,682	15,254
Meeting attendance fees	214,841	214,841	206,483
Other expenses	657	5,000	-
Annual allowance for ICT expenses	31,500	31,500	30,228
Travel and accommodation expenses	2,344	1,000	39
	327,751	330,750	314,731



**TOWN OF VICTORIA PARK
NOTES TO AND FORMING PART OF THE FINANCIAL REPORT
FOR THE YEAR ENDED 30 JUNE 2021**

25. RELATED PARTY TRANSACTIONS

Key Management Personnel (KMP) Compensation Disclosure

	2021 Actual	2020 Actual
	\$	\$
The total of remuneration paid to KMP of the Town during the year are as follows:		
Short-term employee benefits	936,756	900,430
Post-employment benefits	131,545	103,030
Other long-term benefits	18,783	47,612
Termination benefits	7,590	-
	1,094,674	1,051,072

Short-term employee benefits

These amounts include all salary, fringe benefits and cash bonuses awarded to KMP except for details in respect to fees and benefits paid to elected members which may be found above.

Post-employment benefits

These amounts are the current-year's estimated cost of providing for the Town's superannuation contributions made during the year.

Other long-term benefits

These amounts represent long service benefits accruing during the year.

Termination benefits

These amounts represent termination benefits paid to KMP (Note: may or may not be applicable in any given year).



**TOWN OF VICTORIA PARK
NOTES TO AND FORMING PART OF THE FINANCIAL REPORT
FOR THE YEAR ENDED 30 JUNE 2021**

25. RELATED PARTY TRANSACTIONS (Continued)

Transactions with related parties

Transactions between related parties and the Town are on normal commercial terms and conditions, no more favourable than those available to other parties, unless otherwise stated.

No outstanding balances or provisions for doubtful debts or guaranties exist in relation to related parties at year end.

The following transactions occurred with related parties:	2021 Actual \$	2020 Actual \$
Sale of goods and services	4,784	4,001
Sponsorships	1,500	74,751
Joint venture entities:		
Distributions received from joint venture entities	750,000	250,000
Amounts outstanding from related parties:		
Trade and other receivables	-	732

Related Parties

The Town's main related parties are as follows:

i. Key management personnel

Any person(s) having authority and responsibility for planning, directing and controlling the activities of the entity, directly or indirectly, including any elected member, are considered key management personnel.

ii. Other Related Parties

An associate person of KMP employed by the Town under normal employment terms and conditions.

Any entity that is controlled by or over which KMP, or close family members of KMP, have authority and responsibility for planning, directing and controlling the activity of the entity, directly or indirectly, are considered related parties in relation to the Town.

iii. Entities subject to significant influence by the Town

An entity that has the power to participate in the financial and operating policy decisions of an entity, but does not have control over those policies, is an entity which holds significant influence. Significant influence may be gained by share ownership, statute or agreement.

iv. Joint arrangements accounted for under the equity method

The Town has a one-twelfth interest in the Mindarie and Tamala Park Regional Councils. The interest in the joint venture entity is accounted for in these financial statements using the proportionate consolidation method of accounting. For details of interests held in associate entities, refer to Note 26.



TOWN OF VICTORIA PARK
NOTES TO AND FORMING PART OF THE FINANCIAL REPORT
FOR THE YEAR ENDED 30 JUNE 2021

26. INVESTMENT IN ASSOCIATE AND JOINT ARRANGEMENTS

	2021	*Restated 2020	2020
	\$	\$	\$
Net Assets			
Mindarie Regional Council 26(a)	1,961,040	2,360,949	5,685,076
Tamala Park Regional Council 26(b)	4,580,774	3,908,325	3,908,325
	6,541,814	6,269,274	9,593,401

(a) Mindarie Regional Council


The Mindarie Regional Council (MRC) was formally constituted in December 1987. The Town of Victoria Park, along with the Municipalities of Joondalup, Wanneroo, Stirling, Perth, Cambridge and Vincent, form the membership of the Mindarie Regional Council.

The primary function of the Regional Council is for the orderly and efficient treatment and / or disposal of waste. The Town of Victoria Park has a one-twelfth (1/12) equity interest in the MRC of the refuse disposal facility as per the constitution amendment (25 November 1996). The following table summarises the financial information of the MRC as included in its own financial statements.

The Town's share in the assets and liabilities based on the audited results of the Mindarie Regional Council is as follows:

	2021	* Restated 2020	2020
	\$	\$	\$
Current assets	42,526,862	40,659,608	40,659,608
Non current assets	90,593,148	103,135,423	64,690,790
Total assets	133,120,010	143,795,031	105,350,398
Current liabilities	14,479,677	14,128,381	8,355,529
Non current liabilities	95,107,847	101,335,259	28,773,967
Total liabilities	109,587,524	115,463,640	37,129,496
Net Assets	23,532,486	28,331,391	68,220,902
Town of Victoria Park 1/12 Share	1,961,040	2,360,949	5,685,076
Equity			
Retained surplus	(23,933,585)	(23,943,474)	15,946,037
Reserves	19,754,751	22,712,639	22,712,639
Revaluation surplus	23,625,594	25,476,500	25,476,500
Council contributions	4,085,726	4,085,726	4,085,726
Total Equity	23,532,486	28,331,391	68,220,902
Revenue	55,753,809	56,192,614	56,192,614
Expenses	(60,609,155)	(56,657,442)	(58,208,057)
Total	(4,855,346)	(464,828)	(2,015,443)
Profit/(Loss) from Ordinary Activities	56,441	(310,581)	(310,581)
Net Result	(4,798,905)	(775,409)	(2,326,024)
Other Comprehensive Income	-	-	-
Total Comprehensive Income (100%)	(4,798,905)	(775,409)	(2,326,024)
Town of Victoria Park 1/12 Share of Net Results	(399,909)	(64,617)	(193,835)
1/12 Share of Net Results	(399,909)	(64,617)	(193,835)
1/12 Share of Other Comprehensive Income	-	-	-
Increase/(Decrease) in Equity Interest	(399,909)	(64,617)	-

* Refer to note 36(a) Associate Entity Restatement and Guarantee Payment



26. INVESTMENT IN ASSOCIATE AND JOINT ARRANGEMENTS (CONTINUED)

(b) Tamala Park Regional Council

The Tamala Park Regional Council (TPRC) was formally constituted in February 2006. The Town of Victoria Park, along with the Municipalities of Joondalup, Wanneroo, Stirling, Perth, Cambridge and Vincent, form the membership of the Tamala Park Regional Council.

The purpose of the Regional Council is to create an urban development of 165 hectares immediately north of the Mindarie Regional Council leased land. The Town of Victoria Park has a one-twelfth (1/12) equity interest in the TPRC. The following table summarises the financial information of the TPRC as included in its own financial statements.

The Town's share in the assets and liabilities based on the audited results of the Tamala Park Regional Council is as follows:

	2021	2020
	\$	\$
Current assets	53,668,172	45,517,277
Non current assets	1,722,724	1,757,617
Total assets	55,390,896	47,274,894
Current liabilities	420,373	345,026
Non current liabilities	1,231	29,968
Total liabilities	421,604	374,994
Net Assets	54,969,292	46,899,900
Town of Victoria Park 1/12 Share	4,580,774	3,908,325
Net increase/(decrease) in share of TPRC net assets	672,449	98,984
Equity		
Retained surplus	1,077,792	1,650,364
Member contributions	53,885,147	45,243,183
Revaluation surplus	6,353	6,353
Total equity	54,969,292	46,899,900
Revenue	496,982	789,822
Expenses	(1,070,778)	(950,217)
Total	(573,796)	(160,395)
Profit/(Loss) from Ordinary Activities	1,224	-
Net Result	(572,572)	(160,395)
Other Comprehensive Income	-	-
Total Comprehensive Income (100%)	(572,572)	(160,395)
Town of Victoria Park 1/12 Share	(47,714)	(13,366)
Balance at 1 July	3,908,325	3,921,691
- Share of associates total comprehensive income arising during the period	672,449	(13,366)
Balance at 30 June	4,580,774	3,908,325
1/12 Share of Net Results/(change in Retained Surplus)	(47,714)	(13,366)
1/12 Share of Other Comprehensive Income/(Change in Member contributions)	720,163	112,350
1/12 Share of change in the Revaluation Surplus	-	-
Increase/(Decrease) in Equity Interest	672,449	98,984



26 INVESTMENT IN ASSOCIATE AND JOINT ARRANGEMENTS (CONTINUED)

	2021	2020	Application of AASB 1059	Restated 2020
	\$	\$	\$	\$
(c) Change in equity				
Investment in Mindarie Regional Council				
Opening Balance	2,360,949	5,878,911	(3,453,345)	2,425,566
Changes on Revaluation of Non-Current Assets	(399,909)	(170,352)	170,352	-
Net Share of Interests in Mindarie Regional Council	-	(23,483)	(41,134)	(64,617)
Closing Balance	1,961,040	5,685,076	(3,324,127)	2,360,949
Investment in Tamala Park Regional Council				
Opening Balance	3,908,325	3,679,194	-	3,679,194
Proceeds from Sale of Land	2,492,783	753,148	-	753,148
Land Development Expenses	(1,057,694)	(390,212)	-	(390,212)
Proceeds Distribution	(750,000)	(250,000)	-	(250,000)
Prior year adjustment	-	130,147	-	130,147
Net Share of Interests in Tamala Park Regional Council - Retained surplus	(47,714)	(13,366)	-	(13,366)
Net Share of Interests in Tamala Park Regional Council - Members Equity	35,075	(586)	-	(586)
Closing Balance	4,580,775	3,908,325	-	3,908,325
Net Share of Interests in Mindarie Regional Council	-	(23,483)	(41,134)	(64,617)
Net Share of Interests in Tamala Park Regional Council - Retained surplus	(47,714)	(13,366)	-	(13,366)
Net Share of Interests in Tamala Park Regional Council - Members Equity	35,075	(586)	-	(586)
Increase/(Decrease) in Equity Interest	(12,639)	(37,435)	(41,134)	(78,569)
Profit from sale of land				
Proceeds from sale of land	2,492,783	753,148	-	753,148
Land development Expenses	(1,057,694)	(390,212)	-	(390,212)
	1,435,089	362,936	-	362,936



**TOWN OF VICTORIA PARK
 NOTES TO AND FORMING PART OF THE FINANCIAL REPORT
 FOR THE YEAR ENDED 30 JUNE 2021
 26. INVESTMENT IN ASSOCIATES AND JOINT ARRANGEMENTS (CONTINUED)**

(d) Associate Entity Restatement and Guarantee Fee

1. Mindarie Regional Council Resource Recovery Facility Agreement - Guarantee Fee Payment

Subsequent to the balance sheet date on 19 August, the Mindarie Regional Council (MRC) determined to terminate its arrangement in relation to Resource Recovery Facility Agreement (RRFA) early. The Town was called on to contribute a termination payment in proportion to its one twelfth share in MRC. Council of Town of Victoria Park endorsed the payment approval of a total \$7.083M to the MRC. Payment was made in August 2021, fully extinguishing the Town's obligation under the RRFA. No adjustments have been made to the financial statements at 30 June 2021.

Background:

The MRC was until recently a party to a 20-year waste processing agreement with BioVision 2020 Pty Ltd (BioVision) which commenced in 2009. Under the agreement, BioVision processed 100,000 tonnes of waste per year for the MRC at the Resource Recovery Facility (RRF) in Neerabup, extracting the organic material from the largely unsorted waste stream for beneficial use.

To date, the processing facility and the contract have operated well and have diverted over 600,000 tonnes of waste from landfill.

With the introduction of the State's Waste Avoidance and Resource Recovery Strategy 2030 (WARR Strategy), there is a clear change to the way in which organics will be separated and sorted at the household level through the use of a third bin for Food Organics and Garden Organics (FOGO).

A number of the MRC's member councils have been progressively providing Garden Organics (GO) bins to their residents as a transition step. The organics collected in these bins are currently being processed by external recyclers. The change to organics handling in Perth, now and into the future, means that the RRF is no longer the most suitable processing infrastructure and technology for this material stream.

To this end, the MRC and BioVision mutually agreed to terminate their processing agreement with effect from 31 August 2021, through a payment by the MRC to BioVision of \$85.2m and both parties releasing each other in respect of their respective obligations and agreement.

The MRC has taken legal ownership of the facility and is currently assessing how best it can be used in the future.

2. Associate Entity Restatement - Initial Impact of AASB1059 on Mindarie Regional Council 2020 Annual Report Figures

The 2020 audited figures for the Mindarie Regional Council in Note 26(a) now include a restatement of figures due to the initial application of AASB 1059. An additional third column has been included to disclose the impact of AASB 1059.

The Towns 1/12 share in the Mindarie Regional Council's Equity as at 30 June 2020 reducing by \$3,324,127.

The Towns 1/12 share in the Mindarie Regional Council's Total Comprehensive Income as at 30 June 2020 reducing by \$129,218.

The 1/12 share of the total financial impact resulting in a \$3.453M decrease to Equity in the Mindarie Regional Council.

SIGNIFICANT ACCOUNTING POLICIES

Investment in associates

An associate is an entity over which the Town has significant influence. Significant influence is the power to participate in the financial operating policy decisions of that entity but is not control or joint control of those policies. Investments in associates are accounted for in the financial statements by applying the equity method of accounting, whereby the investment is initially recognised at cost and adjusted thereafter for the post-acquisition change in the Town's share of net assets of the associate. In addition, the Town's share of the profit or loss of the associate is included in the Town's profit or loss.

The carrying amount of the investment includes, where applicable, goodwill relating to the associate. Any discount on acquisition, whereby the Town's share of the net fair value of the associate exceeds the cost of investment, is recognised in profit or loss in the period in which the investment is acquired.

SIGNIFICANT ACCOUNTING POLICIES (Continued)

Investment in associates (Continued)

Profits and losses resulting from transactions between the Town and the associate are eliminated to the extent of the Town's interest in the associate. When the Town's share of losses in an associate equals or exceeds its interest in the associate, the Town discontinues recognising its share of further losses unless it has incurred legal or constructive obligations or made payments on behalf of the associate. When the associate subsequently makes profits, the Town will resume recognising its share of those profits once its share of the profits equals the share of the losses not recognised.



**TOWN OF VICTORIA PARK
NOTES TO AND FORMING PART OF THE FINANCIAL REPORT
FOR THE YEAR ENDED 30 JUNE 2021**

27. MAJOR LAND TRANSACTIONS

Tamala Park Regional Council - Development of Catalina Estate

(a) Details

The Town is a participant (along with the Cities of Joondalup, Perth, Stirling, Vincent, Wanneroo and the Town of Cambridge) in the operations of the Tamala Park Regional Council (TPRC) Lot 9504. The TPRC was created in 2006 to develop the Catalina Estate - approximately 173 hectares of land for sale immediately north of the land leased by the Mindarie Regional Council. The Town has a one twelfth (1/12) equity in the net assets of the development and the net proceeds of the land development; as well as a one twelfth (1/12) share in the asset of the lands held for development.

The Town's share of the land sale proceeds at Tamala Park is \$2,492,783. The Town's share of the development and selling costs is \$1,057,694 resulting in a net gain amount of \$1,435,089. This note should also be read in conjunction with Note 26 Investment in Associates.

(b) Current year transactions	2021 Actual	2021 Budget	2020 Actual
	\$	\$	\$
Town's share of current year transactions			
Other revenue			
- Sale of land proceeds (distributed)	750,000	-	250,000
- Sale of land proceeds (not distributed)	1,742,783	-	503,148
Other expenditure			
- Land development cost of goods sold	(1,057,694)	-	(390,212)
Net profit on sale of land	1,435,089	-	362,936

The above operating revenue for the proceeds of land held for resale is reflected in other revenue and operating expenditure for the cost of the disposed land held for resale is reflected in other expenditure.

(c) Expected future cash flows

	2021/22	2022/23	2023/24	2024/25	Total
	\$	\$	\$	\$	\$
Cash outflows					
- Development costs	(2,618,247)	(2,618,754)	(2,413,856)	(2,190,666)	(9,841,523)
Cash inflows					
- Sale proceeds	4,670,374	4,465,042	4,744,462	5,037,014	18,916,892
Net cash flows	2,052,127	1,846,288	2,330,606	2,846,348	9,075,369
	2025/26	2026/27	2027/28	2028/29	Total
	\$	\$	\$	\$	\$
Cash outflows					
- Development costs	(2,904,050)	(2,751,955)	(516,018)	(271,600)	(6,443,623)
Cash inflows					
- Sale proceeds	5,503,308	6,609,530	3,739,413	389,156	16,241,407
Net cash flows	2,599,258	3,857,575	3,223,395	117,556	9,797,784

(d) Assets and liabilities

Land held for resale included within Note 7	2021	2020
	\$	\$
Non-current		
Land held for resale - cost		
Cost of acquisition	71,788	102,415
Development costs	1,057,694	390,212
Land held for development (TPRC)	1,129,482	492,627



**TOWN OF VICTORIA PARK
NOTES TO AND FORMING PART OF THE FINANCIAL REPORT
FOR THE YEAR ENDED 30 JUNE 2021**

28. RATING INFORMATION

(a) Rates

RATE TYPE	Rate in \$	Number of Properties	2020/21 Actual Rateable Value \$	2020/21 Actual Rate Revenue \$	2020/21 Actual Interim Rates \$	2020/21 Actual Back Rates \$	2020/21 Actual Total Revenue \$
Differential general rate / general rate							
Gross rental valuations							
Residential	0.0916	12,459	227,821,251	20,855,556	182,317	4,670	21,042,543
Non-Residential	0.0969	1,622	187,472,519	18,183,851	(131,594)	(346,750)	17,705,807
Sub-Total		14,081	415,293,770	39,039,407	50,723	(342,080)	38,748,350
Minimum payment							
Gross rental valuations							
Residential	1,136	3,426	36,729,628	3,888,528	(43,990)	(3,175)	3,841,489
Non-Residential	1,181	357	3,426,706	431,065	39,860	2,539	473,469
Sub-Total		3,783	40,156,334	4,319,593	(4,130)	(636)	4,314,427
Total amount raised from general rate		17,864	455,450,104	43,359,000	46,593	(342,716)	43,062,777


SIGNIFICANT ACCOUNTING POLICIES

Rates

Control over assets acquired from rates is obtained at the commencement of the rating period.

Prepaid rates are, until the taxable event has occurred (start of the next financial year), refundable at the request of the ratepayer. Rates received in advance are initially recognised as a financial liability. When the taxable event occurs, the financial liability is extinguished and the Town recognises revenue for the prepaid rates that have not been refunded.

	2020/21 Budget Rate Revenue \$	2020/21 Budget Interim Rate \$	2020/21 Budget Back Rate \$	2020/21 Budget Total Revenue \$	2019/20 Actual Total Revenue \$
543	20,868,427	140,000	-	21,008,427	23,882,028
507	18,166,087	100,000	-	18,266,087	19,178,740
050	39,034,514	240,000	-	39,274,514	43,060,768
363	3,891,936	-	-	3,891,936	3,422,316
464	421,617	-	-	421,617	460,620
327	4,313,553	-	-	4,313,553	3,882,936
877	43,348,067	240,000	-	43,588,067	46,943,704
877				43,588,067	46,943,704



**TOWN OF VICTORIA PARK
 NOTES TO AND FORMING PART OF THE FINANCIAL REPORT
 FOR THE YEAR ENDED 30 JUNE 2021**

28. RATING INFORMATION (Continued)

(b) Discounts, Incentives, Concessions, & Write-offs

The Town did not provide any discounts, waivers or concessions with regards to the payment of rates.

Waivers or Concessions


**Rate or Fee and
 Charge to which
 the Waiver or
 Concession is Granted**

	Type	Discount %	Discount \$	2021 Actual \$	2021 Budget \$
Rates	Write off	0.00%	0.00	1,611	9
Fees & Charges	Write off	0.00%	0.00	706	10,0
Total write offs				2,317	11,0

2020
Actual

\$

99	939
02	1,410
01	2,349



TOWN OF VICTORIA PARK
 NOTES TO AND FORMING PART OF THE FINANCIAL REPORT
 FOR THE YEAR ENDED 30 JUNE 2021

28. RATING INFORMATION (Continued)

(c) Interest Charges & Instalments

Instalment Options	Date Due	Instalment Plan Admin Charge \$	Instalment Plan Interest Rate %	Unpaid Rates Interest Rate %
Option One				
Single full payment	02/10/2020	Nil	Nil	4.00%
Option Two				
First instalment	02/10/2020	Nil	2.00%	4.00%
Second instalment	08/12/2020	7.00	2.00%	4.00%
Third instalment	23/02/2021	7.00	2.00%	4.00%
Fourth instalment	28/04/2021	7.00	2.00%	4.00%

	2021 Actual \$	2021 Budget \$	2020 Actual \$
Interest on unpaid rates	69,267	204,500	234,411
Interest on Deferred Rates	2,953	4,002	5,150
Interest on instalment plan	84,565	250,000	247,780
Charges on instalment plan	128,247	260,000	263,676
	285,032	718,502	751,017



TOWN OF VICTORIA PARK
NOTES TO AND FORMING PART OF THE FINANCIAL REPORT
FOR THE YEAR ENDED 30 JUNE 2021

29. RATE SETTING STATEMENT INFORMATION

Notes	2020/21	2020/21	2020/21	2019/20		
	(30 June 2021 Carried Forward)	Budget (30 June 2021 Carried Forward)	(1 July 2020 Brought Forward)	(30 June 2020 Carried Forward)		
	\$	\$	\$	\$		
(a) Non-cash amounts excluded from operating activities						
The following non-cash revenue or expenditure has been excluded from amounts attributable to operating activities within the Rate Setting Statement in accordance with <i>Financial Management Regulation 32</i> .						
Adjustments to operating activities						
	Less: Profit on asset disposals	10(a)	(62,019)	(1,704,507)	(275)	(275)
	Less: Contract Assets					
	Less: Fair value adjustments to financial assets at amortised cost (WALGA LG House Trust)		-	-	(1,868)	(1,868)
	Less: Share of net profit of associates and joint ventures accounted for using the equity method		(1,435,089)	-	(362,936)	(362,936)
	Less: Movement in Net Share of Interest in Associate		12,639	-	78,570	78,570
	Add: Movement in pensioner deferred rates (non-current)		21,225	-	45,114	45,114
	Less: Movement in employee benefit provisions (non-current)		(149,268)	-	159,935	159,935
	Less: Movement in Inventory (Land held for development TPRC non-current)		(636,855)	-	25,344	25,344
	Add: Movement of inventory (Land held for resale TPRC current)		301,016	-	16,030	16,030
	Add: Loss on disposal of assets	10(a)	1,894,759	70,884	12,050	46,212
	Add: Loss on revaluation of fixed assets	13	-	-	10,853,801	-
	Add: Depreciation on non-current assets	10(c)	9,595,447	9,565,650	9,464,247	9,464,247
	Non cash amounts excluded from operating activities		9,541,849	7,932,027	20,290,013	9,470,374
(b) Surplus/(deficit) after imposition of general rates						
The following current assets and liabilities have been excluded from the net current assets used in the Rate Setting Statement in accordance with <i>Financial Management Regulation 32</i> to agree to the surplus/(deficit) after imposition of general rates.						
Adjustments to net current assets						
	Less: Reserves - cash/financial asset backed	4	(53,222,743)	(44,341,015)	(45,567,473)	(45,567,473)
	Less: Current assets not expected to be received at end of year					
	- Land held for resale	7	(191,500)	-	(492,516)	(492,516)
	- Current assets restricted to trading undertaking		-	(6,146,196)	-	-
	Add: Current liabilities not expected to be cleared at end of year					
	- Current portion of borrowings	18(a)	2,798,462	3,527,980	3,149,536	3,149,536
	- Current portion of term deposits moved to non-current		7,000,000			
	- Current portion of lease liabilities		73,678	-	64,155	64,155
	- Unadjusted suspense items		-	(74,758)	-	-
	Total adjustments to net current assets		(43,542,103)	(47,033,989)	(42,846,298)	(42,846,298)
Net current assets used in the Rate Setting Statement						
	Total current assets		61,766,669	62,123,428	65,794,751	65,794,751
	Less: Total current liabilities		(17,440,068)	(15,063,055)	(13,329,764)	(13,329,764)
	Less: Total adjustments to net current assets		(43,542,103)	(47,033,989)	(42,846,298)	(42,846,298)
	Net current assets used in the Rate Setting Statement		784,498	26,384	9,618,689	9,618,689



**TOWN OF VICTORIA PARK
NOTES TO AND FORMING PART OF THE FINANCIAL REPORT
FOR THE YEAR ENDED 30 JUNE 2021**

30. FINANCIAL RISK MANAGEMENT

This note explains the Town's exposure to financial risks and how these risks could affect the Town's future financial performance.

Risk	Exposure arising from	Measurement	Management
Market risk - interest rate	Long term borrowings at variable rates	Sensitivity analysis	Utilise fixed interest rate borrowings
Credit risk	Cash and cash equivalents, trade receivables, financial assets and debt investments	Aging analysis Credit analysis	Diversification of bank deposits, credit limits. Investment policy
Liquidity risk	Borrowings and other liabilities	Rolling cash flow forecasts	Availability of committed credit lines and borrowing facilities

The Town does not engage in transactions expressed in foreign currencies and is therefore not subject to foreign currency risk.

Financial risk management is carried out by the finance area under policies approved by the Council. The finance area identifies, evaluates and manages financial risks in close co-operation with the operating divisions. Council have approved the overall risk management policy and provide policies on specific areas such as investment policy.

(a) Interest rate risk

Cash and cash equivalents

The Town's main interest rate risk arises from cash and cash equivalents with variable interest rates, which exposes the Town to cash flow interest rate risk. Short term overdraft facilities also have variable interest rates however these are repaid within 12 months, reducing the risk level to minimal.

Excess cash and cash equivalents are invested in fixed interest rate term deposits which do not expose the Town to cash flow interest rate risk. Cash and cash equivalents required for working capital are held in variable interest rate accounts and non-interest bearing accounts. Carrying amounts of cash and cash equivalents at the 30 June and the weighted average interest rate across all cash and cash equivalents and term deposits held disclosed as financial assets at amortised cost are reflected in the table below.

	Weighted Average Interest Rate %	Carrying Amounts \$	Fixed Interest Rate \$	Variable Interest Rate \$	Non Interest Bearing \$
2021					
Cash and cash equivalents	0.20%	40,128,544	-	40,128,544	-
Financial assets at amortised cost - term deposits	0.63%	17,000,000	17,000,000	-	-
2020					
Cash and cash equivalents	1.00%	45,086,829	-	45,086,829	-
Financial assets at amortised cost	0.87%	16,000,000	16,000,000	-	-

Sensitivity analysis


Profit or loss is sensitive to higher/lower interest income from cash and cash equivalents as a result of changes in interest rates.

	2021	2020
	\$	\$
Impact of a 1% movement in interest rates on profit and loss and equity*	401,285	450,868

* Holding all other variables constant

Borrowings

Borrowings are subject to interest rate risk - the risk that movements in interest rates could adversely affect funding costs. The Town manages this risk by borrowing long term and fixing the interest rate to the situation considered the most advantageous at the time of negotiation. The Town does not consider there to be any interest rate risk in relation to borrowings. Details of interest rates applicable to each borrowing may be found at Note 18(b).



**TOWN OF VICTORIA PARK
NOTES TO AND FORMING PART OF THE FINANCIAL REPORT
FOR THE YEAR ENDED 30 JUNE 2021**

30. FINANCIAL RISK MANAGEMENT (Continued)

(b) Credit risk

Trade and Other Receivables

The Town's major receivables comprise rates annual charges and user fees and charges. The major risk associated with these receivables is credit risk – the risk that the debts may not be repaid. The Town manages this risk by monitoring outstanding debt and employing debt recovery policies. It also encourages ratepayers to pay rates by the due date through incentives.

Credit risk on rates and annual charges is minimised by the ability of the Town to recover these debts as a secured charge over the land, that is, the land can be sold to recover the debt. The Town was historically able to charge interest on overdue rates and annual charges at higher than market rates, which further encourages payment.

The level of outstanding receivables is reported to Council monthly and benchmarks are set and monitored for acceptable collection performance.

The Town applies the AASB 9 simplified approach to measuring expected credit losses using a lifetime expected loss allowance for all trade receivables. To measure the expected credit losses, rates receivable are separated from other trade receivables due to the difference in payment terms and security for rates receivable.

The expected loss rates are based on the payment profiles of rates and fees and charges over a period of 36 months before 1 July 2020 or 1 July 2021 respectively and the corresponding historical losses experienced within this period. Historical credit loss rates are adjusted to reflect current and forward-looking information on macroeconomic factors such as the ability of ratepayers and residents to settle the receivables. Housing prices and unemployment rates have been identified as the most relevant factor in repayment rates, and accordingly adjustments are made to the expected credit loss rate based on these factors.

The loss allowance as at 30 June 2021 and 30 June 2020 was determined as follows for trade receivables.

	Current	More than 30 days past due	More than 60 days past due	More than 90 days past due	Total
30 June 2021					
Sundry Debtors					
Expected credit loss	2.19%	3.36%	5.06%	43.86%	
Gross carrying amount	449,268	292,809	55,551	631,726	1,429,354
Loss allowance	9,839	9,838	2,811	277,075	299,563
30 June 2020					
Sundry Debtors					
Expected credit loss	2.19%	3.36%	5.06%	43.86%	
Gross carrying amount	78,713	3,828	33,288	974,310	1,090,139
Loss allowance	1,724	129	1,684	427,332	430,869



30. FINANCIAL RISK MANAGEMENT (Continued)

(b) Credit risk (Continued)

Contract Assets

The Town's contract assets represent work completed, which have not been invoiced at year end. This is due to the Town not having met all the performance obligations in the contract which give an unconditional right to receive consideration. The Town applies the simplified approach to measure expected credit losses which uses a lifetime expected loss allowance for all contract assets. To measure the expected credit losses, contract assets have been grouped based on shared credit risk characteristics and the days past due. Contract assets have substantially the same risk characteristics as the trade receivables for the same types of contracts. The Town has therefore concluded that the expected loss rates for trade receivables are a reasonable approximation of the loss rates for the contract assets.



**TOWN OF VICTORIA PARK
NOTES TO AND FORMING PART OF THE FINANCIAL REPORT
FOR THE YEAR ENDED 30 JUNE 2021**

30. FINANCIAL RISK MANAGEMENT (Continued)

(c) Liquidity risk

Payables and borrowings

Payables and borrowings are both subject to liquidity risk – that is the risk that insufficient funds may be on hand to meet payment obligations as and when they fall due. The Town manages this risk by monitoring its cash flow requirements and liquidity levels and maintaining an adequate cash buffer. Payment terms can be extended and overdraft facilities drawn upon if required and disclosed in Note 18(d).

The contractual undiscounted cash flows of the Town's payables and borrowings are set out in the liquidity table below. Balances due within 12 months equal their carrying balances, as the impact of discounting is not significant.

	Due within 1 year	Due between 1 & 5 years	Due after 5 years	Total contractual cash flows	Carrying values
	\$	\$	\$	\$	\$
<u>2021</u>					
Payables	6,090,062	-	-	6,090,062	6,527,295
Borrowings	2,798,462	11,210,127	2,777,296	16,785,885	16,785,885
Contract liabilities	2,822,696	513,000	-	3,335,696	3,335,696
Lease liabilities	73,678	20,069	-	93,747	93,747
	<u>11,784,898</u>	<u>11,743,196</u>	<u>2,777,296</u>	<u>26,305,390</u>	<u>26,742,623</u>
<u>2020</u>					
Payables	5,446,139	-	-	5,446,139	5,446,139
Borrowings	3,454,595	11,947,852	5,609,365	21,011,812	19,935,421
Contract liabilities	376,463	-	-	376,463	376,463
Lease liabilities	82,144	102,680	-	184,824	157,901
	<u>9,359,341</u>	<u>12,050,532</u>	<u>5,609,365</u>	<u>27,019,238</u>	<u>25,915,924</u>



31. EVENTS OCCURRING AFTER THE END OF THE REPORTING PERIOD

The following material or significant events occurred after the end of the reporting period that require disclosure in the financial report.

Guarantees

Subsequent to the balance sheet date on 19 August, the Mindarie Regional Council (MRC) determined to terminate its arrangement in relation to Resource Recovery Facility Agreement (RRFA) early. The Town's response was called on to contribute to the termination payment in proportion to its one twelfth share in MRC. Council of Town of Victoria Park endorsed the payment approval of a total \$7.083M to the MRC. Payment was made in August 2021, fully extinguishing the Town's obligation under the RRFA. No adjustments have been made to the financial statements at 30 June 2021.



**TOWN OF VICTORIA PARK
NOTES TO AND FORMING PART OF THE FINANCIAL REPORT
FOR THE YEAR ENDED 30 JUNE 2021**

32 INITIAL APPLICATION OF AUSTRALIAN ACCOUNTING STANDARDS

During the year, the Town adopted all of the new and revised Australian Accounting Standards and Interpretations which were compiled, became mandatory and which were applicable to its operations.

(a) AASB 1059 Service Concession Arrangements: Grantors

Service concessions assets are those assets where a third-party operator constructs assets for the Town, upgrades existing assets of the Town or uses existing assets of the Town to operate and maintain the assets to provide a public service, for a specified period of time. Where, in these circumstances, the third-party operator provides a public service on behalf of the Town and is deemed to manage at least some of the services under its own discretion, the assets are classified as service concession assets. Newly constructed or upgraded assets are measured at current replacement cost in accordance with the cost approach to fair value in AASB 13 Fair Value Measurement. In the case of existing assets, these are reclassified and treated in the same manner with any difference at the date of reclassification between the carrying amount of the assets and their fair value (current replacement cost) being treated as if it is a revaluation of the asset.

The Town has considered the requirements of AASB 1059 Service Concession Arrangements: Grantors, and confirms that the Town has no existing arrangements that fall within the scope of this standard.



**TOWN OF VICTORIA PARK
NOTES TO AND FORMING PART OF THE FINANCIAL REPORT
FOR THE YEAR ENDED 30 JUNE 2021**

33. OTHER SIGNIFICANT ACCOUNTING POLICIES

a) Goods and services tax (GST)

Revenues, expenses and assets are recognised net of the amount of GST, except where the amount of GST incurred is not recoverable from the Australian Taxation Office (ATO).

Receivables and payables are stated inclusive of GST receivable or payable. The net amount of GST recoverable from, or payable to, the ATO is included with receivables or payables in the statement of financial position.

Cash flows are presented on a gross basis. The GST components of cash flows arising from investing or financing activities which are recoverable from, or payable to, the ATO are presented as operating cash flows.

b) Current and non-current classification

The asset or liability is classified as current if it is expected to be settled within the next 12 months, being the Town's operational cycle. In the case of liabilities where the Town does not have the unconditional right to defer settlement beyond 12 months, such as vested long service leave, the liability is classified as current even if not expected to be settled within the next 12 months. Inventories held for trading are classified as current or non-current based on the Town's intentions to release for sale.

c) Rounding off figures

All figures shown in this annual financial report, other than a rate in the dollar, are rounded to the nearest dollar. Amounts are presented in Australian Dollars.

d) Comparative figures

Where required, comparative figures have been adjusted to conform with changes in presentation for the current financial year.

When the Town applies an accounting policy retrospectively, makes a retrospective restatement or reclassifies items in its financial statements that has a material effect on the statement of financial position, an additional (third) statement of financial position as at the beginning of the preceding period in addition to the minimum comparative financial statements is presented.

e) Budget comparative figures

Unless otherwise stated, the budget comparative figures shown in this annual financial report relate to the original budget estimate for the relevant item of disclosure.

f) Superannuation

The Town contributes to a number of superannuation funds on behalf of employees. All funds to which the Town contributes are defined contribution plans.

g) Fair value of assets and liabilities

Fair value is the price that the Town would receive to sell the asset or would have to pay to transfer a liability, in an orderly (i.e. unforced) transaction between independent, knowledgeable and willing market participants at the measurement date.

As fair value is a market-based measure, the closest equivalent observable market pricing information is used to determine fair value. Adjustments to market values may be made having regard to the characteristics of the specific asset or liability. The fair values of assets that are not traded in an active market are determined using one or more valuation techniques. These valuation techniques maximise, to the extent possible, the use of observable market data.

To the extent possible, market information is extracted from either the principal market for the asset or liability (i.e. the market with the greatest volume and level of activity for the asset or liability) or, in the absence of such a market, the most advantageous market available to the entity at the end of the reporting period (i.e. the market that maximises the receipts from the sale of the asset after taking into account transaction costs and transport costs).

For non-financial assets, the fair value measurement also takes into account a market participant's ability to use the asset in its highest and best use or to sell it to another market participant that would use the asset in its highest and best use.

h) Fair value hierarchy

AASB 13 requires the disclosure of fair value information by level of the fair value hierarchy, which categorises fair value measurement into one of three possible levels based on the lowest level that an input that is significant to the measurement can be categorised into as follows:

Level 1

Measurements based on quoted prices (unadjusted) in active markets for identical assets or liabilities that the entity can access at the measurement date.

Level 2

Measurements based on inputs other than quoted prices included in Level 1 that are observable for the asset or liability, either directly or indirectly.

Level 3

Measurements based on unobservable inputs for the asset or liability.

The fair values of assets and liabilities that are not traded in an active market are determined using one or more valuation techniques. These valuation techniques maximise, to the extent possible, the use of observable market data. If all significant inputs required to measure fair value are observable, the asset or liability is included in Level 2. If one or more significant inputs are not based on observable market data, the asset or liability is included in Level 3.

Valuation techniques

The Town selects a valuation technique that is appropriate in the circumstances and for which sufficient data is available to measure fair value. The availability of sufficient and relevant data primarily depends on the specific characteristics of the asset or liability being measured. The valuation techniques selected by the Town are consistent with one or more of the following valuation approaches:

Market approach

Valuation techniques that use prices and other relevant information generated by market transactions for identical or similar assets or liabilities.

Income approach

Valuation techniques that convert estimated future cash flows or income and expenses into a single discounted present value.

Cost approach

Valuation techniques that reflect the current replacement cost of the service capacity of an asset.

Each valuation technique requires inputs that reflect the assumptions that buyers and sellers would use when pricing the asset or liability, including assumptions about risks. When selecting a valuation technique, the Town gives priority to those techniques that maximise the use of observable inputs and minimise the use of unobservable inputs. Inputs that are developed using market data (such as publicly available information on actual transactions) and reflect the assumptions that buyers and sellers would generally use when pricing the asset or liability are considered observable, whereas inputs for which market data is not available and therefore are developed using the best information available about such assumptions are considered unobservable.

i) Impairment of assets

In accordance with Australian Accounting Standards the Town's cash generating non-specialised assets, other than inventories, are assessed at each reporting date to determine whether there is any indication they may be impaired.

Where such an indication exists, an impairment test is carried out on the asset by comparing the recoverable amount of the asset, being the higher of the asset's fair value less costs to sell and value in use, to the asset's carrying amount.

Any excess of the asset's carrying amount over its recoverable amount is recognised immediately in profit or loss, unless the asset is carried at a revalued amount in accordance with another Standard (e.g. AASB 116) whereby any impairment loss of a revalued asset is treated as a revaluation decrease in accordance with that other Standard.

For non-cash generating specialised assets that are revalued, such as roads, drains, public built annual assessment of impairment is required. Revaluations need only be made with sufficient frequency where the carrying value does not differ materially from that which would be determined using fair value at the end of the reporting period.



**TOWN OF VICTORIA PARK
NOTES TO AND FORMING PART OF THE FINANCIAL REPORT
FOR THE YEAR ENDED 30 JUNE 2021**

34. ACTIVITIES/PROGRAMS

Town operations as disclosed in these financial statements encompass the following service orientated activities/programs.

PROGRAM NAME AND OBJECTIVES	ACTIVITIES
<p>GOVERNANCE To provide a decision making process for the efficient allocation of scarce resources.</p>	Includes the activities of members of Councils and the administrative support available to the Council for the provision of governance of the district. Other costs relates to the task of assisting elected members and ratepayers on matters which do not concern specific local government services.
<p>GENERAL PURPOSE FUNDING To collect revenue to finance Council activities.</p>	Includes the activities of collection rates including differential rates and interim rates, interest and fees on instalment arrangements and interest on arrears. Amounts receivable from the Western Australian Local Government Grants Commission for untied grants such as the Financial Assistance Grants. Interest revenue received on municipal and reserve investments is allocated to this program.
<p>LAW, ORDER, PUBLIC SAFETY To provide services to ensure a safer community.</p>	Provision of community safety through ranger services and equitable parking management services including registering and impounding of cats and dogs. Revenue allocated to this program includes cat and dog registrations, infringements, fees and charges and prosecutions.
<p>HEALTH To provide an operational framework for good community health.</p>	Administration, inspection and operation of programs concerned with the general health of the community through the environmental health area. Revenues and expenses relating to regulation and monitoring of food premises including food sample analysis and noise complaints.
<p>EDUCATION AND WELFARE To assist in meeting the education needs of the community.</p>	Administration, support and operation of services for children, youth, seniors and persons with a disability. Provision of community development programs such as community grant
<p>COMMUNITY AMENITIES To provide services required by the community.</p>	Administration and operation of the refuse collection and disposal services. Provision of programs for the management and protection of the environment including the Grow it local program. The administration of strategic town planning schemes, planning applications and associated land issues.
<p>RECREATION AND CULTURE To establish and manage facilities for the well-being of the community.</p>	Administration and operation of the community halls, recreation centres (Aqualife and Leisurelife), parks, sporting facilities and Libraries. Provision of heritage and community programs and events such as Anzac Day Citizenship ceremonies, Remembrance day and Summer street party.
<p>TRANSPORT To provide effective infrastructure to the community in the most efficient way.</p>	Administration, maintenance and construction of roads, drainage, footpaths, including road verges, streetscapes, crossovers, road signs, street trees, street signage and street lighting.
<p>ECONOMIC SERVICES To promote the Town and improve its economic base.</p>	The development, promotion, support and research of economic development issues with the community and progression of urban development projects. Provision of building control and swimming pool inspection services. Revenue allocated to this program includes building application, permit / inspection fees and prosecution collections.
<p>OTHER PROPERTY AND SERVICES To provide services required by the community</p>	Provision of administrative, leadership, project management and plant operation services.



**TOWN OF VICTORIA PARK
NOTES TO AND FORMING PART OF THE FINANCIAL REPORT
FOR THE YEAR ENDED 30 JUNE 2021**

35. FINANCIAL RATIOS

	2021 Actual	2020 Actual	2019 Actual
Current ratio	8.12	1.52	1.44
Asset consumption ratio	0.79	0.55	0.73
Asset renewal funding ratio	1.06	1.06	1.01
Asset sustainability ratio	0.67	0.75	0.62
Debt service cover ratio	2.26	(0.51)	6.07
Operating surplus ratio	(0.04)	(0.19)	0.11
Own source revenue coverage ratio	0.91	0.79	1.07

The above ratios are calculated as follows:

Current ratio	$\frac{\text{current assets minus restricted assets}}{\text{current liabilities minus liabilities associated with restricted assets}}$
Asset consumption ratio	$\frac{\text{depreciated replacement costs of depreciable assets}}{\text{current replacement cost of depreciable assets}}$
Asset renewal funding ratio	$\frac{\text{NPV of planned capital renewal over 10 years}}{\text{NPV of required capital expenditure over 10 years}}$
Asset sustainability ratio	$\frac{\text{capital renewal and replacement expenditure}}{\text{depreciation}}$
Debt service cover ratio	$\frac{\text{annual operating surplus before interest and depreciation}}{\text{principal and interest}}$
Operating surplus ratio	$\frac{\text{operating revenue minus operating expenses}}{\text{own source operating revenue}}$
Own source revenue coverage ratio	$\frac{\text{own source operating revenue}}{\text{operating expense}}$



**TOWN OF VICTORIA PARK
NOTES TO AND FORMING PART OF THE FINANCIAL REPORT
FOR THE YEAR ENDED 30 JUNE 2021**

36. ASSOCIATE ENTITY RESTATEMENT AND GUARANTEE PAYMENT

(a) Mindarie Regional Council (MRC) - Prior Period Restatement

The service concession arrangements relates to the 20-year Resource Recovery Facility Agreement (RRFA) with with an agreement end date of 2030. Under the agreement the operator has responsibility to manage the facility for the purpose of processing the member council's waste on behalf of MRC. On termination of the agreement MRC will assume all rights and responsibilities in relation to the assets and liabilities of the Service Concession.

MRC adopted AASB 1059 Service Concession Arrangement: Grantors (issued December 2014) on 1 July 2019 resulting in changes to accounting policies. In accordance with transition provisions of AASB 1059, MRC adopted the new rules retrospectively by recognising and measuring service concession assets and related liabilities on 1 July 2019.

The impact of MRC adopting AASB 1059 Service Concession Assets on the Town's Financial Statements is as follows:

	Previously Reported 30 June 2020 \$	Application of AASB 1059 increase \$	Restated 30 June 2020 \$
(a) Changes to the Statement of Comprehensive Income			
Net Share of Interest in Associate	(37,435)	(41,134)	(78,569)
(b) Changes to the Statement of Financial Position			
Investments in associate	9,593,401	(3,324,127)	6,269,274
(c) Changes to Equity			
Retained Surplus as at 1 July 2019	112,011,915	(3,453,345)	108,558,570
Adjustment to revaluation surplus (2020)	444,961,876	170,351	445,132,227
Net result for the year (2020)	(4,225,644)	(41,134)	(4,266,778)

(b) Guarantee Payment

Subsequent to balance sheet date, MRC determined to terminate its arrangement early in relation to RRFA noted above. MRC's early termination payment to the operator was guaranteed by the member councils. On the 24 August 2021 the Town paid its one twelfth proportion amounting to \$7.083M (refer to Note 31). The Town's financial statements as at 30 June 2021 do not incorporate the \$7.083M payout and it will be reported in next year's 2021/22 financial statements.





Auditor General

INDEPENDENT AUDITOR'S REPORT 2021 Town of Victoria Park

To the Councillors of the Town of Victoria Park

Report on the audit of the annual financial report

Opinion

I have audited the financial report of the Town of Victoria Park (Town) which comprises:

- the Statement of Financial Position at 30 June 2021, the Statement of Comprehensive Income by Nature or Type, Statement of Comprehensive Income by Program, Statement of Changes in Equity, Statement of Cash Flows and Rate Setting Statement for the year then ended
- Notes comprising a summary of significant accounting policies and other explanatory information
- the Statement by the Chief Executive Officer.

In my opinion the financial report of the Town of Victoria Park:

- is based on proper accounts and records
- fairly represents, in all material respects, the results of the operations of the Town for the year ended 30 June 2021 and its financial position at the end of that period in accordance with the *Local Government Act 1995* (the Act) and, to the extent that they are not inconsistent with the Act, Australian Accounting Standards.

Basis for opinion

I conducted my audit in accordance with Australian Auditing Standards. My responsibilities under those standards are further described in the Auditor's responsibilities section below. I am independent of the Town in accordance with the *Auditor General Act 2006* and the relevant ethical requirements of the Accounting Professional & Ethical Standards Board's APES 110 *Code of Ethics for Professional Accountants (including Independence Standards)* (the Code) that are relevant to my audit of the financial report. I have also fulfilled my other ethical responsibilities in accordance with the Code. I believe that the audit evidence I have obtained is sufficient and appropriate to provide a basis for my opinion.

Emphasis of matter – Basis of accounting

I draw attention to Note 36 of the annual financial report, which: (a) discloses the 2020 financial impact of the initial application of accounting standards AASB 1059 from the associate entity; and (b) discloses a guarantee payment made by the Town subsequent to reporting date. My opinion is not modified in respect of these matters.

Page 1 of 3

7th Floor Albert Facey House 408 Wellington Street Perth MAIL TO: Perth BC PO Box 8488 Perth WA 6848 TEL: 08 6257 7300

Responsibilities of the Chief Executive Officer and Council for the financial report

The Chief Executive Officer (CEO) of the Town is responsible for the preparation and fair presentation of the financial report in accordance with the requirements of the Act, the Regulations and Australian Accounting Standards. The CEO is also responsible for managing internal control (as required by the CEO) to ensure the financial report is free from material misstatement, whether due to fraud or error.

In preparing the financial report, the CEO is responsible for assessing the Town's ability to continue as a going concern, disclosing, as applicable, matters related to going concern and using the going concern basis of accounting unless the State Government has made decisions affecting the continued existence of the Town.

The Council is responsible for overseeing the Town's financial reporting process.

Auditor's responsibility for the audit of the financial report

As required by the *Auditor General Act 2006*, my responsibility is to express an opinion on the financial report. The objectives of my audit are to obtain reasonable assurance about whether the financial report as a whole is free from material misstatement, whether due to fraud or error, and to issue an auditor's report that includes my opinion. Reasonable assurance is a high level of assurance but is not a guarantee that an audit conducted in accordance with Australian Auditing Standards will always detect a material misstatement when it exists.

Misstatements can arise from fraud or error and are considered material if, individually or in the aggregate, they could reasonably be expected to influence the economic decisions of users taken on the basis of the financial report. The risk of not detecting a material misstatement resulting from fraud is higher than for one resulting from error, as fraud may involve collusion, forgery, intentional omissions, misrepresentations or the override of internal control.

A further description of my responsibilities for the audit of the financial report is located on the Auditing and Assurance Standards Board website. This description forms part of my auditor's report and can be found at https://www.auasb.gov.au/auditors_responsibilities/ar4.pdf.

Report on other legal and regulatory requirements

In accordance with the Local Government (Audit) Regulations 1996 I report that:

- (i) In my opinion, the following material matter indicates a significant adverse trend in the financial position of the Town:
 - a) The Asset Sustainability Ratio is below the Department of Local Government, Sport and Cultural Industries' standard for the past 3 years. The financial ratios are reported at Note 35 of the annual financial report.
- (ii) The following material matter indicating non-compliance with Part 6 of the Act, the Regulations or applicable financial controls of any other relevant written law was identified during the course of my audit:
 - a) The Town does not have appropriate restrictions as required by job role/functions when provisioning super user access accounts. Excessive super user access to application, server and database may allow inappropriate and unauthorized changes to go undetected.
- (iii) All required information and explanations were obtained by me.
- (iv) All audit procedures were satisfactorily completed.



- (v) In my opinion, the Asset Consumption Ratio and the Asset Renewal Funding Ratio included in the financial report were supported by verifiable information and reasonable assumptions.

Other information

The other information is the information in the entity's annual report for the year ended 30 June 2021, but not the financial report and my auditor's report. The CEO is responsible for the preparation and the Council for overseeing the other information.

My opinion does not cover the other information and, accordingly, I do not express any form of assurance conclusion thereon.

Matters relating to the electronic publication of the audited financial report

This auditor's report relates to the financial report of the Town of Victoria Park for the year ended 30 June 2021 included on the Town's website. The Town's management is responsible for the integrity of the Town's website. This audit does not provide assurance on the integrity of the Town's website. The auditor's report refers only to the financial report described above. It does not provide an opinion on any other information which may have been hyperlinked to/from this financial report. If users of the financial report are concerned with the inherent risks arising from publication on a website, they are advised to refer to the hard copy of the audited financial report to confirm the information contained in this website version of the financial report.



Caroline Spencer
Auditor General for Western Australia
Perth, Western Australia
20 January 2022



**WE'RE OPEN
VIC PARK**

#LOVEVICPARK

victoriapark.wa.gov.au