



MARKYT 

Community and Wellbeing Scorecard

2023

Prepared for



TOWN OF
VICTORIA PARK

Prepared by



CATALYSE
FUTYR | MARKYT | CULTYR

Contents

Strategic overview	3	Community facilities	73
The study	11	Volunteering and philanthropy	80
Overall performance	10	Community safety	83
Overall perceptions of life in the Town of Victoria Park	17	Planning and development	87
MARKYT® industry comparisons	21	Moving around	93
MARKYT® community trends	26	Sustainability	100
MARKYT® community priorities	29	Prosperity	106
Community action plans for the top three priority areas	32	Life-long learning	114
Personal wellbeing scores	36	Place activation and tourism	119
Sense of community	39	Leadership and governance	123
An inclusive place	44	Community engagement	135
Health and wellbeing	52	Overview of community variances	145
Diet and nutrition	57	MARKYT® community priorities: other stakeholder groups	149
Sport, recreation and leisure	65	Recommendations	154

Strategic overview

Vision



45

% agree

16% points above the Industry Average and down 4% points from 2019

Liveability

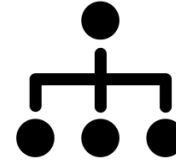


79

Performance Index Score

3 index points above the Industry Average and down 5 points from 2019

Governance



60

Performance Index Score

7 index points above the Industry Average and down 4 points from 2019

Rates Value



51

Performance Index Score

7 index points above the Industry Average and down 1 point from 2019

Top 3 performers

- Public transport
- Library services
- Festivals, events, art and cultural activities

Most improved

- Streetscapes, trees and verges
- Sustainable practices / climate change
- Parking management

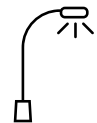
Strongest compared to other councils

- Economic development and job creation
- Multiculturalism / recognition of cultural diversity
- Area's character and identity

Priorities



Community safety and crime prevention



Lighting of streets and public places



Sustainable practices / climate change

SOCIAL

Sustainable, connected, safe and diverse places for everyone.

Trend and benchmark shows variances between last study and industry average

↓ Down by 5 or more points
= Steady (within +/- 5 points)
↑ Up by 5 or more points

Factor	Indicator	Measure	2015	2019	2023	Trend	Benchmark	Comparison	Source
Quality of life	Current quality of life	Mean	-	-	7.5	-	7.1	=	Gallop World Poll
	Future quality of life (5 years)	Mean	-	-	8.0	-	-	-	-
Sense of community	Strong community spirit in my local area	% Agree	-	-	65	-	59	↑	MARKYT
	I feel like I belong in my local community	% Agree	-	-	62	-	59	=	MARKYT
	I can readily access support and help when needed	% Agree	-	-	56	-	49	↑	MARKYT
Youth	Youth services and facilities	Performance Index Score	54	58	51	↓	48	=	MARKYT
Children	Services and facilities for families and children	Performance Index Score	-	65	61	=	55	↑	MARKYT
Seniors	Seniors' services and facilities	Performance Index Score	55	60	60	=	54	↑	MARKYT
Disability	Disability access and inclusion	Performance Index Score	58	58	58	=	52	↑	MARKYT
Cultural diversity	My local community appreciates, respects and celebrates diversity	% Agree	-	-	69	-	-	-	MARKYT
	Recognition / respect for First Nations peoples	Performance Index Score	-	-	61	-	62	=	MARKYT
	Multiculturalism and racial harmony	Performance Index Score	-	68	68	=	60	↑	MARKYT
	Festivals, events, art and cultural activities	Performance Index Score	65	74	71	=	62	↑	MARKYT
Safety	Community safety and crime prevention	Performance Index Score	-	48	40	↓	49	↓	MARKYT
	Lighting of streets and public places	Performance Index Score	55	52	47	↓	53	↓	MARKYT
Animals	Animal management	Performance Index Score	60	61	58	=	54	=	MARKYT

SOCIAL

Sustainable, connected, safe and diverse places for everyone.

Trend and benchmark shows variances between last study and industry average

↓ Down by 5 or more points
= Steady (within +/- 5 points)
↑ Up by 5 or more points

Factor	Indicator	Measure	2015	2019	2023	Trend	Benchmark	Comparison	Source
Health and community	Access to health and community services	Performance Index Score	-	64	62	=	57	↑	MARKYT
	Wellbeing programs and education	Performance Index Score	-	-	56	=	53	=	MARKYT
	My life has a sense of purpose	% agree	-	-	79	-	72	↑	MARKYT
	Mental health	Wellbeing Index Score	-	-	57	-	59	=	MARKYT
	Diet & Nutrition	Wellbeing Index Score	-	-	61	-	-	-	-
	Fruit consumption	% 2+ serves	-	-	45	-	41	=	WA Health Study
	Vegetable consumption	% 5+ serves/day	-	-	15	-	10	↑	WA Health Study
	Fast food consumption	% 3+ times/week	-	-	7	-	7	=	WA Health Study
	Alcohol consumption: high short-term risk	% respondents	-	-	10	-	11	=	WA Health Study
	Smoking status	% current smoker	-	-	7	-	10	=	WA Health Study
Sport and recreation	Sport and recreation facilities and services	Performance Index Score	62	69	67	=	65	=	MARKYT
	I can easily access parks, reserves, other open spaces	% Agree	-	-	87	-	-	-	-
	Level of physical activity	% 3+ hours/week	-	-	71	-	-	-	-
	Exercise	Wellbeing Index Score	-	-	53	-	-	-	-
	Satisfied with range of things to see and do	% Agree	-	-	67	-	-	-	-

ENVIRONMENT

Sustainable, liveable, healthy and green places.

Trend and benchmark shows variances between last study and industry average

↓ Down by 5 or more points
= Steady (within +/- 5 points)
↑ Up by 5 or more points

Factor	Indicator	Measure	2015	2019	2023	Trend	Benchmark	Comparison	Source
Place	Place to live	Performance Index Score	-	84	79	↓	76	=	MARKYT
	Proud of the area where I live	% Agree	-	-	72	-	69	=	MARKYT
Overall appearance	Area's character and identity	Performance Index Score	NA	68	65	=	57	↑	MARKYT
Planning	Responsible growth and development	Performance Index Score	49	59	55	↓	46	↑	MARKYT
	Planning and building approvals	Performance Index Score	NA	50	48	=	43	↑	MARKYT
Buildings	Housing	Performance Index Score	NA	65	60	↓	52	↑	MARKYT
	Community buildings, halls and toilets	Performance Index Score	61	59	56	=	57	=	MARKYT
Heritage	Preserving & promoting local history & heritage	Performance Index Score	59	59	59	=	58	=	MARKYT
Moving around	Local roads	Performance Index Score	58	65	59	↓	49	↑	MARKYT
	Traffic management	Performance Index Score	51	59	50	↓	52	=	MARKYT
	Parking management	Performance Index Score	50	48	50	=	52	=	MARKYT
	Footpaths and cycleways	Performance Index Score	52	56	55	=	53	=	MARKYT
	Walk, bike, skateboard to commute	% monthly or more often	-	-	57	-	-	-	-
	Used e-bike, e-scooter or similar to commute	% monthly or more often	-	-	10	-	-	-	-
	Used public transport	% monthly or more often	-	-	63	-	-	-	-
	Public transport	Performance Index Score	NA	78	76	=	55	↑	MARKYT

ENVIRONMENT

Sustainable, liveable, healthy and green places.

Trend and benchmark shows variances between last study and industry average

↓ Down by 5 or more points
= Steady (within +/- 5 points)
↑ Up by 5 or more points

Factor	Indicator	Measure	2015	2019	2023	Trend	Benchmark	Comparison	Source
Natural environment	Sustainable practices and climate change	Performance Index Score	-	56	58	=	49	↑	MARKYT
	Conservation and environmental management	Performance Index Score	56	58	59	=	53	↑	MARKYT
Waste	Waste management	Performance Index Score	63	69	59	↓	63	=	MARKYT
Environmental health	Environmental health management	Performance Index Score	57	61	54	↓	55	=	MARKYT
Green spaces	Streetscapes, trees and verges	Performance Index Score	52	57	62		54	↑	MARKYT
	Playgrounds, parks and reserves	Performance Index Score	66	73	69	↓	66	=	MARKYT

ECONOMIC

Sustainable, diverse, resilient and prosperous places.

Trend and benchmark shows variances between last study and industry average

↓ Down by 5 or more points
= Steady (within +/- 5 points)
↑ Up by 5 or more points

Factor	Indicator	Measure	2015	2019	2023	Trend	Benchmark	Comparison	Source
Economy	Place to work or operate a business	Performance Index Score	-	-	72	-	59	↑	MARKYT
	Economic development and job creation	Performance Index Score	55	56	56	=	43	↑	MARKYT
	Work/work opportunities	Wellbeing Index Score	-	-	64	-	54	↑	MARKYT
	Regularly work more than 50 hours a week	% respondents	-	-	28	-	13	↑	ABS
	Financial situation	Wellbeing Index Score	-	-	58	-	52	↑	MARKYT
	Save every now and then, regularly or a lot	% respondents	-	-	75	-	-	-	-
	Town centre development / activation	Performance Index Score	-	63	58	↓	46	↑	MARKYT
Tourism	Place to visit	Performance Index Score	-	81	76	↓	69	↑	MARKYT
	Tourism and destination marketing	Performance Index Score	-	56	57	=	47	↑	MARKYT
Life-long learning	Education, training and personal development	Performance Index Score	-	59	57	↓	49	↑	MARKYT
	Library services	Performance Index Score	70	74	75	=	71	=	MARKYT
	Participated in educational activities over past year	% respondents	-	-	60	-	-	-	-
	Feel they have sufficient training to get a job	% respondents	-	-	77	-	-	-	-
Technology	Feel in touch with changing technology	% Agree	-	-	81	-	-	-	-

CIVIC LEADERSHIP

Showing leadership by communicating with, empowering and supporting people in the community.

Trend and benchmark shows variances between last study and industry average

↓ Down by 5 or more points
= Steady (within +/- 5 points)
↑ Up by 5 or more points

Factor	Indicator	Measure	2015	2019	2023	Trend	Benchmark	Comparison	Source
Leadership	Council's leadership	Performance Index Score	-	57	51	↓	46	↑	MARKYT
	Clear vision	% Agree	-	49	45	↓	29	↑	MARKYT
	Town's Strategic Community Plan	Performance Index Score	-	-	55	-	46	↑	MARKYT
	Council listens and respects views	% Agree	-	38	35	=	27	↑	MARKYT
	Good understanding of community needs	% Agree	-	48	39	↓	29	↑	MARKYT
	Council clearly explains reasons for decisions	% Agree	-	34	30	↓	22	↑	MARKYT
	Advocacy and lobbying	Performance Index Score	-	57	47	↓	43	=	MARKYT
	Value for money	Performance Index Score	44	52	51	=	44	↑	MARKYT
Brand values	Progressive	% Agree	-	66	56	↓	-	-	-
	Approachable	% Agree	-	54	49	↓	-	-	-
Governance	Governing organisation	Performance Index Score	58	64	60	↓	53	=	MARKYT
	Embraces change, innovation and technology		-	63	58	↓	48	↑	MARKYT
	Customer service		55	65	60	↓	57	=	MARKYT
Community engagement	Consultation		50	58	52	↓	42	↑	MARKYT
	Communication		53	65	57	↓	46	↑	MARKYT
Engagement channels	Website	-	65	58	↓	55	=	MARKYT	
	VIBE – printed newsletter	-	67	63	↓	62	=	MARKYT	
	E-newsletters	-	63	60	=	56	=	MARKYT	
	Social media posts	-	63	57	-	53	=	MARKYT	
	'Your Thoughts' (online engagement platform)	-	63	58	-	50	↑	MARKYT	

The Study



Department of
**Local Government, Sport
and Cultural Industries**

DLGSC's Integrated Planning and Reporting Framework requires local councils to review the **Strategic Community Plan** at least once every two years.

MARKYT Community Scorecard

The Town of Victoria Park commissioned a MARKYT® Community Scorecard to:

- Support a review of the Strategic Community Plan (SCP)
- Assess performance against objectives and key performance indicators (KPIs) in the SCP
- Determine community priorities
- Benchmark performance



Approach

The Town of Victoria Park commissioned CATALYSE® to conduct an independent review of customer and community aspirations, perceptions and priorities.

Scorecard invitations were sent to randomly selected households and customers as follows:

- The MARKYT® Community Scorecard was mailed to 1,000 homes and emailed to 7,000 customers.
- The MARKYT® Wellbeing Scorecard was mailed to 1,000 homes and emailed to 7,000 customers.
- Respondents who completed a scorecard online were invited to complete both scorecards.

The Town of Victoria Park provided supporting promotions through its communication channels, inviting all community members and customers to opt-in to complete a scorecard.

The study was open from 15 May to 2 June 2023. During this time:

- Community scorecards were completed by 667 community members
- Wellbeing scorecards were completed by 560 community members

	Resident	Local business	Out of area ratepayer / visitor	Elected Member / City employee
MARKYT® Community Scorecard	617	71	44	8
MARKYT® Wellbeing Scorecard	560	70	49	6

As responses were similar between the random and opt-in samples, results were combined.

The main body of this report shows responses from residents. Results from other community groups are reported separately at the end of this report.

Resident data was weighted by age and gender to match the ABS Census population profile. Where sub-totals add to ±1% of the parts, this is due to rounding errors to zero decimal places.



LOTE: Language other than English
* Includes a small number of 14-17 year olds

Respondent profile

% respondents (weighted)

% of respondents		Community	Wellbeing	% of respondents		Community	Wellbeing
Home tenure	Home owner	84	84	Cultural diversity	Person with disability	8	7
	Renting / Other	16	15		First Nations person	2	2
Suburb	Bentley	1	1		Mainly speak language other than English at home	7	7
	Burswood	5	5		None of these	67	70
	Carlisle	22	22		No response	16	14
	East Victoria Park	34	38		Highest level of education	Year 9 and below	Questions only asked in MARKYT® Wellbeing Scorecard
	Lathlain	8	8	Certificate I & II Level		0	
	St James	7	6	Year 10 and above		7	
	Victoria Park	22	20	Certificate III & IV Level		10	
	Other	1	0	Diploma Level		7	
Gender	Male	48	49	Bachelor Degree Level		31	
	Female	49	50	Graduate Diploma / Certificate Level		9	
	Non-binary	2	2	Postgrad Degree Level		21	
	I use a different term	<1	<1	No response		14	
	Answered together	<1	<1	Full-time		45	
	No response	<1	<1	Casual / part-time	18		
Respondent age	18-34*	37	37	Self employed	9		
	35-49	26	26	Unemployed	1		
	50-64	19	19	Unable to work	1		
	65+	18	18	Home duties	5		
Have child aged:	0-4 years	12	13	Retired	15		
	5-11 years	14	14	Student	4		
	12-17 years	9	9	Other	2		
	18+ years	6	6	No response	12		
	No children	53	53				
	No response	16	14				
Employment status							

*18-34 year old group includes a small number of 14-17 year olds

MARKYT Benchmarks | participating councils

CATALYSE® has conducted studies for close to 70 councils. When councils ask comparable questions, we publish the high and average scores to enable participating councils to recognise and learn from the industry leaders. In this report, the average and high scores are calculated from councils that have completed a MARKYT® accredited study within the past three years.



How to read MARKYT® performance dashboards

Performance Ratings
The chart shows community perceptions of performance on a five point scale from excellent to terrible.

Trend analysis shows how performance varies over time.

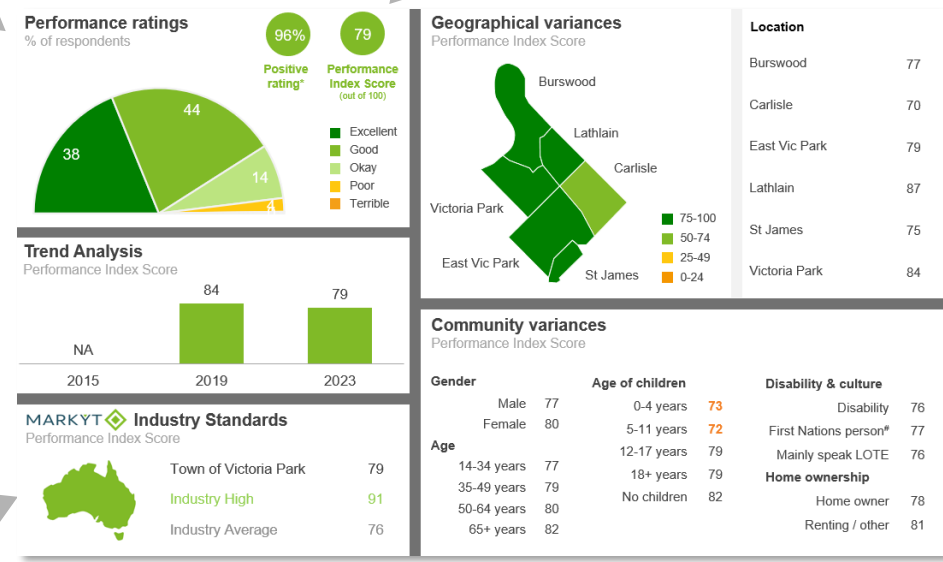
MARKYT® Industry Standards
Show Council performance compared to other councils.

Council Score is the Council's performance index score.
Industry High is the highest score achieved by participating councils.
Industry Average is the average score among participating.

Positive rating
Is the percentage of respondents who provided a rating of okay, good or excellent.

The **Performance Index Score** is a weighted score out of 100.

Score	Average Rating
100	Excellent
75	Good
50	Okay
25	Poor
0	Terrible



Geographical variances
Maps variances across the region by location.

Community variances
Shows how performance ratings vary across the community by key demographics.

Overall perceptions of life in the Town of Victoria Park

Performance ratings

Place to live

Performance ratings

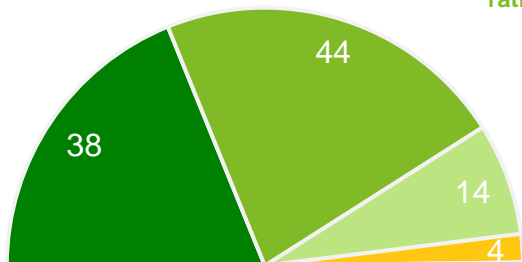
% of respondents

96%

Positive rating*

79

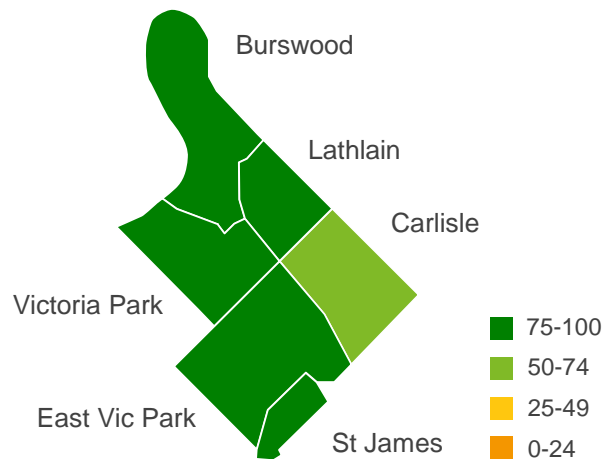
Performance Index Score (out of 100)



- Excellent
- Good
- Okay
- Poor
- Terrible

Geographical variances

Performance Index Score

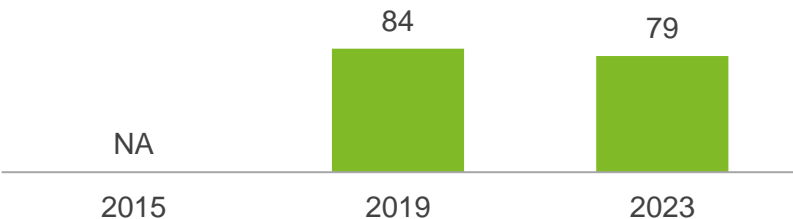


Location

Burswood	77
Carlisle	70
East Vic Park	79
Lathlain	87
St James	75
Victoria Park	84

Trend Analysis

Performance Index Score



Community variances

Performance Index Score

Gender

Male	77
Female	80

Age of children

0-4 years	73
5-11 years	72
12-17 years	79
18+ years	79
No children	82

Disability & culture

Disability	76
First Nations person#	77
Mainly speak LOTE	76

Age

14-34 years	77
35-49 years	79
50-64 years	80
65+ years	82

Home ownership

Home owner	78
Renting / other	81

MARKYT Industry Standards

Performance Index Score



Town of Victoria Park	79
Industry High	91
Industry Average	76

Q. How would you rate performance in the following areas?

Base: All respondents, excludes 'unsure' and 'no response' (n = 614).

* Positive Rating = excellent, good + okay # Small sample size (<20 respondents)

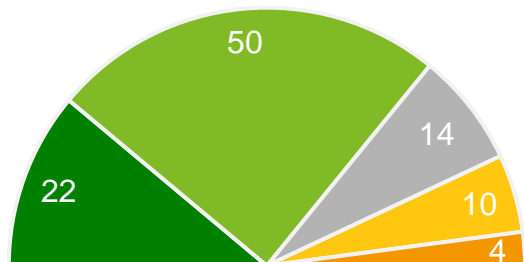
I am proud of the area where I live

Level of agreement

% of respondents

72%

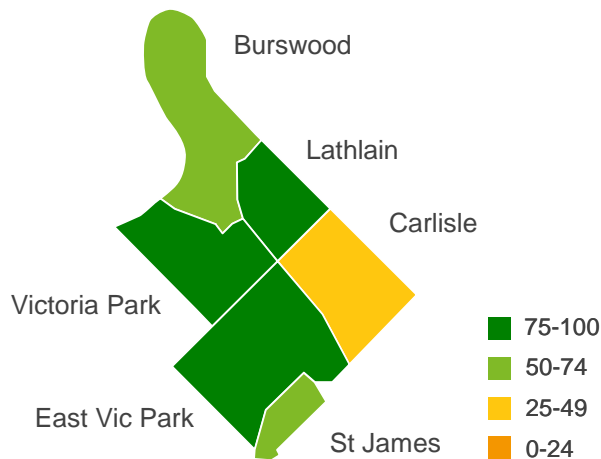
Total Agree



- Strongly agree
- Agree
- Neutral
- Disagree
- Strongly disagree

Geographical variances

% agree



Location

Burswood	70
Carlisle	46
East Vic Park	80
Lathlain	92
St James	68
Victoria Park	77

Trend Analysis

% agree



MARKYT Industry Standards

% agree



Town of Victoria Park	72
Industry High	76
Industry Average	69

Community variances

% agree

Gender

Male	71
Female	72

Age of children

0-4 years	73
5-11 years	72
12-17 years	81
18+ years	76
No children	73

Disability & culture

Disability	74
First Nations person#	95
Mainly speak LOTE	73

Age

14-34 years	68
35-49 years	77
50-64 years	72
65+ years	72

Home ownership

Home owner	70
Renting / other	79

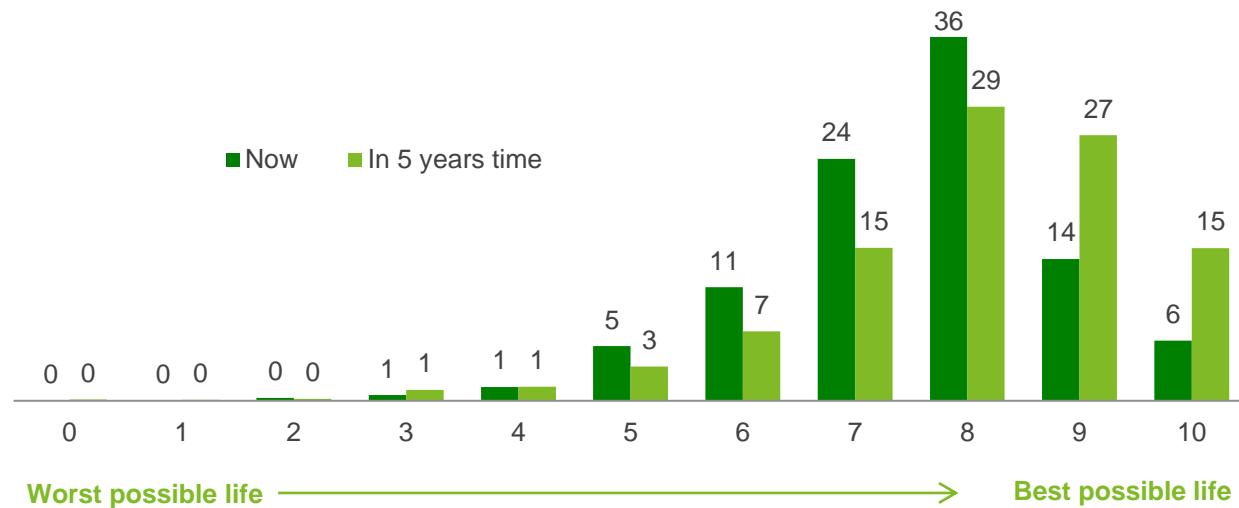
Q. How strongly do you agree or disagree with the following statements?

Base: All respondents, excludes 'unsure' and 'no response' (n = 531). # Small sample size (<20 respondents)

Quality of life ratings now and in five years' time

Quality of life ratings

% of respondents



Industry Comparisons

Average rating



Town of Victoria Park 7.5

Australia (2021)[^] 7.1

Variances across the community

Average rating

	Total	Gender		Age				Have child aged:					Cultural group		Education level					Employment status					Home tenure		Location						
		Male	Female	18-34 years	35-49 years	50-64 years	65+ years	No children	0-4 years	5-11 years	12-17 years	18+ years	Disability	LOTE	Secondary Education	Certificate IV	Diploma	Bachelor Degree	Graduate Diploma	Postgraduate Degree	Full-time	Casual / part-time	Self employed	Home duties	Retired	Home owner	Renting / Other	Burswood	Carlisle	East Victoria Park	Lathlain	St James	Victoria Park
Now	7.5	7.6	7.5	7.3	7.3	7.7	8.2	7.6	7.3	7.4	7.3	7.7	6.3	7.8	7.8	7.5	8.0	7.5	7.6	7.4	7.4	7.5	7.4	7.3	8.3	7.6	7.3	7.2	7.3	7.5	7.7	7.7	7.6
Future	8.0	8.1	8.0	8.3	8.0	7.9	7.7	7.8	8.5	8.1	8.0	8.1	6.9	8.2	8.3	7.6	7.6	8.1	8.3	8.1	8.1	8.1	8.1	8.5	7.7	8.0	8.0	7.9	7.9	8.2	8.2	8.7	7.6

Q. Overall, how good is your life when you step back and think about it? How would you score your life now? And, in 5 years time?

0 = worst possible life; 10 = best possible life. Base: All respondents, excludes 'unsure' and 'no response' (now n = 557; in 5 years time n = 548)

[^] Helliwell, J. F., Layard, R., Sachs, J. D., De Neve, J.-E., Aknin, L. B., & Wang, S. (Eds.). (2023). World Happiness Report 2023. New York:

Sustainable Development Solutions Network. <https://worldhappiness.report>

MARKYT industry comparisons

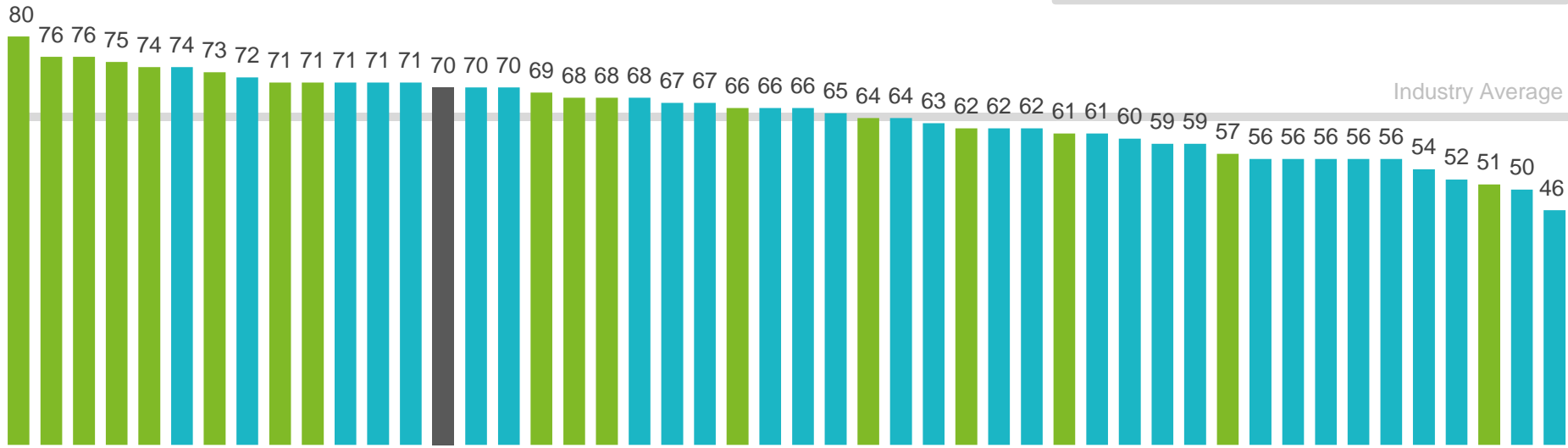
Overall Performance | industry comparisons

The 'Overall Performance Index Score' is a combined measure of the Town of Victoria Park as a 'place to live' and as a 'governing organisation'. The Town of Victoria Park's overall performance index score is 70 out of 100, 5 index points above the industry average.

Overall Performance Index Score

average of 'place to live' and 'governing organisation'

- Town of Victoria Park
- Metropolitan Councils
- Regional Councils



MARKYT Industry Standards

Performance Index Score



Town of Victoria Park	70
Industry High	80
Industry Average	65

How to read the MARKYT Benchmark Matrix

The MARKYT® Benchmark Matrix (shown in detail overleaf) illustrates how the community rates performance on individual measures, compared to how other councils are being rated by their communities.

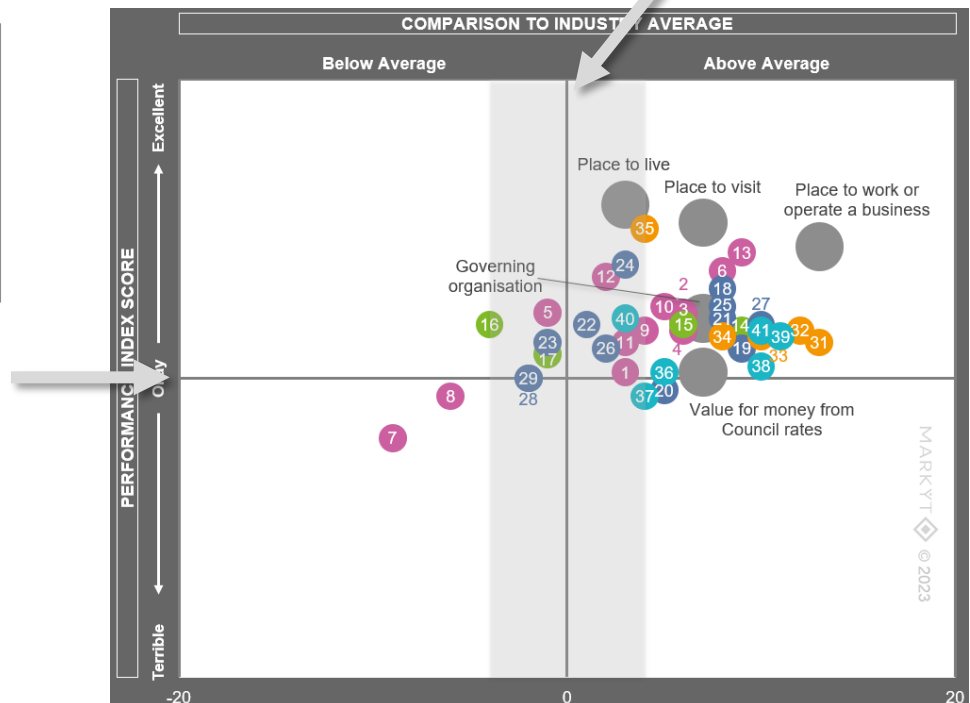
There are two dimensions. The vertical axis maps community perceptions of performance for individual measures. The horizontal axis maps performance relative to the MARKYT® Industry Standards.

Councils aim to be on the right side of this line, with performance ABOVE the MARKYT® Industry Average.

Services are grouped in five areas:

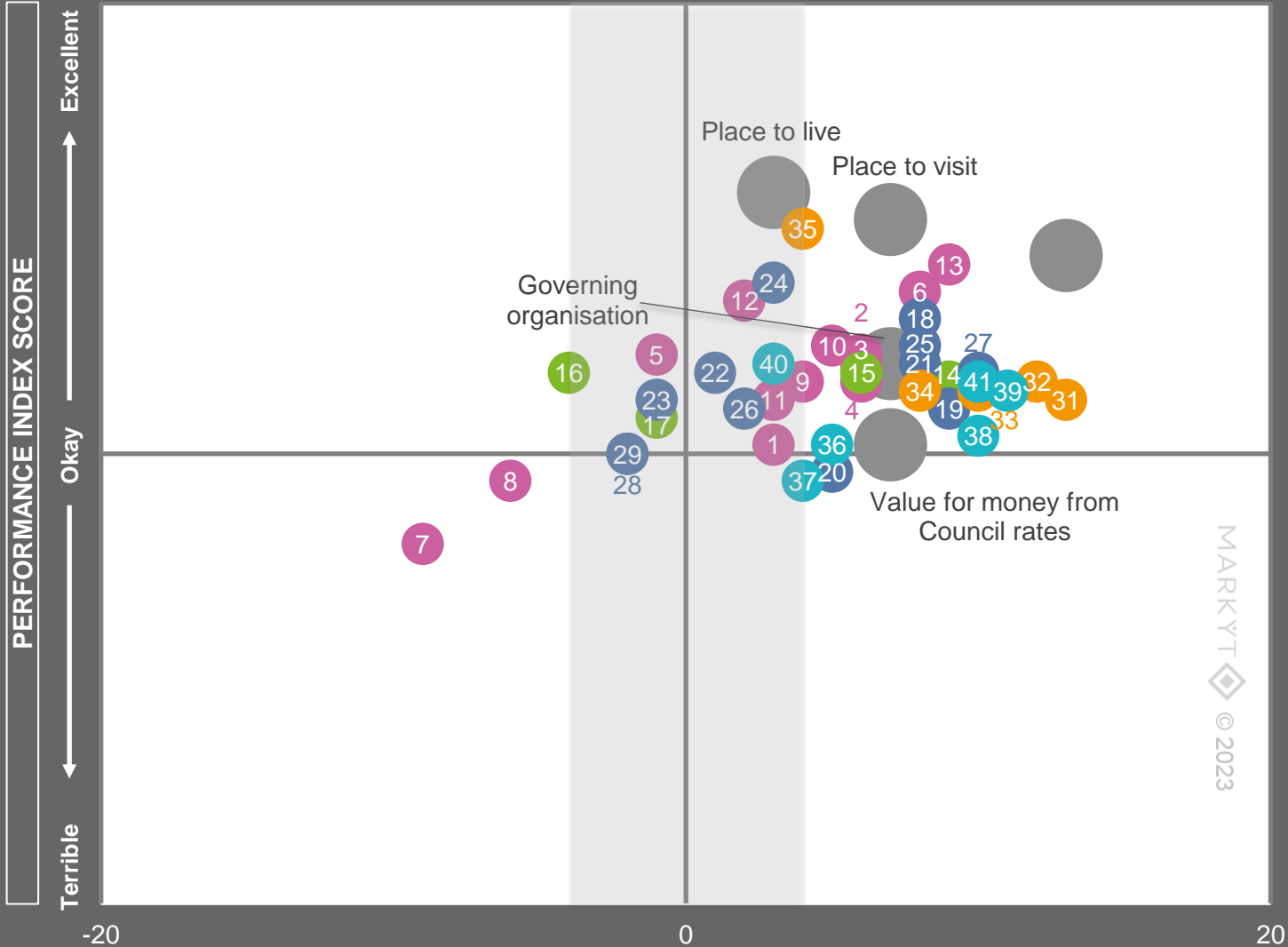
- People
- Planet
- Place
- Prosperity
- Performance

This line represents okay performance based on the MARKYT Performance Index Score. Higher performing service areas are placed above this line while lower performing areas are below it.



MARKYT Benchmark Matrix

COMPARISON TO INDUSTRY AVERAGE



- 1 Youth services & facilities
- 2 Children / family services & facilities
- 3 Seniors' services, facilities & care
- 4 Disability access & inclusion
- 5 Recognition for First Nations peoples
- 6 Multiculturalism
- 7 Community safety & crime prevention
- 8 Lighting of streets & public places
- 9 Animal management
- 10 Health & community services
- 11 Wellbeing programs & education
- 12 Sport & recreation facilities
- 13 Festivals, events, art & cultural activities
- 14 Sustainable practices / climate change
- 15 Conservation management
- 16 Waste management
- 17 Environmental health management
- 18 Area's character & identity
- 19 Responsible growth & development
- 20 Planning & building approvals
- 21 Housing
- 22 Local history & heritage
- 23 Community buildings, halls & toilets
- 24 Playgrounds, parks & reserves
- 25 Streetscapes, trees & verges
- 26 Footpaths & cycleways
- 27 Local roads
- 28 Parking management
- 29 Traffic management
- 30 Public transport
- 31 Economic development & job creation
- 32 Town centre development / activation
- 33 Tourism
- 34 Education & training
- 35 Library services
- 36 Council's leadership
- 37 Advocacy & lobbying
- 38 Consultation
- 39 Communication
- 40 Customer service
- 41 Change, innovation and technology

MARKYT  © 2023

Q. How would you rate performance in the following areas? Base: All respondents, excludes unsure and no response.



The Town of Victoria Park is leading the industry in 4 areas:

- Place to work or operate a business
- Economic development and job creation
- Area's character and identity
- Multiculturalism: recognition of cultural diversity

MARKYT  community trends

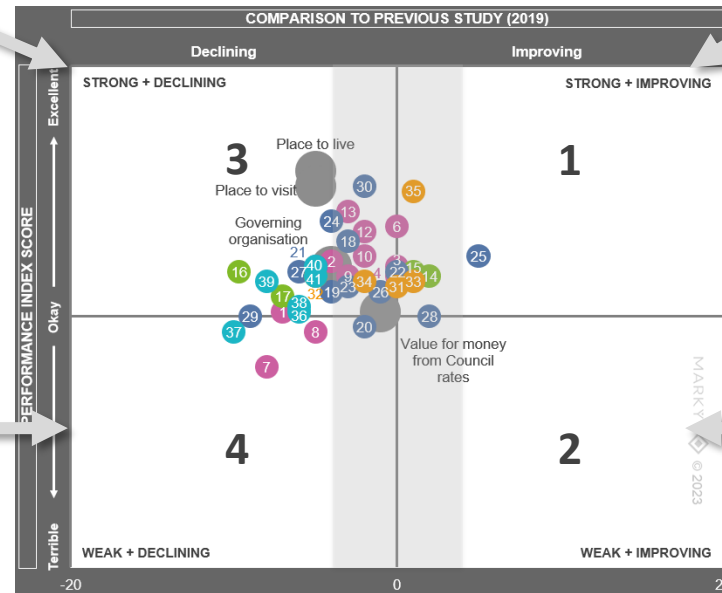
The MARKYT® Community Trends Window shows trends in performance over the past 4 years.

Window 3 includes higher performing services in decline. **Arrest decline** for:

- Waste management
- Traffic management
- Communication

Window 4 includes lower performing areas in decline. The **main concerns** include:

- Advocacy and lobbying
- Community safety and crime prevention
- Lighting of streets and public places



Window 1 includes higher performing areas that have improved. **Stand-out improvers** are:

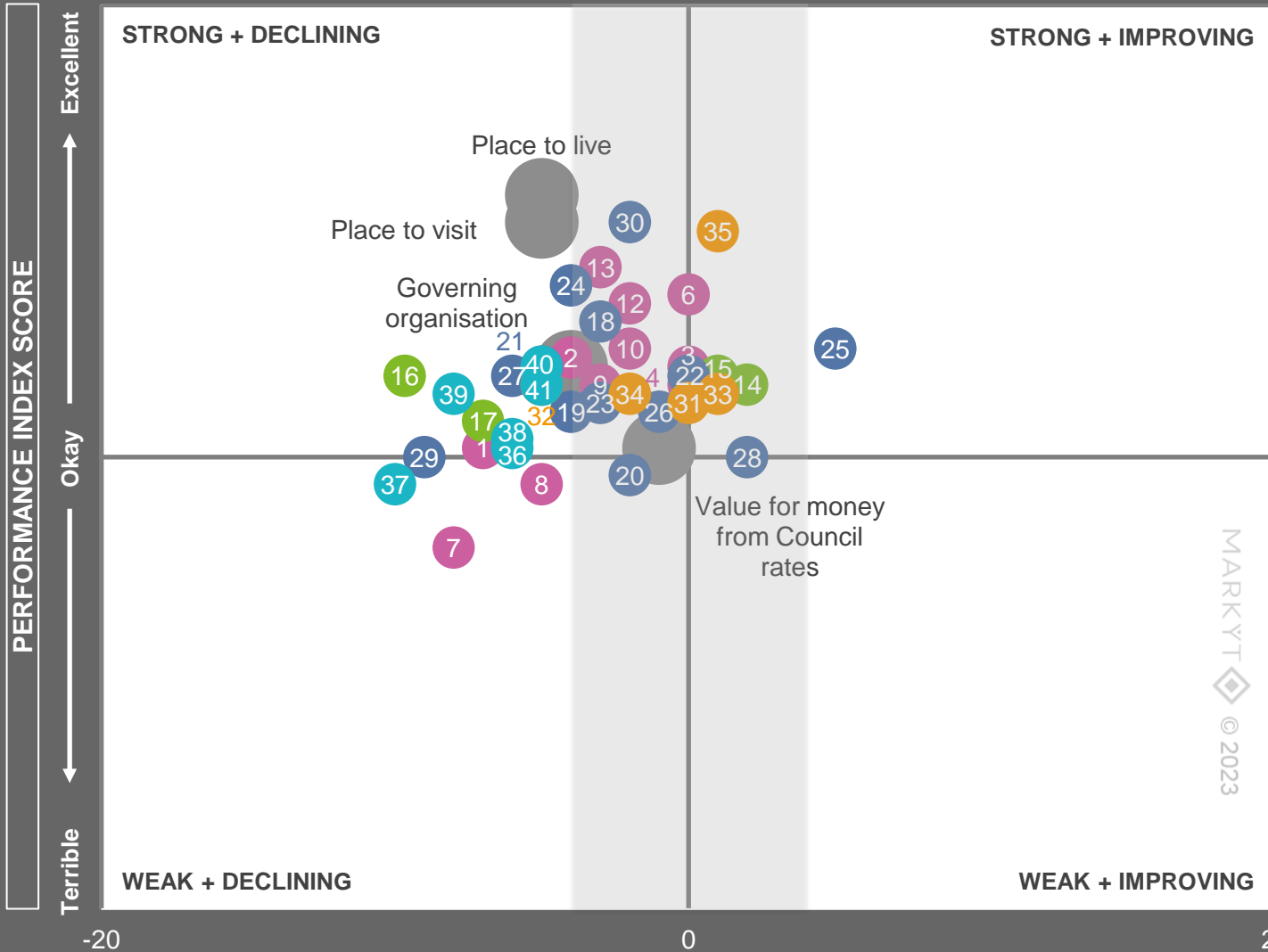
- Streetscapes, trees and verges

Window 2 includes lower performing areas that are improving.

There were no services in this window.

MARKYT Community Trends Window

COMPARISON TO PREVIOUS STUDY (2019)



- 1 Youth services & facilities
- 2 Children / family services & facilities
- 3 Seniors' services, facilities & care
- 4 Disability access & inclusion
- 5 Recognition for First Nations peoples
- 6 Multiculturalism
- 7 Community safety & crime prevention
- 8 Lighting of streets & public places
- 9 Animal management
- 10 Health & community services
- 11 Wellbeing programs & education
- 12 Sport & recreation facilities
- 13 Festivals, events, art & cultural activities
- 14 Sustainable practices / climate change
- 15 Conservation management
- 16 Waste management
- 17 Environmental health management
- 18 Area's character & identity
- 19 Responsible growth & development
- 20 Planning & building approvals
- 21 Housing
- 22 Local history & heritage
- 23 Community buildings, halls & toilets
- 24 Playgrounds, parks & reserves
- 25 Streetscapes, trees & verges
- 26 Footpaths & cycleways
- 27 Local roads
- 28 Parking management
- 29 Traffic management
- 30 Public transport
- 31 Economic development & job creation
- 32 Town centre development / activation
- 33 Tourism
- 34 Education & training
- 35 Library services
- 36 Council's leadership
- 37 Advocacy & lobbying
- 38 Consultation
- 39 Communication
- 40 Customer service
- 41 Change, innovation and technology

MARKYT  community priorities

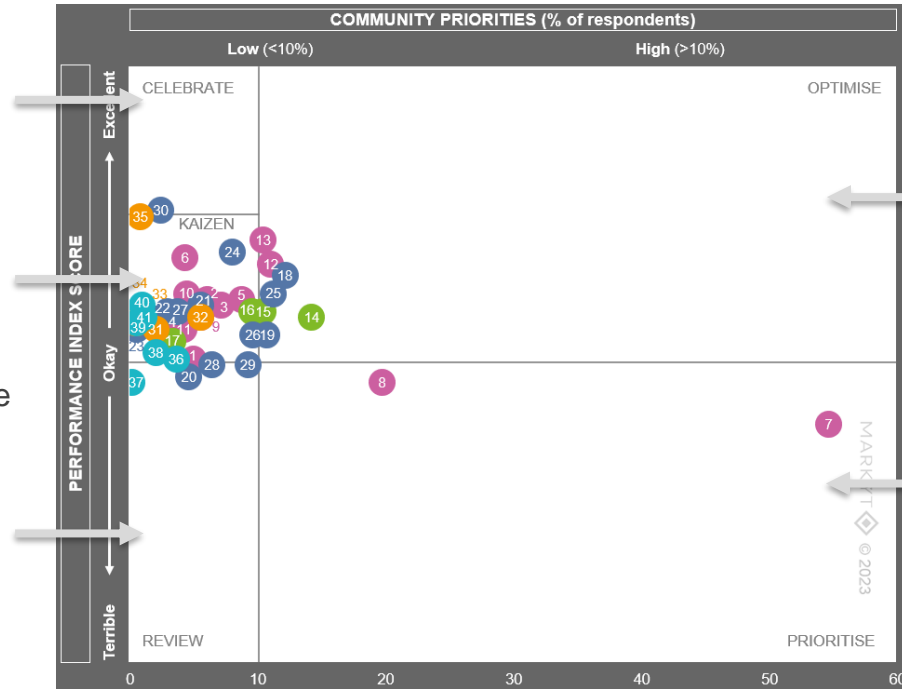
How to read the MARKYT Community Priorities

The MARKYT® Community Priorities chart maps priorities against performance in all service areas.

CELEBRATE the Town's highest performing areas.

KAIZEN: consider ways to continuously improve services with average ratings between okay and good to strive for service excellence

REVIEW lower performing areas.



OPTIMISE higher performing services where the community would like enhancements to better meet their needs.

PRIORITISE lower performing services where the community would like the Town's to focus its attention.

Services are grouped in five areas:

- People
- Planet
- Place
- Prosperity
- Performance

MARKYT Community Priorities

COMMUNITY PRIORITIES (% of respondents)

Low (<10%)

High (>10%)

Excellent

Okay

Terrible

CELEBRATE

OPTIMISE

KAIZEN

REVIEW

PRIORITISE

0 10 20 30 40 50 60

- 1 Youth services & facilities
- 2 Children / family services & facilities
- 3 Seniors' services, facilities & care
- 4 Disability access & inclusion
- 5 Recognition for First Nations peoples
- 6 Multiculturalism
- 7 Community safety & crime prevention
- 8 Lighting of streets & public places
- 9 Animal management
- 10 Health & community services
- 11 Wellbeing programs & education
- 12 Sport & recreation facilities
- 13 Festivals, events, art & cultural activities
- 14 Sustainable practices / climate change
- 15 Conservation management
- 16 Waste management
- 17 Environmental health management
- 18 Area's character & identity
- 19 Responsible growth & development
- 20 Planning & building approvals
- 21 Housing
- 22 Local history & heritage
- 23 Community buildings, halls & toilets
- 24 Playgrounds, parks & reserves
- 25 Streetscapes, trees & verges
- 26 Footpaths & cycleways
- 27 Local roads
- 28 Parking management
- 29 Traffic management
- 30 Public transport
- 31 Economic development & job creation
- 32 Town centre development / activation
- 33 Tourism
- 34 Education & training
- 35 Library services
- 36 Council's leadership
- 37 Advocacy & lobbying
- 38 Consultation
- 39 Communication
- 40 Customer service
- 41 Change, innovation and technology

MARKYT  © 2023

Q. How would you rate performance in the following areas? Base: All respondents, excludes unsure and no response. (n=varies)

Q. Which areas would you most like the Council to focus on improving? Base: All respondents, excludes no response (n = 552)

Community action plans for the top three priority areas

Community driven actions

- Advocate for greater police presence including a 24 hr station, increased patrols and faster response times.
- Collaborate with Police to implement improvements to prevent crime and anti-social behaviour.
- Provide an increased level of ranger and Town security officer patrols to address anti-social behaviour. Focus on hotspots including shopping centres, bus and train stops.
- Facilitate Neighborhood Watch and Eyes on the Street programs for residents.
- Provide incentives for residents to improve security systems.
- Provide improved lighting and CCTV cameras in streets, parks and known hotspots.
- Improve footpaths and cycleways to make it easier and safer to walk and ride through the Town.
- Activate the local areas with youth and family friendly programming and events to create active and involved communities.
- Collaborate with State Government and other agencies to address homelessness.
- Improve streetscaping and the removal of rubbish and shopping trolleys in neighborhoods.

Sample of community voices

"Security in public spaces such as parks, car parks, shopping centres, main street etc."

"Promote awareness to households in each precinct of activities going on to reduce crime."

"Increase CCTV coverage throughout area and provide ranger/security patrols to deter criminal element."

"More CCTV in the area, improved lighting in parks and public spaces after dark, some kind of partnership program with WAPOL. More incentives/financial aid for residents to improve their home security. Something to target the drug problem in the area."

"Improved security. Better resources for those in need, drug dependencies and homelessness. Crack down on anti-social behaviour."

"Improved streetscapes, lighting, community safety and security initiatives. The more run down an area or street, the more crime seems to prevail."

"Prevention is key. We must engage our youth in high school to develop a positive outlook to the community to which they belong. This will go a long way to prevent crime and increase the safety of our community."

"Work in collaboration with the police to get their input on how best to improve in this area and implement an action plan. I'm not an expert in crime prevention, I just know that crime seems to have increased over the last 6 months."

"Make Vic Park a safer place to walk/ride the streets. This includes better footpaths, cycle paths, reducing speed limits etc. Might also be worth reminding the State Government of its responsibilities to provide adequate housing and mental health services to reduce some of the anti-social behaviour common at present."

Community driven actions

- Provide more and better lighting to improve safety – to deter crime, reduce trip hazards, and improve the overall sense of safety to encourage more people to walk, exercise and support local restaurants.
- While the community is grateful for underground power, it is felt that lighting is not as good as it was.
- Suggested places for improved lighting include suburban streets, laneways, parks, playgrounds, bus stops, and railway stations.
- Trim trees to improve lighting.
- Transition to solar powered lighting.
- Use movement sensor lighting.

Sample of community voices

“When power went underground, the streets seem darker.”

“Poor lighting facilitates opportunistic crime (mail theft, smashing car windows, etc).”

“More lighting and better quality. The current lights are often dim and only illuminate a very small area directly underneath them. This leaves you walking through completely black spots where any criminal or trip hazard could be waiting.”

“Make it brighter so crime is less likely as safety is increased.”

“Many streets are dark and feel unsafe at night.”

“I would love if my children and I can walk back home without worrying about our safety at night time. This would also allow more people visiting local restaurants more.”

“More lights on streets to make it safe to exercise and walk around visiting the main food precincts.”

“Replace old outdated street lighting, also install lighting in our laneways which are used by the elderly.”

“The streets in the suburbs need to be better lit to support safer walking in the evenings during the winter months.”

“Many of the streets (Hampshire for example) have large trees obscuring lighting from streetlights, either better management of the trees or alternative lighting is needed.”

“Trees need to be trimmed so lighting is visible.”

“Movement sensor lights in parks.”

Efforts to promote and adopt sustainable practices to address climate change

Community driven actions

- The local community recognises and values efforts by the Town of Victoria Park to promote and encourage the adoption of sustainable practices, but feels Council needs to do a lot more to be a leader in addressing the current climate emergency.
- Suggestions relate to sustainable resource management, including waste, water and energy.
- Introduce FOGO and provide better recycling programs.
- Encourage the adoption of alternative energy sources, install more charging points for electric vehicles and advocate for community grid batteries.
- Extend the urban tree canopy and encourage more native planting.
- Encourage rainwater capture and sustainable irrigation of local parks and reserves.
- Support the sharing of resources, such as community gardens, tool libraries and ride-share programs.
- Encourage more people to walk, cycle and use shared and public transport, with improved connectivity to train stations.
- Provide better access to sustainability information, education, workshops and incentives.

Sample of community voices

“Focus on the next generations needs for a clean planet.”

“I acknowledge the efforts that the ToVP makes, but it isn't enough to support a progressive, leading town.”

“Lead the trend in sustainability. Be self-supplied of water and energy for public spaces at least.”

“The Town has signed a Climate Emergency Declaration so it would be good to see much stronger action on this. Potential workshops on issues such as reduction of car use, electrification, protecting and increasing tree canopy.”

“Installation of a lot more EV chargers and increase in solar panels and community batteries.”

“Consider updating all fleet vehicles to hybrid or fully electric (including rubbish collection trucks).”

“Proper green waste bins that we can put ALL compostable materials into. Comprehensive recycling hub where we can take all small items to be recycled (e-waste, plastic lids, globes, batteries, Containers for Change etc). Currently I have to drop some at Officeworks, some at the Rec Centre...I don't have time for this.”

“We need to shift away from being a car-centric area. Children need to be able to walk or ride to school safely.”

“Grants, loans, and energy assessment support that help retrofit houses and apartments for better energy efficiency would be great. It would also be wonderful to get more support for families and individuals who want to replace cars with cargo bikes, trikes, and e-bikes. This might include partnering with companies that offer rentals so that people can try different options, or offering low-interest loans.”

Personal wellbeing scores

Personal wellbeing scores

While respondents give higher ratings for their overall standard of living, personal relationships, what they are achieving in life, and their personal health, they provide lower ratings for feeling part of their local community.

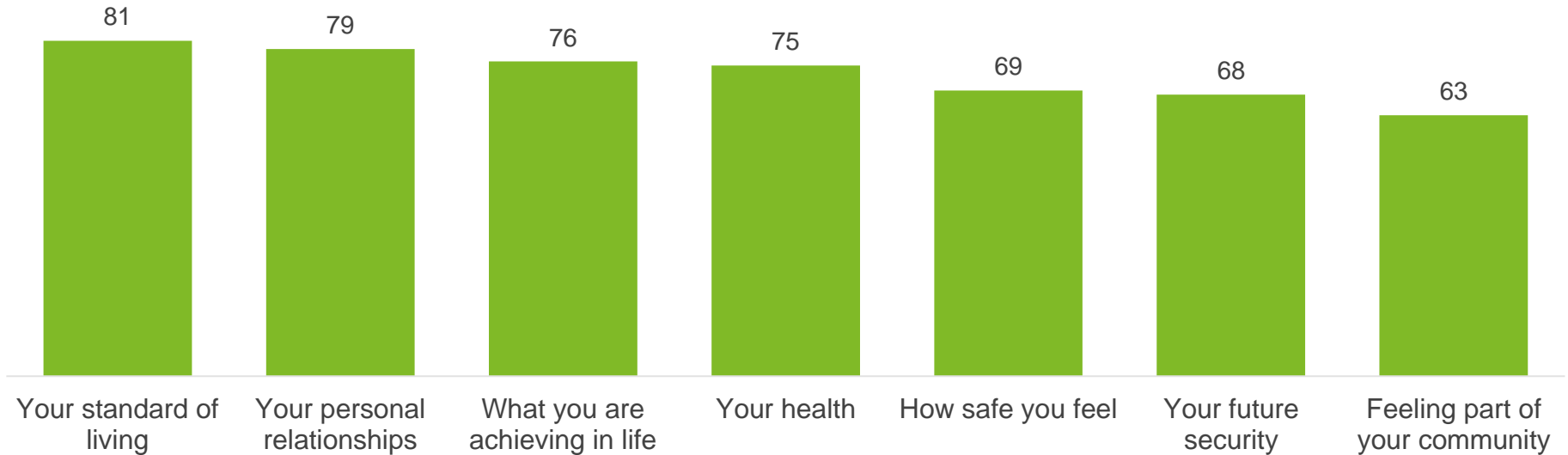
Overall standard of living is rated slightly higher among seniors and those who have retired.

People who mainly speak a language other than English at home also give slightly higher ratings for their personal relationships, what they are achieving in life and their health.

People with disability provide lower scores on all wellbeing measures.

Wellbeing index scores

Score out of 100



Q. How satisfied are you with the following areas? Please give a rating out of 10 where 0 means you feel no satisfaction at all and 10 means you feel completely satisfied. Wellbeing index score = mean rating x 10

Base: All respondents, excludes 'no response' (n = varies from 533-535)

Personal wellbeing scores

Community variances

Variances across the community

Wellbeing Index Score

	Gender		Age				Have child aged:				Cultural group		Education level					Employment status				Home tenure		Location									
	Total	Male	Female	18-34 years	35-49 years	50-64 years	65+ years	No children	0-4 years	5-11 years	12-17 years	18+ years	Disability	LOTE	Secondary Education	Certificate IV	Diploma	Bachelor Degree	Graduate Diploma	Postgraduate Degree	Full-time	Casual / part-time	Self employed	Home duties	Retired	Home owner	Renting / Other	Burswood	Carlisle	East Victoria Park	Lathlain	St James	Victoria Park
Your standard of living	81	81	81	80	80	82	86	82	79	80	79	84	70	81	80	81	84	82	80	82	81	81	80	80	87	82	75	74	80	83	84	80	81
Your personal relationships	79	78	79	79	76	78	81	77	82	83	75	77	66	85	86	74	82	77	81	75	79	77	74	80	80	80	73	77	79	77	82	80	79
What you are achieving in life	76	75	77	77	72	75	79	76	76	77	69	74	63	81	78	70	78	75	79	75	76	76	76	71	78	76	73	70	75	76	76	78	76
Your health	75	74	76	75	73	77	78	75	77	78	71	77	55	82	81	71	81	74	78	74	76	75	69	71	78	76	71	77	73	74	80	77	77
How safe you feel	69	71	66	68	65	69	74	70	67	67	66	69	55	67	69	68	66	71	73	68	68	70	68	61	73	68	70	71	58	70	75	70	72
Your future security	68	69	69	67	66	66	76	70	65	64	63	64	53	67	67	61	66	69	68	67	68	65	69	58	77	67	75	66	68	68	73	67	68
Feeling part of your community	63	61	65	56	64	66	71	64	61	64	64	58	56	63	67	54	67	62	67	64	62	61	66	59	72	64	55	63	58	62	69	59	66

Q. How satisfied are you with the following areas? Please give a rating out of 10 where 0 means you feel no satisfaction at all and 10 means you feel completely satisfied. Base: All respondents, excludes 'no response' (n = varies from 533-535)

Sense of community

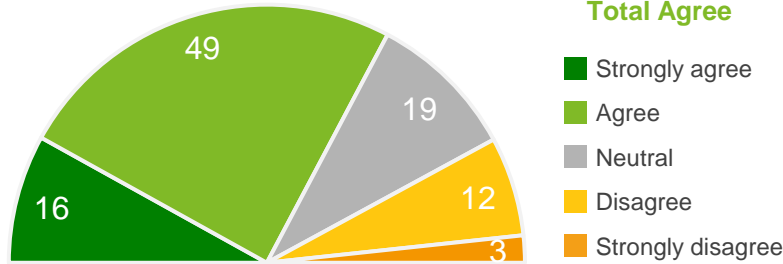
There is strong community spirit in my local area

Level of agreement

% of respondents

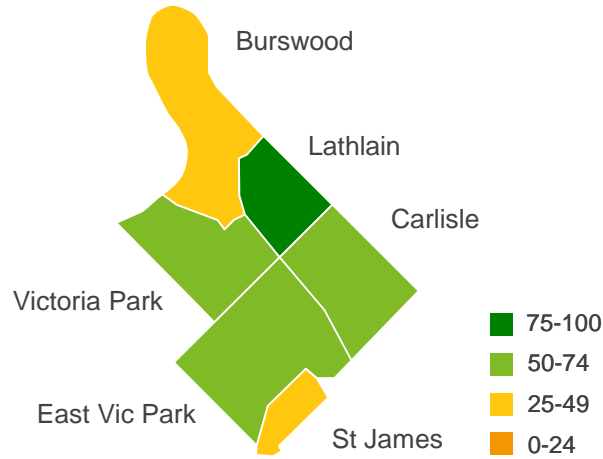


Total Agree



Geographical variances

% agree




Location

Burswood	46
Carlisle	58
East Vic Park	67
Lathlain	83
St James	45
Victoria Park	73

Trend Analysis

% agree



Community variances

% agree

Gender	Age of children	Disability & culture
Male 62	0-4 years 68	Disability 71
Female 70	5-11 years 72	First Nations person# 37
Age	12-17 years 63	Mainly speak LOTE 65
14-34 years 62	18+ years 55	Home ownership
35-49 years 66	No children 69	Home owner 68
50-64 years 68		Renting / other 55
65+ years 70		

MARKYT Industry Standards

% agree



Town of Victoria Park	65
Industry High	80
Industry Average	59

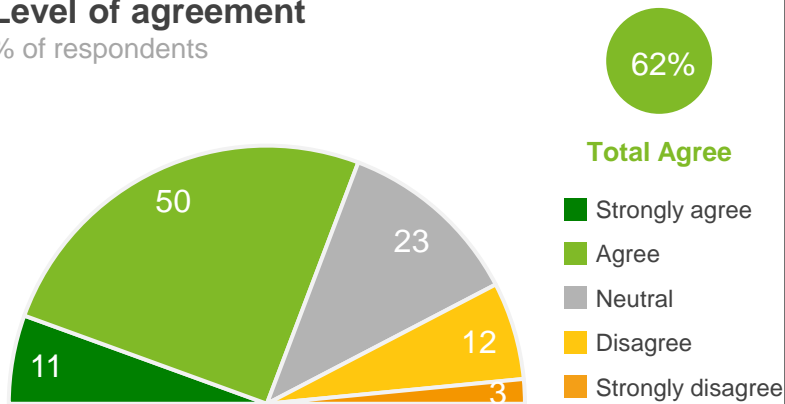
Q. How strongly do you agree or disagree with the following statements?

Base: All respondents, excludes 'unsure' and 'no response' (n = 522). # Small sample size (<20 respondents)

I feel like I belong in my local community

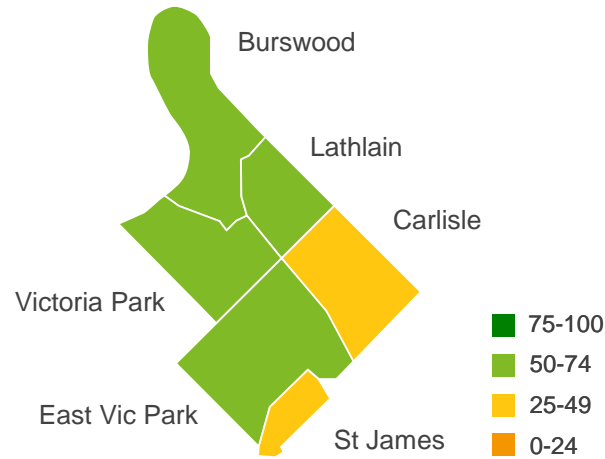
Level of agreement

% of respondents



Geographical variances

% agree




Location

Burswood	54
Carlisle	49
East Vic Park	69
Lathlain	64
St James	40
Victoria Park	68

Trend Analysis

% agree



Community variances

% agree

Gender		Age of children		Disability & culture	
Male	58	0-4 years	67	Disability	66
Female	66	5-11 years	74	First Nations person#	32
Age	14-34 years	52	12-17 years	Mainly speak LOTE	58
	35-49 years	68	18+ years	54	Home ownership
	50-64 years	64	No children	62	
65+ years	68			Home owner	62
				Renting / other	57

MARKYT Industry Standards

% agree



Town of Victoria Park	62
Industry High	67
Industry Average	59

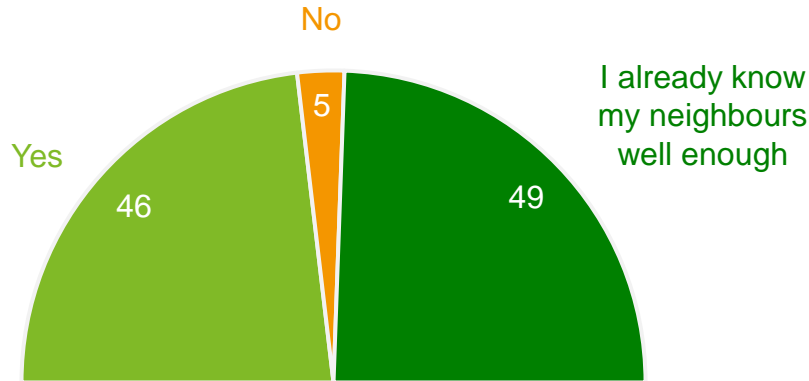
Q. How strongly do you agree or disagree with the following statements?

Base: All respondents, excludes 'unsure' and 'no response' (n = 529). # Small sample size (<20 respondents)

I would like to get to know my neighbours better

Would you like to get to know your neighbours better?

% of respondents



While 46% of respondents agreed that they would like to get to know their neighbours better, 49% feel they already know their neighbours well enough.

Younger people, people who speak a language other than English at home and those who achieved a graduate diploma are most interested in getting to know their neighbours better.

Variations across the community

% Yes

Total	Gender		Age				Have child aged				Cultural group		Education level					Employment status					Home tenure		Location							
	Male	Female	18-34 years	35-49 years	50-64 years	65+ years	No children	0-4 years	5-11 years	12-17 years	18+ years	Disability	LOTE	Secondary Education	Certificate IV	Diploma	Bachelor Degree	Graduate Diploma	Postgraduate Degree	Full-time	Casual / part-time	Self employed	Home duties	Retired	Home owner	Renting / Other	Burswood	Carlisle	East Victoria Park	Lathlain	St James	Victoria Park
46	48	43	65	46	33	24	45	49	37	39	46	29	70	27	42	28	54	60	48	51	51	54	29	23	45	51	46	40	48	44	56	48

Q. Would you like to get to know your neighbours better?

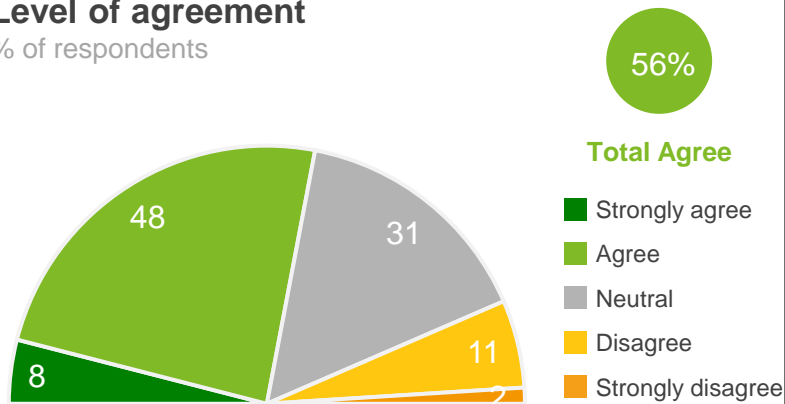
Base: All respondents, excludes 'no response' (n = 476).

Level of agreement

I can readily access support and help when needed

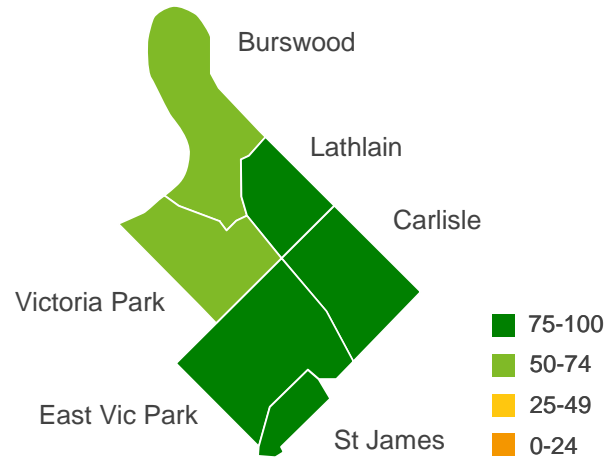
Level of agreement

% of respondents



Geographical variances

% agree



Location

Burswood	42
Carlisle	56
East Vic Park	60
Lathlain	56
St James	56
Victoria Park	51

Trend Analysis

% agree



Community variances

% agree

Gender	Age of children	Disability & culture
Male	0-4 years	Disability
Female	5-11 years	First Nations person#
	12-17 years	Mainly speak LOTE
	18+ years	Home ownership
	No children	Home owner
		Renting / other

MARKYT Industry Standards

% agree



Town of Victoria Park	56
Industry High	56
Industry Average	49

Q. How strongly do you agree or disagree with the following statements?

Base: All respondents, excludes 'unsure' and 'no response' (n = 476). # Small sample size (<20 respondents)

An inclusive place

Performance ratings

Youth services and facilities

Performance ratings

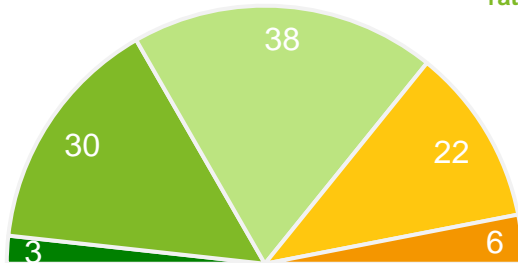
% of respondents

72%

Positive rating*

51

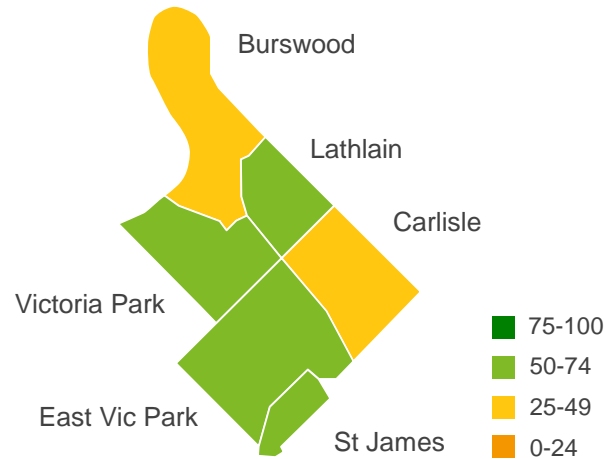
Performance Index Score (out of 100)



- Excellent
- Good
- Okay
- Poor
- Terrible

Geographical variances

Performance Index Score

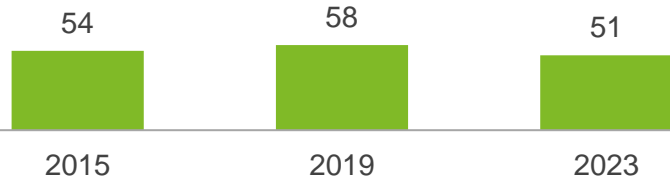


Location

Burswood	48
Carlisle	32
East Vic Park	55
Lathlain	53
St James	59
Victoria Park	55

Trend Analysis

Performance Index Score



Community variances

Performance Index Score

Gender

Male	51
Female	50

Age of children

0-4 years	46
5-11 years	47
12-17 years	53
18+ years	48
No children	53

Disability & culture

Disability	50
First Nations person#	64
Mainly speak LOTE	54

Age

14-34 years	50
35-49 years	50
50-64 years	53
65+ years	51

Home ownership

Home owner	49
Renting / other	57

MARKYT Industry Standards

Performance Index Score



Town of Victoria Park	51
Industry High	65
Industry Average	48

Q. How would you rate performance in the following areas?

Base: All respondents, excludes 'unsure' and 'no response' (n = 220).

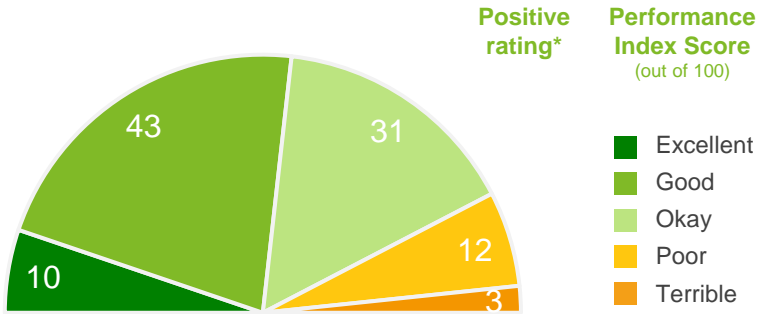
* Positive Rating = excellent, good + okay # Small sample size (<20 respondents)

Performance ratings

Services and facilities for families and children

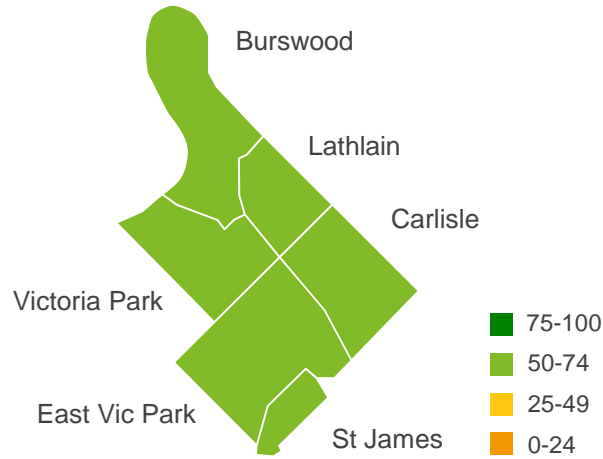
Performance ratings

% of respondents



Geographical variances

Performance Index Score

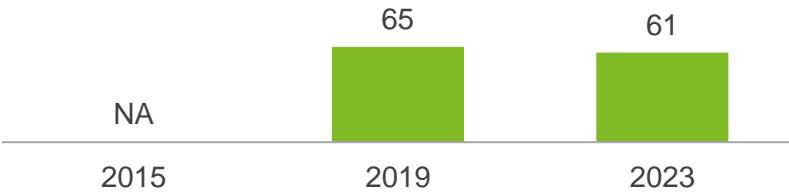


Location

Burswood	69
Carlisle	58
East Vic Park	61
Lathlain	68
St James	59
Victoria Park	63

Trend Analysis

Performance Index Score



Community variances

Performance Index Score

Gender		Age of children		Disability & culture		
Male	60	0-4 years	63	Disability	59	
Female	63	5-11 years	57	First Nations person#	62	
Age	14-34 years	59	12-17 years	61	Mainly speak LOTE	61
	35-49 years	64	18+ years	62	Home ownership	
	50-64 years	61	No children	65	Home owner	59
	65+ years	62			Renting / other	72

MARKYT Industry Standards

Performance Index Score



Town of Victoria Park	61
Industry High	68
Industry Average	55

Q. How would you rate performance in the following areas?

Base: All respondents, excludes 'unsure' and 'no response' (n = 342).

* Positive Rating = excellent, good + okay # Small sample size (<20 respondents)

Performance ratings

Services, facilities and care available for seniors

Performance ratings

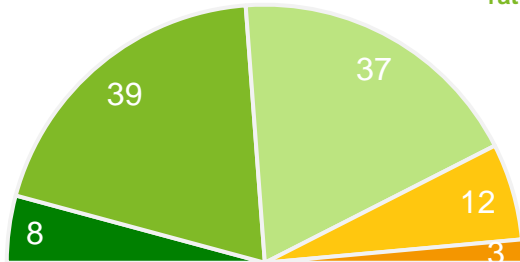
% of respondents

85%

60

Positive rating*

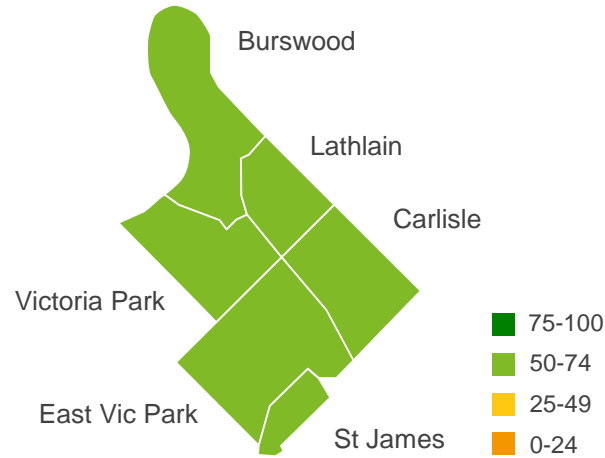
Performance Index Score (out of 100)



- Excellent
- Good
- Okay
- Poor
- Terrible

Geographical variances

Performance Index Score

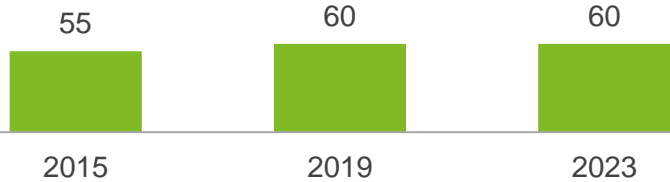


Location

Burswood	68
Carlisle	53
East Vic Park	60
Lathlain	56
St James	73
Victoria Park	61

Trend Analysis

Performance Index Score



Community variances

Performance Index Score

Gender

Male	58
Female	61

Age of children

0-4 years	63
5-11 years	52
12-17 years	67
18+ years	62
No children	60

Disability & culture

Disability	54
First Nations person#	65
Mainly speak LOTE	57

Age

14-34 years	63
35-49 years	60
50-64 years	58
65+ years	57

Home ownership

Home owner	57
Renting / other	69

MARKYT Industry Standards

Performance Index Score



Town of Victoria Park	60
Industry High	68
Industry Average	54

Q. How would you rate performance in the following areas?

Base: All respondents, excludes 'unsure' and 'no response' (n = 267).

* Positive Rating = excellent, good + okay # Small sample size (<20 respondents)

Performance ratings

Disability access and inclusion

Performance ratings

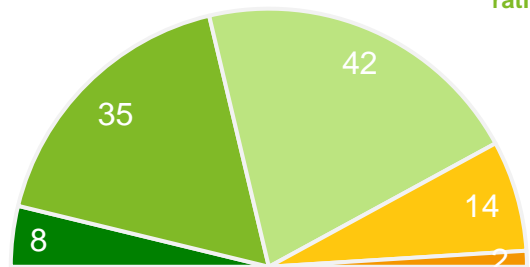
% of respondents

84%

58

Positive rating*

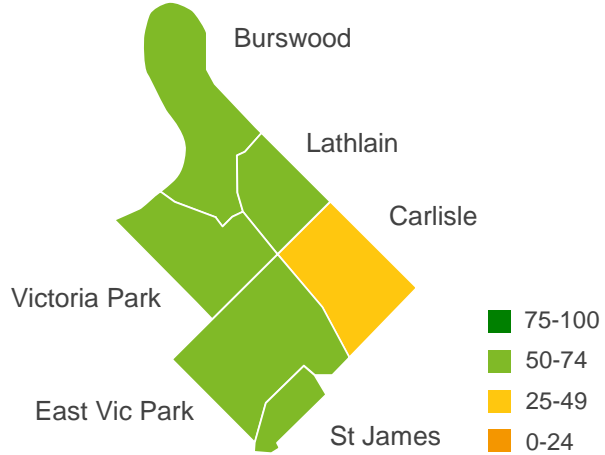
Performance Index Score (out of 100)



- Excellent
- Good
- Okay
- Poor
- Terrible

Geographical variances

Performance Index Score

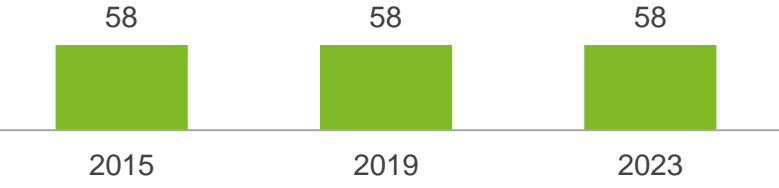


Location

Burswood	61
Carlisle	48
East Vic Park	59
Lathlain	65
St James	64
Victoria Park	59

Trend Analysis

Performance Index Score



Community variances

Performance Index Score

Gender	Age of children	Disability & culture
Male 61	0-4 years 60	Disability 45
Female 55	5-11 years 57	First Nations person# 59
Age 14-34 years 59	12-17 years 61	Mainly speak LOTE 56
35-49 years 58	18+ years 52	Home ownership
50-64 years 58	No children 59	Home owner 57
65+ years 57		Renting / other 62

MARKYT Industry Standards

Performance Index Score



Town of Victoria Park	58
Industry High	64
Industry Average	52

Q. How would you rate performance in the following areas?

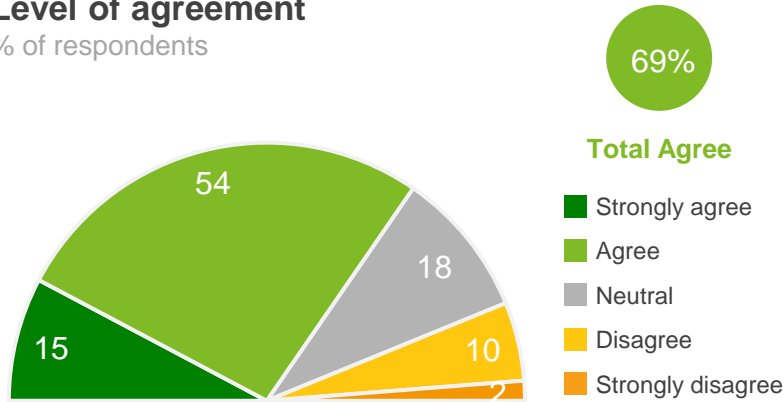
Base: All respondents, excludes 'unsure' and 'no response' (n = 257).

* Positive Rating = excellent, good + okay # Small sample size (<20 respondents)

People in my local community appreciate, respect and celebrate diversity

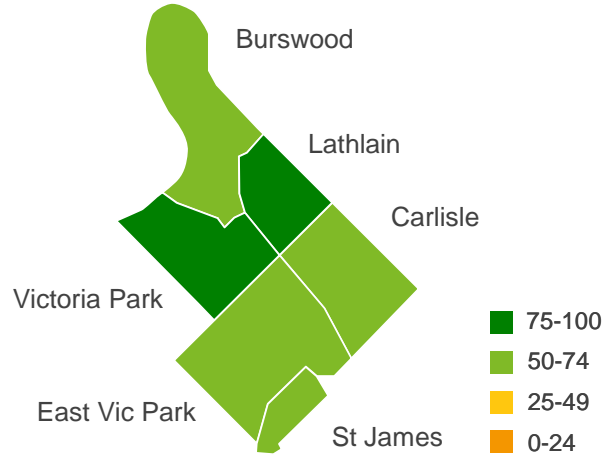
Level of agreement

% of respondents



Geographical variances

% agree



Location

Burswood	58
Carlisle	60
East Vic Park	70
Lathlain	77
St James	71
Victoria Park	76

Trend Analysis

% agree



Community variances

% agree

Gender		Age of children		Disability & culture	
Male	67	0-4 years	60	Disability	58
Female	72	5-11 years	66	First Nations person#	31
Age		12-17 years	66	Mainly speak LOTE	70
		14-34 years	70	Home ownership	
		35-49 years	73	Home owner	69
		50-64 years	67	Renting / other	69
		65+ years	64		

MARKYT Industry Standards

% agree



Town of Victoria Park	69
Industry High	NA
Industry Average	NA

Q. How strongly do you agree or disagree with the following statements?

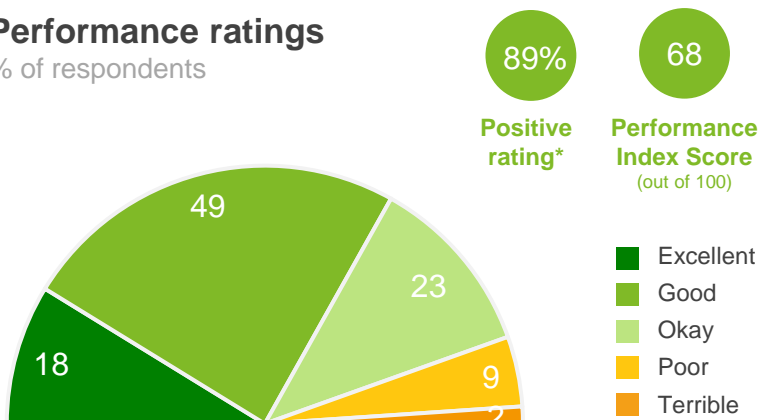
Base: All respondents, excludes 'unsure' and 'no response' (n = 492). # Small sample size (<20 respondents)

Performance ratings

Multiculturalism: recognition of cultural diversity

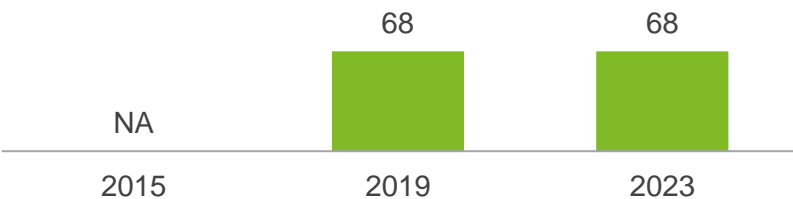
Performance ratings

% of respondents



Trend Analysis

Performance Index Score



MARKYT Industry Standards

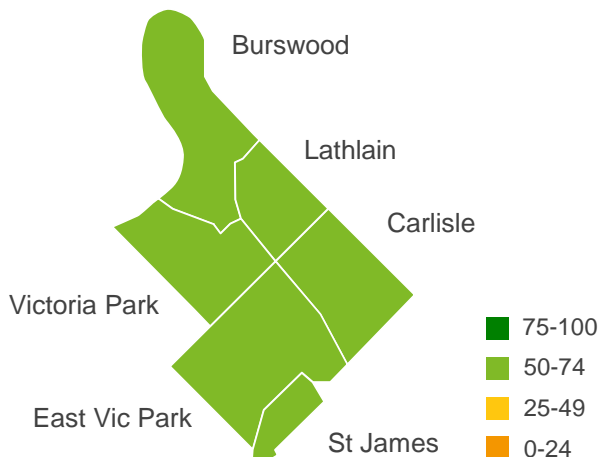
Performance Index Score



Town of Victoria Park	68
Industry High	68
Industry Average	60

Geographical variances

Performance Index Score



Location

Burswood	70
Carlisle	62
East Vic Park	67
Lathlain	65
St James	64
Victoria Park	74

Community variances

Performance Index Score

Gender	Age of children	Disability & culture
Male	0-4 years	Disability
Female	5-11 years	First Nations person#
	12-17 years	Mainly speak LOTE
	18+ years	Home ownership
	No children	Home owner
		Renting / other

Q. How would you rate performance in the following areas?

Base: All respondents, excludes 'unsure' and 'no response' (n = 427).

* Positive Rating = excellent, good + okay # Small sample size (<20 respondents)

Performance ratings

Recognition and respect for First Nations peoples, cultures and heritage

Performance ratings

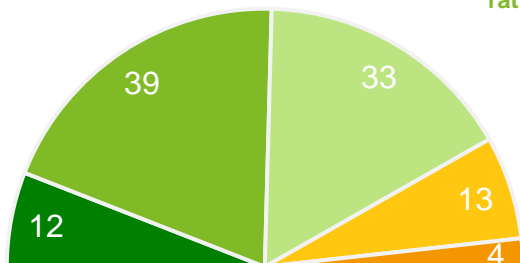
% of respondents

84%

Positive rating*

61

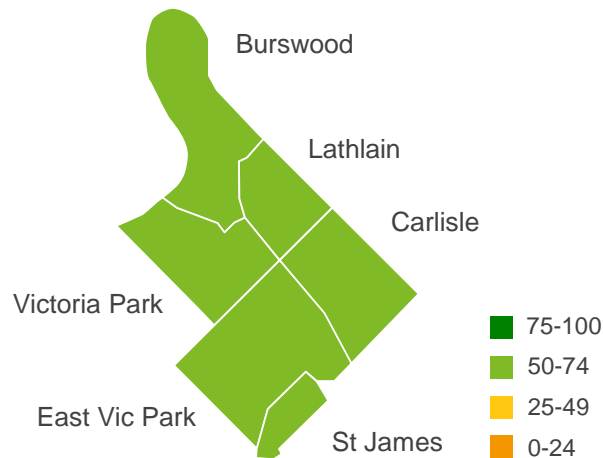
Performance Index Score (out of 100)



- Excellent
- Good
- Okay
- Poor
- Terrible

Geographical variances

Performance Index Score




Location

Burswood	61
Carlisle	56
East Vic Park	60
Lathlain	66
St James	62
Victoria Park	64

Trend Analysis

Performance Index Score



Community variances

Performance Index Score

Gender

Male	61
Female	61

Age of children

0-4 years	70
5-11 years	62
12-17 years	64
18+ years	53
No children	60

Disability & culture

Disability	55
First Nations person#	32
Mainly speak LOTE	60

Age

14-34 years	57
35-49 years	62
50-64 years	64
65+ years	64

Home ownership

Home owner	63
Renting / other	51

MARKYT Industry Standards

Performance Index Score



Town of Victoria Park	61
Industry High	72
Industry Average	62

Q. How would you rate performance in the following areas?

Base: All respondents, excludes 'unsure' and 'no response' (n = 325).

* Positive Rating = excellent, good + okay # Small sample size (<20 respondents)

Health and wellbeing

Performance ratings

Access to health and community services

Performance ratings

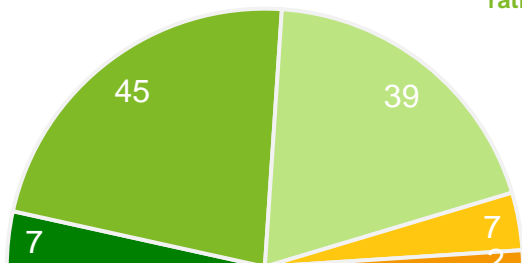
% of respondents

91%

Positive rating*

62

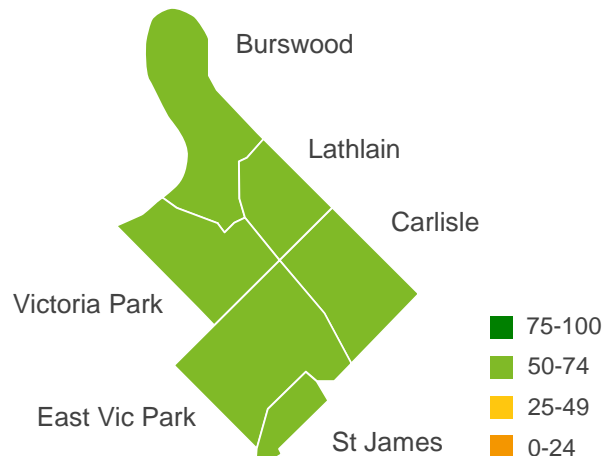
Performance Index Score (out of 100)



- Excellent
- Good
- Okay
- Poor
- Terrible

Geographical variances

Performance Index Score

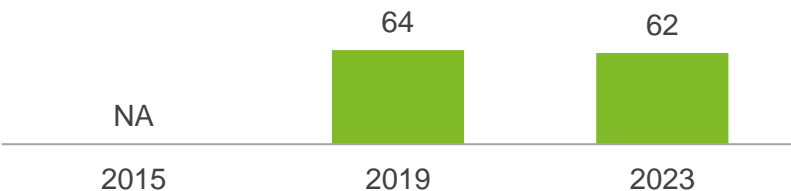


Location

Burswood	54
Carlisle	60
East Vic Park	62
Lathlain	66
St James	69
Victoria Park	62

Trend Analysis

Performance Index Score



Community variances

Performance Index Score

Gender	Age of children	Disability & culture
Male 61	0-4 years 61	Disability 60
Female 63	5-11 years 57	First Nations person# 60
Age	12-17 years 62	Mainly speak LOTE 58
14-34 years 59	18+ years 61	Home ownership
35-49 years 66	No children 64	Home owner 61
50-64 years 60		Renting / other 65
65+ years 64		

MARKYT Industry Standards

Performance Index Score



Town of Victoria Park	62
Industry High	69
Industry Average	57

Q. How would you rate performance in the following areas?

Base: All respondents, excludes 'unsure' and 'no response' (n = 419).

* Positive Rating = excellent, good + okay # Small sample size (<20 respondents)

Performance ratings

Public health and wellbeing programs and education

Performance ratings

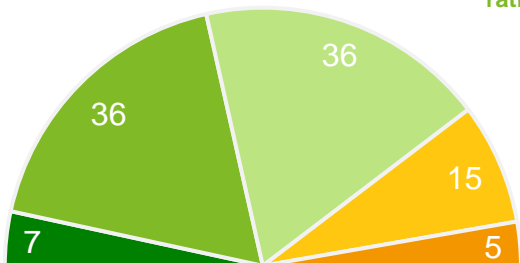
% of respondents

79%

Positive rating*

56

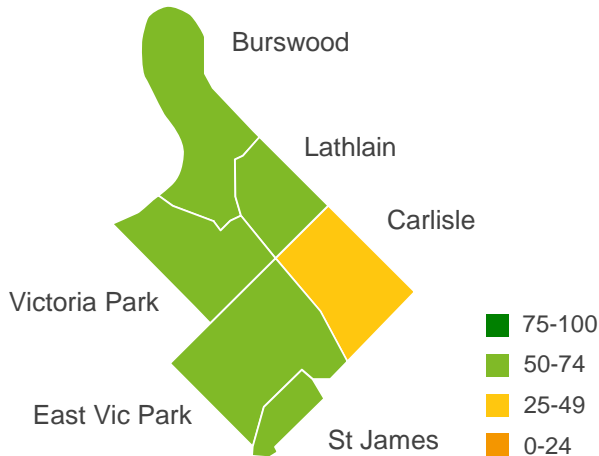
Performance Index Score (out of 100)



- Excellent
- Good
- Okay
- Poor
- Terrible

Geographical variances

Performance Index Score



Location

Burswood	69
Carlisle	48
East Vic Park	56
Lathlain	59
St James	60
Victoria Park	59

Trend Analysis

Performance Index Score



Community variances

Performance Index Score

Gender

Male	54
Female	58

Age of children

0-4 years	51
5-11 years	52
12-17 years	56
18+ years	49
No children	59

Disability & culture

Disability	47
First Nations person#	63
Mainly speak LOTE	49

Age

14-34 years	55
35-49 years	56
50-64 years	55
65+ years	60

Home ownership

Home owner	54
Renting / other	64

MARKYT Industry Standards

Performance Index Score



Town of Victoria Park	56
Industry High	60
Industry Average	53

Q. How would you rate performance in the following areas?

Base: All respondents, excludes 'unsure' and 'no response' (n = 333).

* Positive Rating = excellent, good + okay # Small sample size (<20 respondents)

How good is your life in relation to your mental health

Personal wellbeing ratings

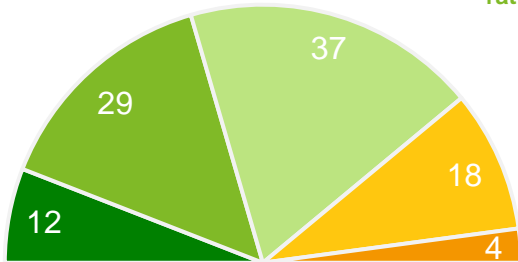
% of respondents

78%

Positive rating*

57

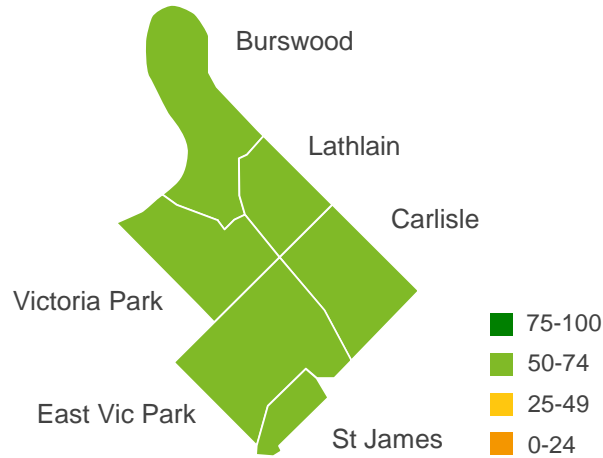
Performance Index Score (out of 100)



- Excellent
- Very good
- Good
- Fair
- Poor

Geographical variances

Wellbeing Index Score



Location

Burswood	57
Carlisle	50
East Vic Park	60
Lathlain	59
St James	53
Victoria Park	57

Trend Analysis

Wellbeing Index Score



Community variances

Wellbeing Index Score

Gender

Male	58
Female	55

Age of children

0-4 years	50
5-11 years	57
12-17 years	53
18+ years	63
No children	58

Disability & culture

Disability	36
First Nations person#	51
Mainly speak LOTE	62

Age

14-34 years	54
35-49 years	52
50-64 years	59
65+ years	66

Home ownership

Home owner	57
Renting / other	53

MARKYT Industry Standards

Wellbeing Index Score



Town of Victoria Park	57
Industry High	NA
Industry Average	59

Q. How good is your life in relation to your mental health?

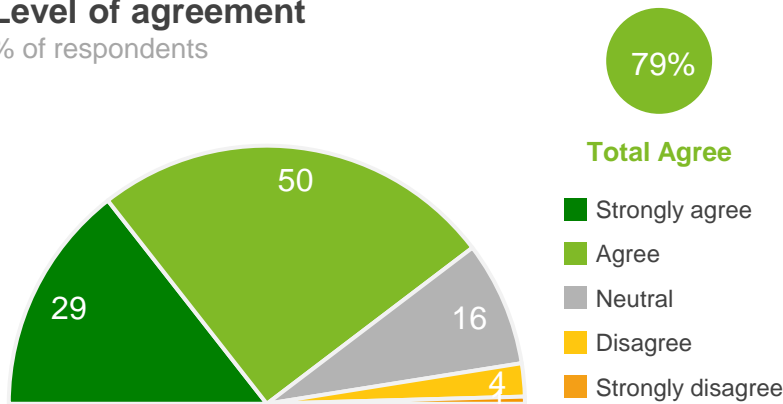
Base: All respondents, excludes 'unsure' and 'no response' (n = 521).

* Positive Rating = excellent, very good + good # Small sample size (<20 respondents)

I feel like my life has a sense of purpose

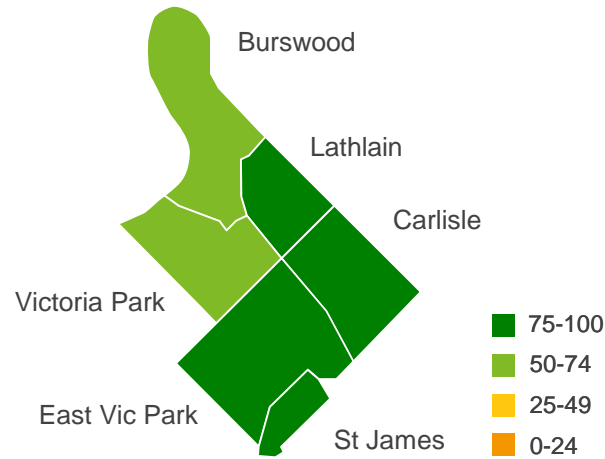
Level of agreement

% of respondents



Geographical variances

% agree



Location

Burswood	74
Carlisle	78
East Vic Park	84
Lathlain	83
St James	80
Victoria Park	72

Trend Analysis

% agree



Community variances

% agree

Gender		Age of children		Disability & culture		
Male	83	0-4 years	90	Disability	68	
Female	75	5-11 years	85	First Nations person#	90	
Age		12-17 years	80	Mainly speak LOTE	72	
		14-34 years	81	Home ownership		
	35-49 years	79	18+ years	78	Home owner	80
	50-64 years	77	No children	76	Renting / other	75
	65+ years	78				

MARKYT Industry Standards

% agree



Town of Victoria Park	79
Industry High^	79
Industry Average^	72

Q. How strongly do you agree or disagree with the following statements?

Base: All respondents, excludes 'unsure' and 'no response' (n = 527). # Small sample size (<20 respondents)

^ smaller sub-set of councils ask this question in the benchmarking program

Diet and nutrition

How good is your life in relation to your diet and nutrition

Personal wellbeing ratings

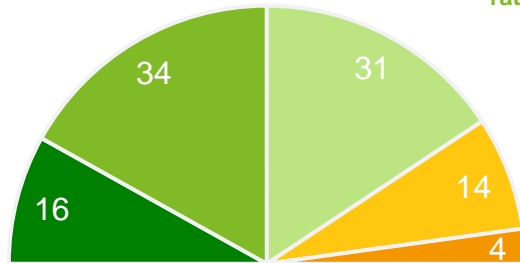
% of respondents

81%

Positive rating*

61

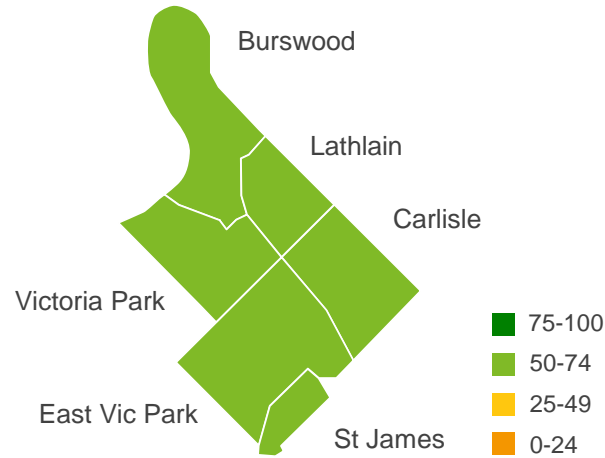
Performance Index Score (out of 100)



- Excellent
- Very good
- Good
- Fair
- Poor

Geographical variances

Wellbeing Index Score




Location

Burswood	52
Carlisle	56
East Vic Park	63
Lathlain	66
St James	61
Victoria Park	61

Trend Analysis

Wellbeing Index Score



Community variances

Wellbeing Index Score

Gender

Male	61
Female	60

Age of children

0-4 years	50
5-11 years	60
12-17 years	57
18+ years	66
No children	65

Disability & culture

Disability	51
First Nations person#	42
Mainly speak LOTE	64

Age

14-34 years	53
35-49 years	59
50-64 years	68
65+ years	70

Home ownership

Home owner	62
Renting / other	53

MARKYT Industry Standards

Wellbeing Index Score



Town of Victoria Park	61
Industry High	NA
Industry Average	NA

Q. How good is your life in relation to your diet and nutrition?

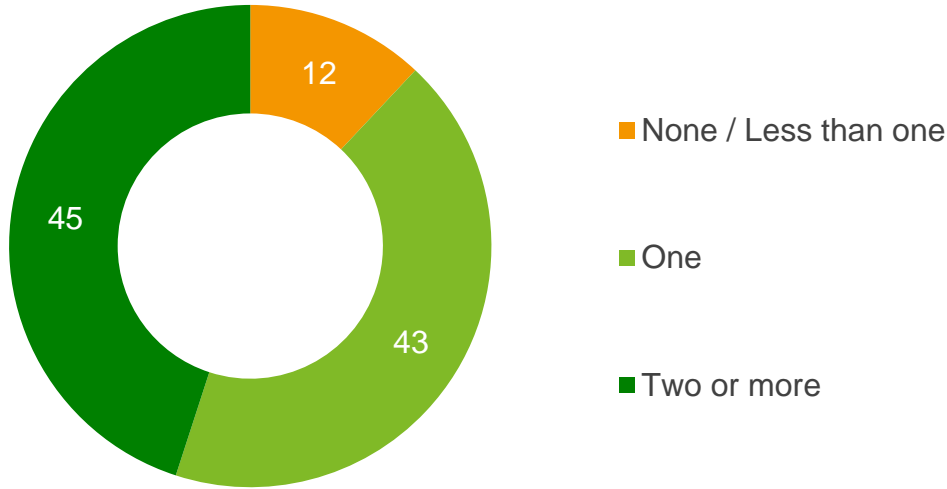
Base: All respondents, excludes 'unsure' and 'no response' (n = 522).

* Positive Rating = excellent, very good + good # Small sample size (<20 respondents)

Fruit consumption

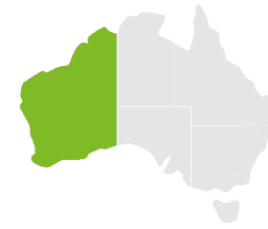
Serves of fruit per day

% of respondents



Industry Comparisons

% 2+ serves per day



Town of Victoria Park	45
Western Australia [^]	41

Variations across the community

% Two or more

Total	Gender		Age				Have child aged					Cultural group		Education level						Employment status					Home tenure		Location						
	Male	Female	18-34 years	35-49 years	50-64 years	65+ years	No children	0-4 years	5-11 years	12-17 years	18+ years	Disability	LOTE	Secondary Education	Certificate IV	Diploma	Bachelor Degree	Graduate Diploma	Postgraduate Degree	Full-time	Casual / part-time	Self employed	Home duties	Retired	Home owner	Renting / Other	Burswood	Carlisle	East Victoria Park	Lathlain	St James	Victoria Park	
45	44	46	39	40	51	59	49	34	49	30	51	49	57	36	36	52	46	39	51	42	42	43	40	66	45	47	36	38	52	54	36	41	

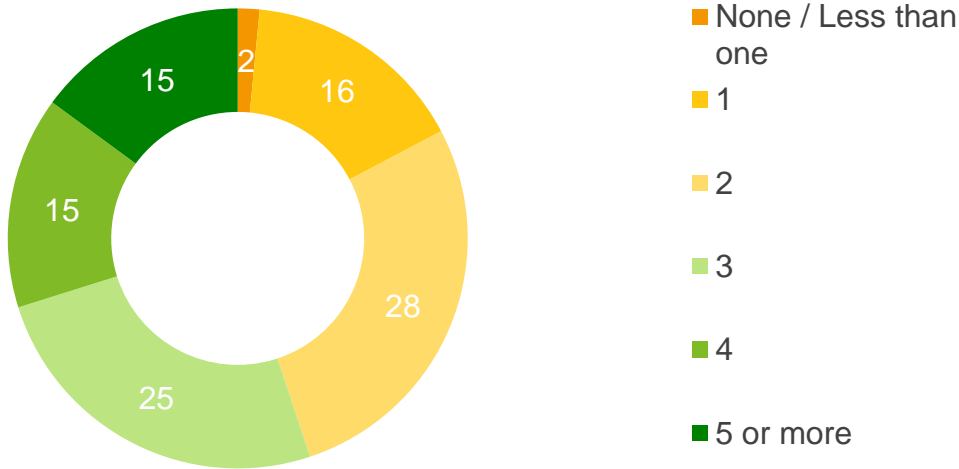
Q. How many serves of fruit do you usually eat each day? One serve = one medium piece, two small pieces of fruit or a cup of diced fruit. Base: All respondents, excludes 'no response' (n = 504)

[^] Source: Epidemiology Directorate, 2022. Health and Wellbeing of Adults in Western Australia 2021. Department of Health, Western Australia

Vegetable consumption

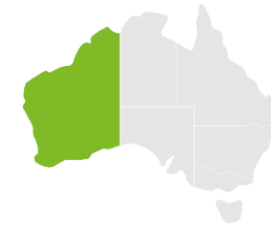
Serves of vegetables per day

% of respondents



Industry Comparisons

% 5+ serves per day



Town of Victoria Park	15
Western Australia [^]	10

Variations across the community

% 5+ serves per day

Total	Gender		Age				Have child aged					Cultural group		Education level						Employment status					Home tenure			Location					
	Male	Female	18-34 years	35-49 years	50-64 years	65+ years	No children	0-4 years	5-11 years	12-17 years	18+ years	Disability	LOTE	Secondary Education	Certificate IV	Diploma	Bachelor Degree	Graduate Diploma	Postgraduate Degree	Full-time	Casual / part-time	Self employed	Home duties	Retired	Home owner	Renting / Other	Burswood	Carlisle	East Victoria Park	Lathlain	St James	Victoria Park	
15	13	17	14	17	15	15	14	13	28	16	17	17	32	13	8	17	12	26	21	15	18	21	17	14	15	13	16	13	17	15	11	14	

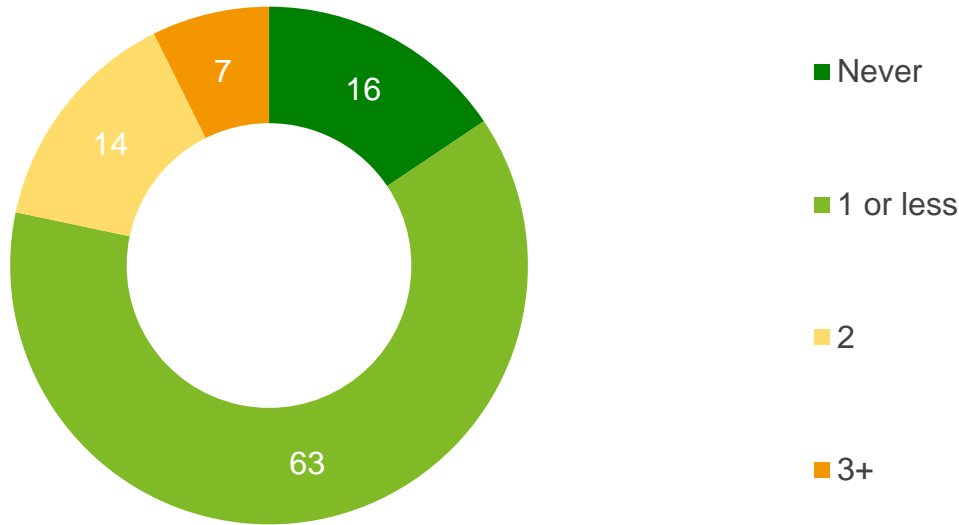
Q. How many serves of vegetables do you usually eat each day? One serve = half a cup of cooked vegetables or one cup of salad. Base: All respondents, excludes 'no response' (n = 502)

[^] Source: Epidemiology Directorate, 2022. Health and Wellbeing of Adults in Western Australia 2021. Department of Health, Western Australia

Fast food consumption

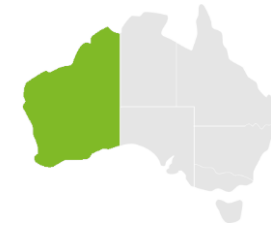
Fast food consumption per week

% of respondents



Industry Comparisons

% consumes fast food 3+ times per week



Town of Victoria Park	7
Western Australia [^]	7

Variations across the community

% consumes fast food 3+ times per week

Total	Gender		Age				Have child aged					Cultural group		Education level						Employment status					Home tenure		Location						
	Male	Female	18-34 years	35-49 years	50-64 years	65+ years	No children	0-4 years	5-11 years	12-17 years	18+ years	Disability	LOTE	Secondary Education	Certificate IV	Diploma	Bachelor Degree	Graduate Diploma	Postgraduate Degree	Full-time	Casual / part-time	Self employed	Home duties	Retired	Home owner	Renting / Other	Burswood	Carlisle	East Victoria Park	Lathlain	St James	Victoria Park	
7	7	7	15	5	2	1	8	13	7	6	11	12	14	3	12	9	10	2	6	12	3	11	20	2	6	17	0	8	7	4	18	7	

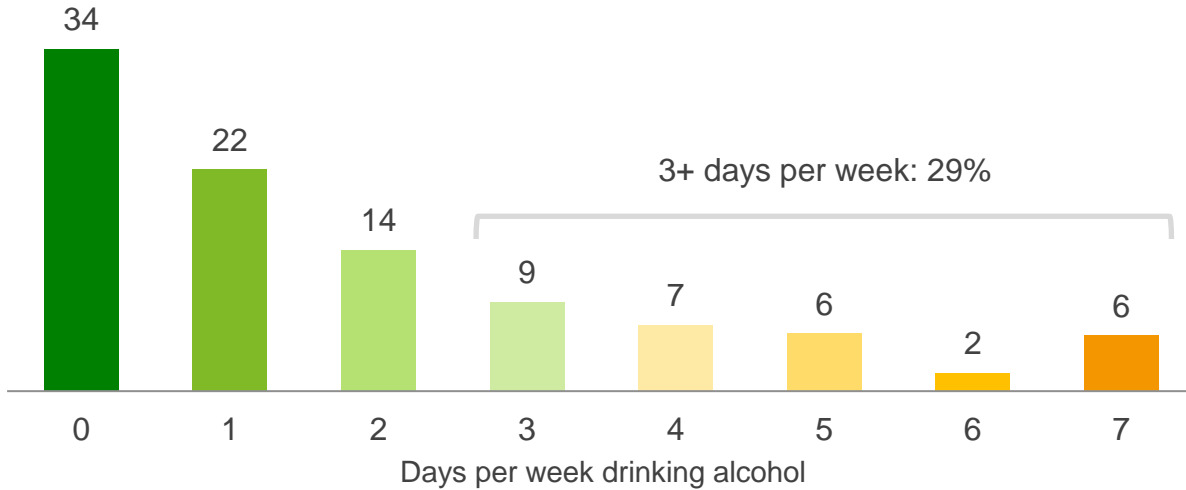
Q. How many times a week, on average, would you eat fast food meals (such as burgers, pizza, chicken or chips from fast food outlets)? Base: All respondents, excludes 'unsure' and 'no response' (n = 509)

[^] Source: Epidemiology Directorate, 2022. Health and Wellbeing of Adults in Western Australia 2021. Department of Health, Western Australia

Alcohol consumption | days per week

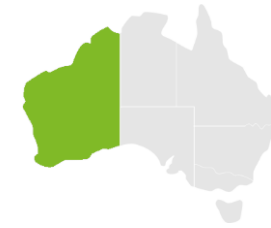
In a typical week, on how many days do you usually drink alcohol?

% of respondents



Industry Comparisons

% consumes alcohol 3+ days in a typical week



Town of Victoria Park	29
Western Australia	NA

Variations across the community

% consumes alcohol 3+ days in a typical week

Total	Gender		Age				Have child aged				Cultural group		Education level					Employment status					Home tenure		Location						
	Male	Female	18-34 years	35-49 years	50-64 years	65+ years	No children	0-4 years	5-11 years	12-17 years	18+ years	Disability	LOTE	Secondary Education	Certificate IV	Diploma	Bachelor Degree	Graduate Diploma	Postgraduate Degree	Full-time	Casual / part-time	Self employed	Home duties	Retired	Home owner	Renting / Other	Burswood	Carlisle	East Victoria Park	Lathlain	St James
29	37	23	16	28	39	47	29	33	31	32	33	11	54	29	44	25	27	26	30	21	21	10	46	32	12	31	22	33	27	19	30

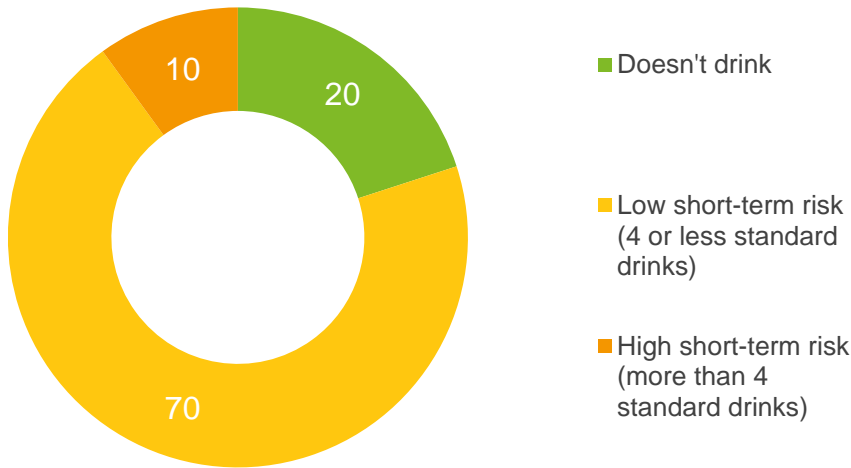
Q. In a typical week, on how many days do you usually drink alcohol? Enter number from 0 to 7.

Base: All respondents, excludes 'unsure' and 'no response' (n = 498)

Alcohol consumption | drinks per day

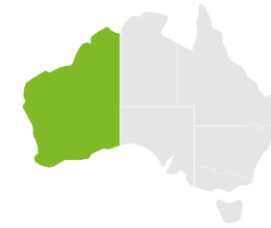
On a day when you drink alcohol, how many standard drinks do you usually have?

% of respondents



Industry Comparisons

% consumes alcohol with high short-term risk



Town of Victoria Park	10
Western Australia [^]	11

Variations across the community

% consume alcohol with high short-term risk

Total	Gender		Age				Have child aged				Cultural group		Education level					Employment status					Home tenure			Location						
	Male	Female	18-34 years	35-49 years	50-64 years	65+ years	No children	0-4 years	5-11 years	12-17 years	18+ years	Disability	LOTE	Secondary Education	Certificate IV	Diploma	Bachelor Degree	Graduate Diploma	Postgraduate Degree	Full-time	Casual / part-time	Self employed	Home duties	Retired	Home owner	Renting / Other	Burswood	Carlisle	East Victoria Park	Lathlain	St James	Victoria Park
10	15	5	14	11	9	2	10	11	10	7	4	9	3	18	8	0	15	4	5	12	7	15	3	1	9	15	21	12	12	6	10	4

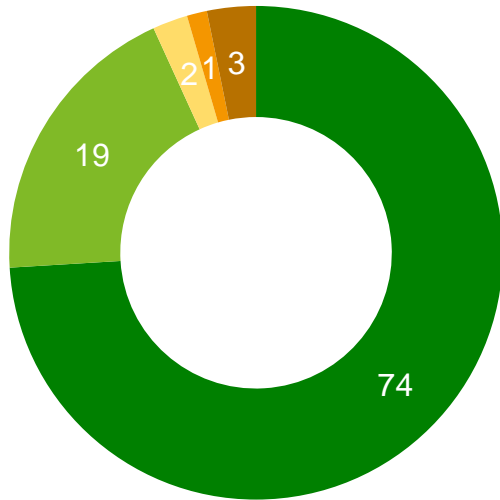
Q. On a day when you drink alcohol, how many standard drinks do you usually have? Standard drink = a midi of full strength beer, a glass of wine or a nip of spirits. Base: All respondents, excludes 'unsure' and 'no response' (n = 493)

[^] Source: Epidemiology Directorate, 2022. Health and Wellbeing of Adults in Western Australia 2021. Department of Health, Western Australia

Smoking status

Smoking status

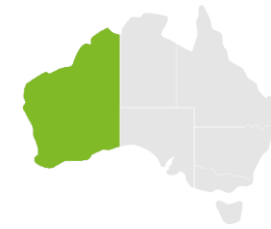
% of respondents



- Never smoked
- Ex-smoker
- Current smoker less than weekly
- Current smoker weekly
- Current smoker daily

Industry Comparisons

% current smoker



Town of Victoria Park	7
Western Australia [^]	10

Variances across the community

% current smoker

Total	Gender		Age				Have child aged					Cultural group		Education level						Employment status					Home tenure			Location						
	Male	Female	18-34 years	35-49 years	50-64 years	65+ years	No children	0-4 years	5-11 years	12-17 years	18+ years	Disability	LOTE	Secondary Education	Certificate IV	Diploma	Bachelor Degree	Graduate Diploma	Postgraduate Degree	Full-time	Casual / part-time	Self employed	Home duties	Retired	Home owner	Renting / Other	Burswood	Carlisle	East Victoria Park	Lathlain	St James	Victoria Park		
7	9	5	12	4	7	1	6	14	3	8	6	16	2	9	24	3	8	2	1	11	4	2	0	0	5	14	4	5	8	2	13	7		

Q. What is your current smoking status (including cigarette, pipes, cigars or other tobacco products)?

Base: All respondents, excludes 'unsure' and 'no response' (n = 496)

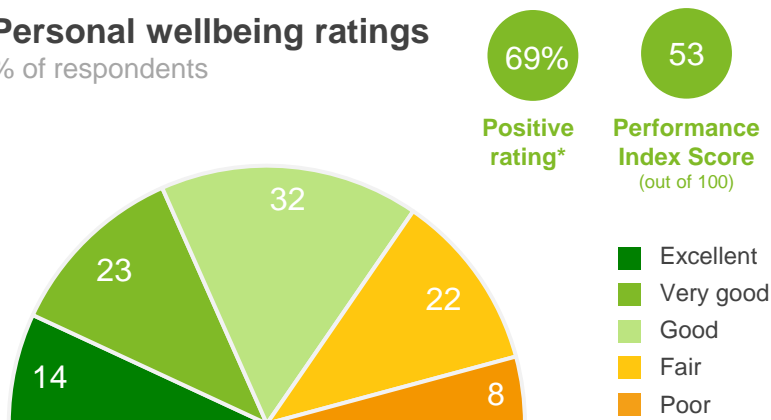
[^] <https://www.health.wa.gov.au/~media/Corp/Documents/Reports-and-publications/Population-surveys/Health-and-Wellbeing-of-Adults-in-WA-2021.pdf>

Sport, recreation and leisure

How good is your life in relation to your exercise

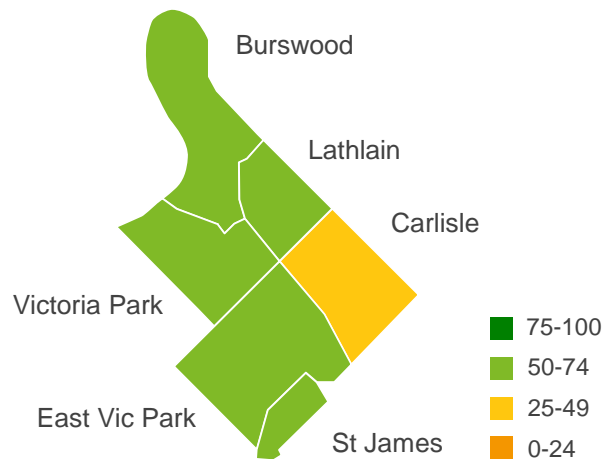
Personal wellbeing ratings

% of respondents



Geographical variances

Wellbeing Index Score



Location

Burswood	53
Carlisle	48
East Vic Park	55
Lathlain	53
St James	56
Victoria Park	53

Trend Analysis

Wellbeing Index Score



Community variances

Wellbeing Index Score

Gender

Male	54
Female	51

Age of children

0-4 years	40
5-11 years	55
12-17 years	51
18+ years	49
No children	57

Disability & culture

Disability	43
First Nations person#	46
Mainly speak LOTE	63

Age

14-34 years	49
35-49 years	51
50-64 years	57
65+ years	59

Home ownership

Home owner	54
Renting / other	48

MARKYT Industry Standards

Wellbeing Index Score



Town of Victoria Park	53
Industry High	NA
Industry Average	NA

Q. Currently, how good is your life in relation to your: exercise?

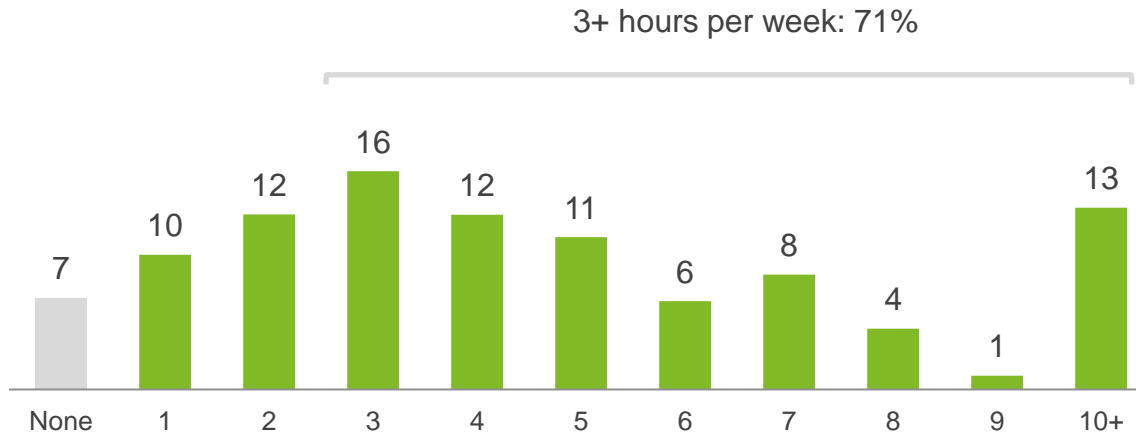
Base: All respondents, excludes 'unsure' and 'no response' (n = 519).

* Positive Rating = excellent, very good + good # Small sample size (<20 respondents)

Typical level of physical activity

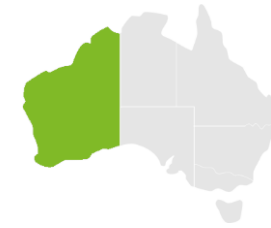
Typically, how many hours per week do you participate in moderate intensity physical activity?

% of respondents



Industry Comparisons

% 3+ hours per week



Town of Victoria Park	71
Western Australia [^]	65

Variations across the community

% 3+ hours per week

Total	Gender		Age				Have child aged				Cultural group		Education level					Employment status					Home tenure		Location							
	Male	Female	18-34 years	35-49 years	50-64 years	65+ years	No children	0-4 years	5-11 years	12-17 years	18+ years	Disability	LOTE	Secondary Education	Certificate IV	Diploma	Bachelor Degree	Graduate Diploma	Postgraduate Degree	Full-time	Casual / part-time	Self employed	Home duties	Retired	Home owner	Renting / Other	Burswood	Carlisle	East Victoria Park	Lathlain	St James	Victoria Park
71	76	67	70	66	78	76	73	60	84	71	74	68	78	72	70	67	71	72	71	73	64	80	55	82	72	69	81	68	75	72	64	69

Q. Typically, how many hours per week do you participate in moderate intensity physical activity? E.g., brisk walking, bowls, swimming, etc. Base: All respondents, excludes 'no response' (n = 503)

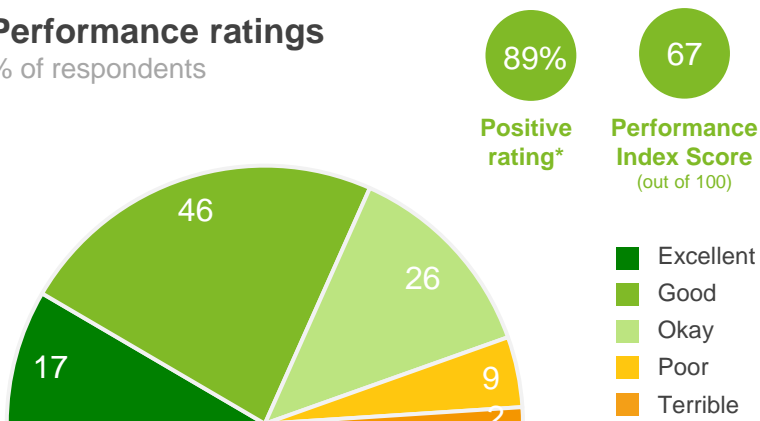
[^] At least 150 minutes per week. Source: Epidemiology Directorate, 2022. Health and Wellbeing of Adults in Western Australia 2021. Department of Health, Western Australia

Performance ratings

Sport and recreation facilities and services

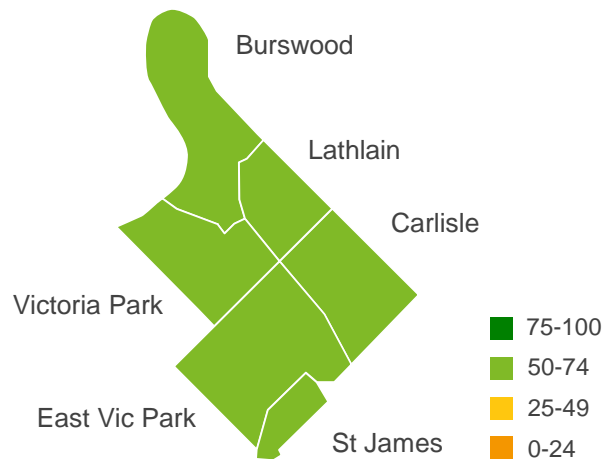
Performance ratings

% of respondents



Geographical variances

Performance Index Score

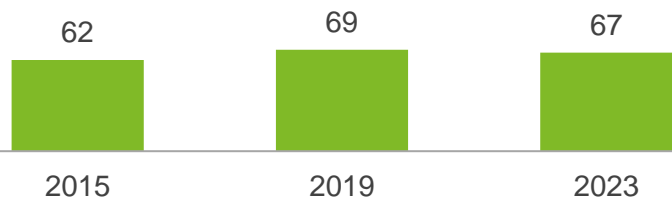


Location

Burswood	62
Carlisle	65
East Vic Park	66
Lathlain	67
St James	68
Victoria Park	70

Trend Analysis

Performance Index Score



Community variances

Performance Index Score

Gender	Age of children	Disability & culture	
Male 65	0-4 years 63	Disability 66	
Female 68	5-11 years 58	First Nations person# 66	
Age	12-17 years 62	Mainly speak LOTE 57	
	14-34 years 67	Home ownership	
	35-49 years 64		Home owner 67
	50-64 years 68		Renting / other 67
65+ years 69	No children 69		

MARKYT Industry Standards

Performance Index Score



Town of Victoria Park	67
Industry High	81
Industry Average	65

Q. How would you rate performance in the following areas?

Base: All respondents, excludes 'unsure' and 'no response' (n = 533).

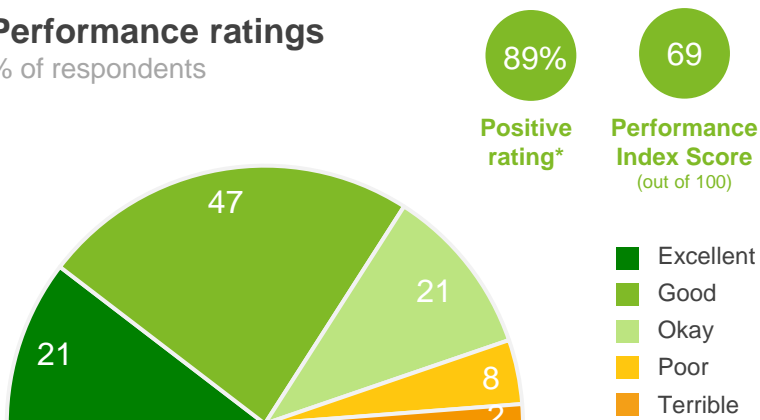
* Positive Rating = excellent, good + okay # Small sample size (<20 respondents)

Performance ratings

Playgrounds, parks and reserves

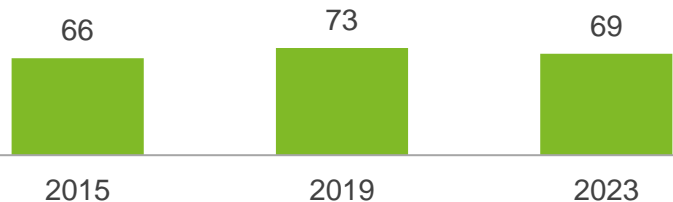
Performance ratings

% of respondents



Trend Analysis

Performance Index Score



MARKYT Industry Standards

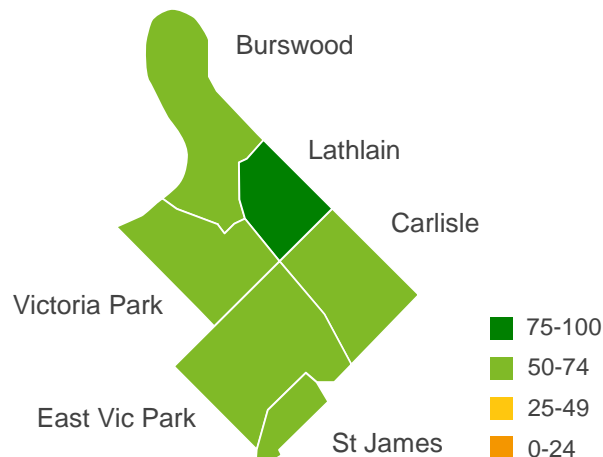
Performance Index Score



Town of Victoria Park	69
Industry High	79
Industry Average	66

Geographical variances

Performance Index Score



Location

Burswood	73
Carlisle	70
East Vic Park	66
Lathlain	79
St James	62
Victoria Park	70

Community variances

Performance Index Score

Gender

Male	69
Female	69

Age of children

0-4 years	61
5-11 years	55
12-17 years	67
18+ years	71
No children	73

Disability & culture

Disability	65
First Nations person#	50
Mainly speak LOTE	64

Age

14-34 years	66
35-49 years	69
50-64 years	71
65+ years	73

Home ownership

Home owner	68
Renting / other	74

Q. How would you rate performance in the following areas?

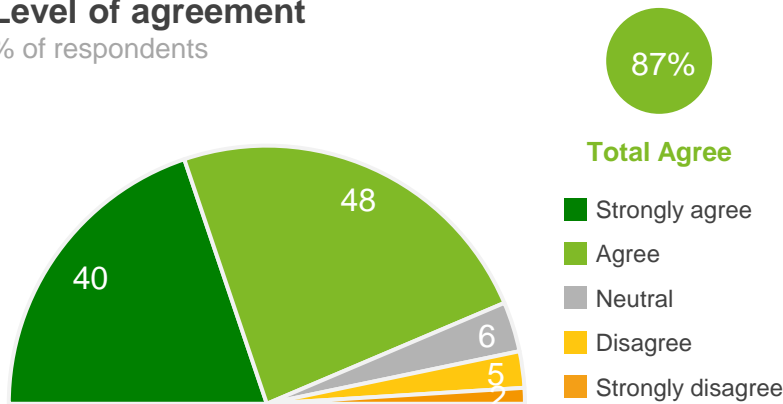
Base: All respondents, excludes 'unsure' and 'no response' (n = 555).

* Positive Rating = excellent, good + okay # Small sample size (<20 respondents)

I can easily access parks, reserves and other public open spaces

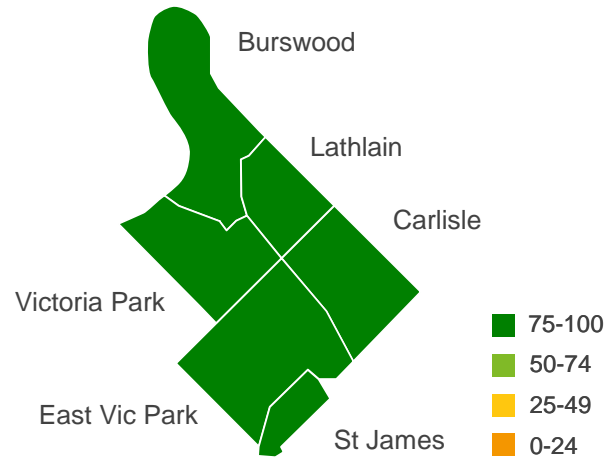
Level of agreement

% of respondents



Geographical variances

% agree



Location

Burswood	93
Carlisle	90
East Vic Park	89
Lathlain	90
St James	77
Victoria Park	83

Trend Analysis

% agree



Community variances

% agree

Gender		Age of children		Disability & culture	
Male	85	0-4 years	79	Disability	87
Female	89	5-11 years	77	First Nations person#	88
Age		12-17 years	87	Mainly speak LOTE	73
14-34 years	83	18+ years	95	Home ownership	
35-49 years	87	No children	91	Home owner	87
50-64 years	94			Renting / other	88
65+ years	89				

MARKYT Industry Standards

% agree



Town of Victoria Park	87
Industry High	NA
Industry Average	NA

Q. How strongly do you agree or disagree with the following statements?

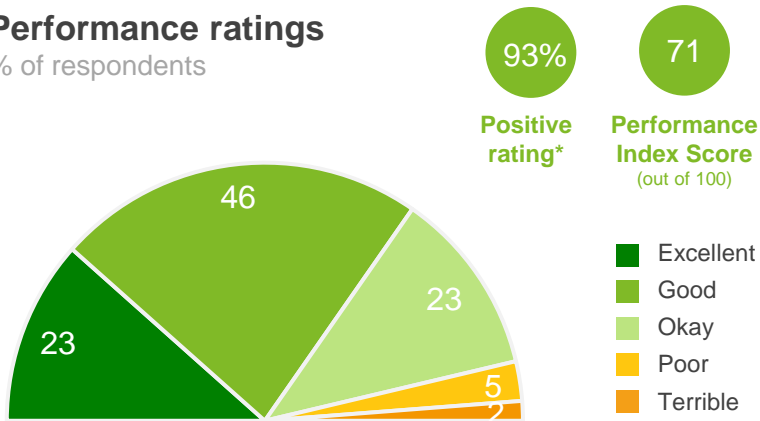
Base: All respondents, excludes 'unsure' and 'no response' (n = 526). # Small sample size (<20 respondents)

Performance ratings

Festivals, events, art and cultural activities

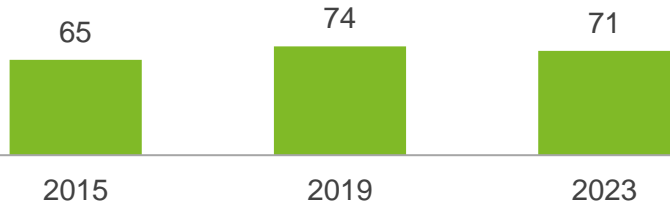
Performance ratings

% of respondents



Trend Analysis

Performance Index Score



MARKYT Industry Standards

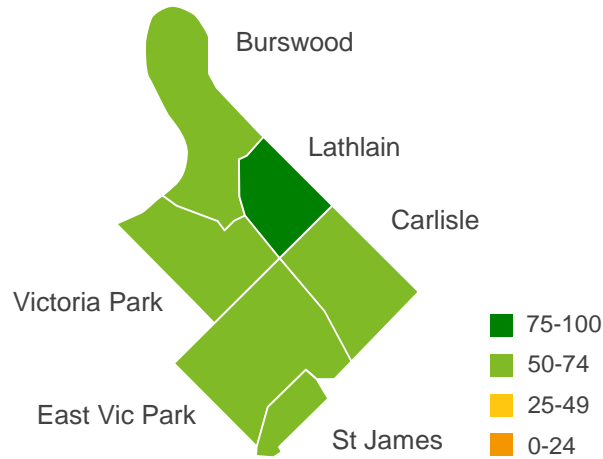
Performance Index Score



Town of Victoria Park	71
Industry High	75
Industry Average	62

Geographical variances

Performance Index Score



Location

Burswood	71
Carlisle	69
East Vic Park	68
Lathlain	76
St James	69
Victoria Park	73

Community variances

Performance Index Score

Gender

Male	68
Female	73

Age of children

0-4 years	69
5-11 years	67
12-17 years	72
18+ years	69
No children	72

Disability & culture

Disability	69
First Nations person#	61
Mainly speak LOTE	61

Age

14-34 years	71
35-49 years	71
50-64 years	71
65+ years	70

Home ownership

Home owner	71
Renting / other	67

Q. How would you rate performance in the following areas?

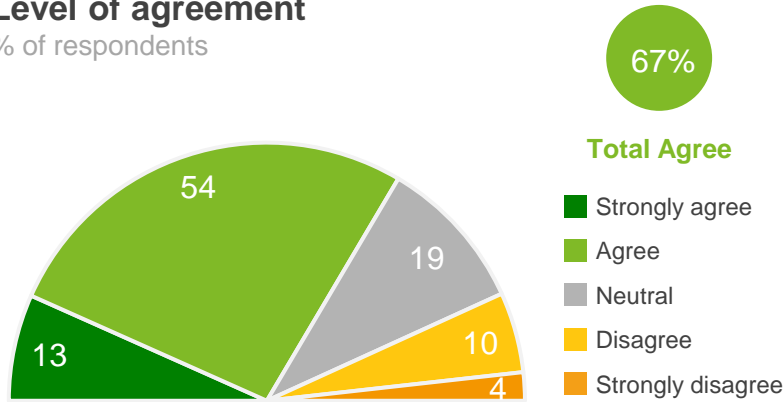
Base: All respondents, excludes 'unsure' and 'no response' (n = 553).

* Positive Rating = excellent, good + okay # Small sample size (<20 respondents)

I am satisfied with the range of things to see and do in the Town of Victoria Park

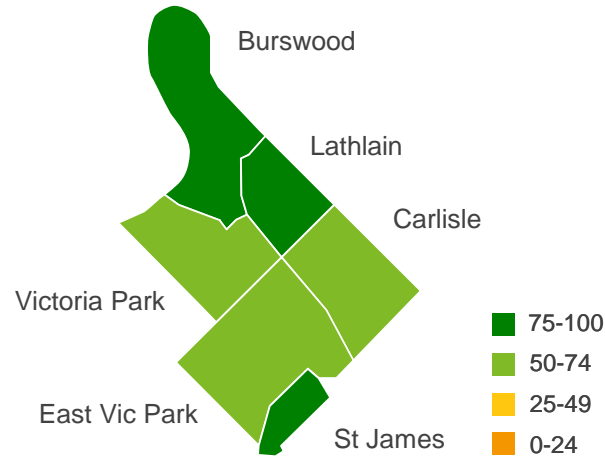
Level of agreement

% of respondents



Geographical variances

% agree



Location

Burswood	80
Carlisle	68
East Vic Park	63
Lathlain	81
St James	77
Victoria Park	62

Trend Analysis

% agree



MARKYT Industry Standards

% agree



Town of Victoria Park	67
Industry High	NA
Industry Average	NA

Community variances

% agree

Gender

Male	66
Female	69

Age of children

0-4 years	64
5-11 years	52
12-17 years	52
18+ years	43
No children	72

Disability & culture

Disability	68
First Nations person#	85
Mainly speak LOTE	56

Age

14-34 years	72
35-49 years	59
50-64 years	66
65+ years	68

Home ownership

Home owner	66
Renting / other	73

Q. How strongly do you agree or disagree with the following statements?

Base: All respondents, excludes 'unsure' and 'no response' (n = 522). # Small sample size (<20 respondents)

Community facilities

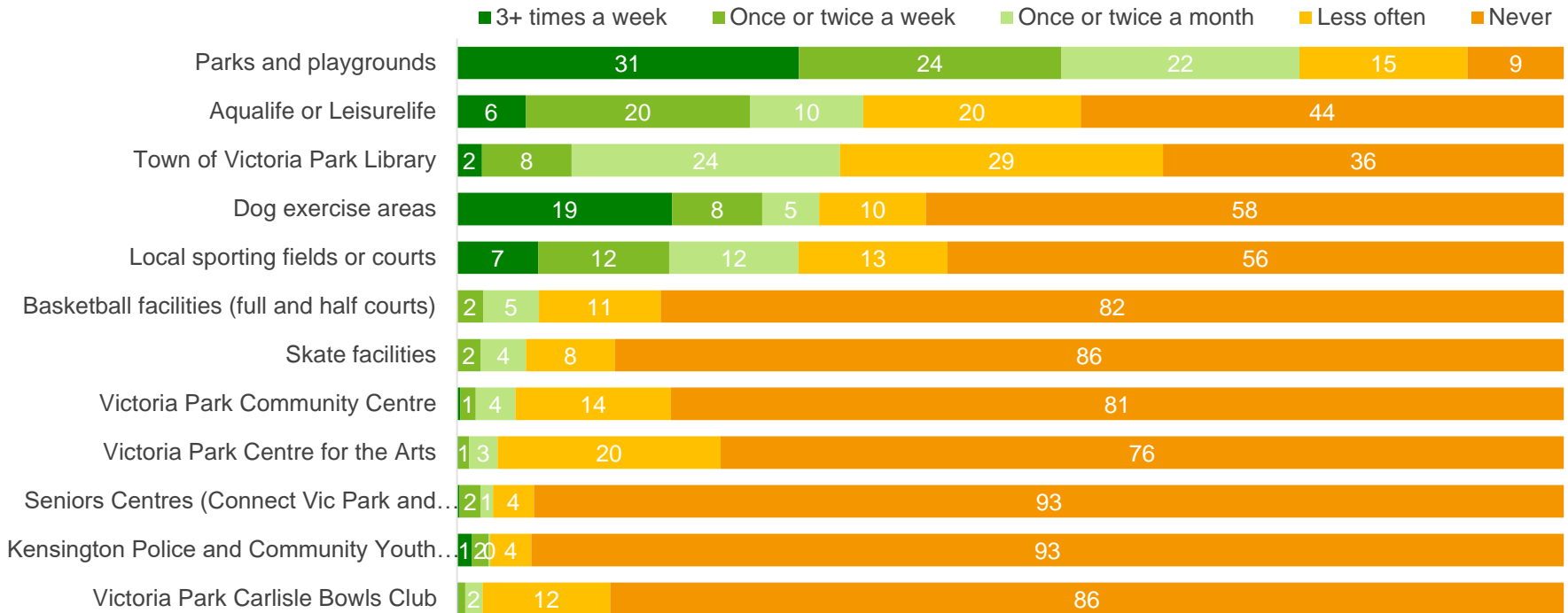
Frequency of using local community facilities

When considering use of facilities at least once a month, the most frequently used facilities are playgrounds, Aqualife and Leisurelife, the library, dog exercise areas, and local sporting fields and courts.

Community variances are highlighted overleaf. For example, families with children and youth are the most frequent users of playgrounds, Aqualife, Leisurelife, the library, sporting fields, basketball courts and skate parks. Renters and people with disability are less likely to use local community facilities.

Frequency of using local community facilities

% of respondents



Q. In the past year, on average, how frequently did you or other members of your household use these community facilities?

Base: All respondents, excludes 'unsure' and 'no response' (n = varies from 496-502)

Frequency of using local community facilities

Community variances

Variances across the community % Once a month or more	Gender		Respondent age				Have child aged:					Cultural group		Education						Employment					Location								
	Total	Male	Female	18-34 years	35-49 years	50-64 years	65+ years	No children	0-4 years	5-11 years	12-17 years	18+ years	Disability	LOTE	Secondary Education	Certificate IV	Diploma	Bachelor Degree	Graduate Diploma	Postgraduate Degree	Full-time	Casual / part-time	Self employed	Home duties	Retired	Home owner	Renting / Other	Burswood	Carlisle	East Victoria Park	Lathlain	St James	Victoria Park
Parks and playgrounds	76	81	74	77	86	71	66	69	96	97	93	72	68	83	61	68	83	81	75	78	80	78	85	77	70	80	55	45	83	77	83	81	72
Aqualife or Leisurelife	37	37	36	39	41	36	27	25	64	60	44	39	24	55	17	20	36	43	45	43	39	39	38	52	31	40	18	21	34	42	36	36	36
Town of Victoria Park Library	35	35	35	33	34	29	45	26	60	64	34	30	23	54	32	25	43	36	33	40	33	32	24	45	45	37	23	21	27	39	26	26	42
Dog exercise areas	33	35	32	33	35	36	26	32	24	25	38	50	33	18	19	35	42	36	27	31	37	30	33	17	29	37	13	8	32	39	54	34	21
Local sporting fields or courts	31	34	29	26	45	31	20	22	45	57	55	30	15	24	33	27	39	32	28	31	34	34	30	38	23	34	15	12	32	37	47	25	20
Basketball facilities	7	9	6	6	12	7	3	5	3	15	23	11	4	4	3	4	13	10	6	7	9	5	11	2	4	8	4	2	8	8	21	12	1
Skate facilities	6	7	5	4	13	4	3	2	13	17	23	2	4	4	3	7	8	6	11	6	7	6	9	15	2	6	9	8	9	7	5	11	1
Victoria Park Community Centre	5	4	6	5	5	2	10	4	8	4	5	5	5	3	1	4	6	6	8	5	5	7	1	0	7	5	7	14	3	7	4	0	3
Victoria Park Centre for the Arts	4	3	4	1	4	5	6	3	2	6	4	8	8	2	1	3	9	1	4	6	2	4	6	0	5	3	7	0	3	5	1	6	3
Kensington Police and Community Youth Centre	3	2	4	4	6	0	1	0	11	15	0	2	0	0	5	2	3	2	4	4	3	7	1	11	0	4	0	3	2	5	0	5	0
Seniors Centres	3	2	4	0	1	3	13	5	0	0	0	4	5	2	1	2	4	2	6	5	1	2	3	0	11	3	4	5	2	3	2	2	4
Victoria Park Carlisle Bowls Club	2	2	2	3	2	1	4	2	0	3	0	1	2	0	1	0	12	1	1	3	2	4	0	0	3	2	4	0	1	4	3	0	1

Q. In the past year, on average, how frequently did you or other members of your household use these community facilities?

Base: All respondents, excludes 'unsure' and 'no response' (n = varies from 496-502)

Performance ratings

Community buildings, halls and toilets

Performance ratings

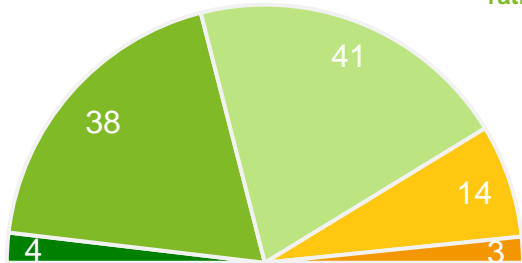
% of respondents

83%

56

Positive rating*

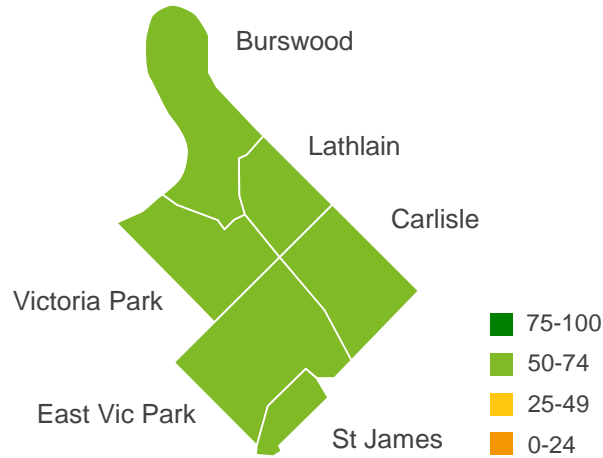
Performance Index Score (out of 100)



- Excellent
- Good
- Okay
- Poor
- Terrible

Geographical variances

Performance Index Score

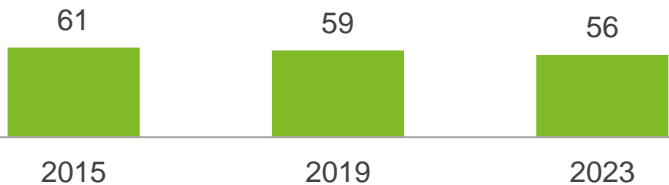


Location

Burswood	59
Carlisle	54
East Vic Park	56
Lathlain	64
St James	54
Victoria Park	57

Trend Analysis

Performance Index Score



Community variances

Performance Index Score

Gender

Male	56
Female	57

Age of children

0-4 years	54
5-11 years	52
12-17 years	56
18+ years	56
No children	60

Disability & culture

Disability	55
First Nations person#	45
Mainly speak LOTE	51

Age

14-34 years	54
35-49 years	57
50-64 years	58
65+ years	59

Home ownership

Home owner	56
Renting / other	57

MARKYT Industry Standards

Performance Index Score



Town of Victoria Park	56
Industry High	66
Industry Average	57

Q. How would you rate performance in the following areas?

Base: All respondents, excludes 'unsure' and 'no response' (n = 501).

* Positive Rating = excellent, good + okay # Small sample size (<20 respondents)

Barriers for using community facilities

Being busy with competing time demands, and not knowing what is available in the local area are the top two barriers for using community facilities.

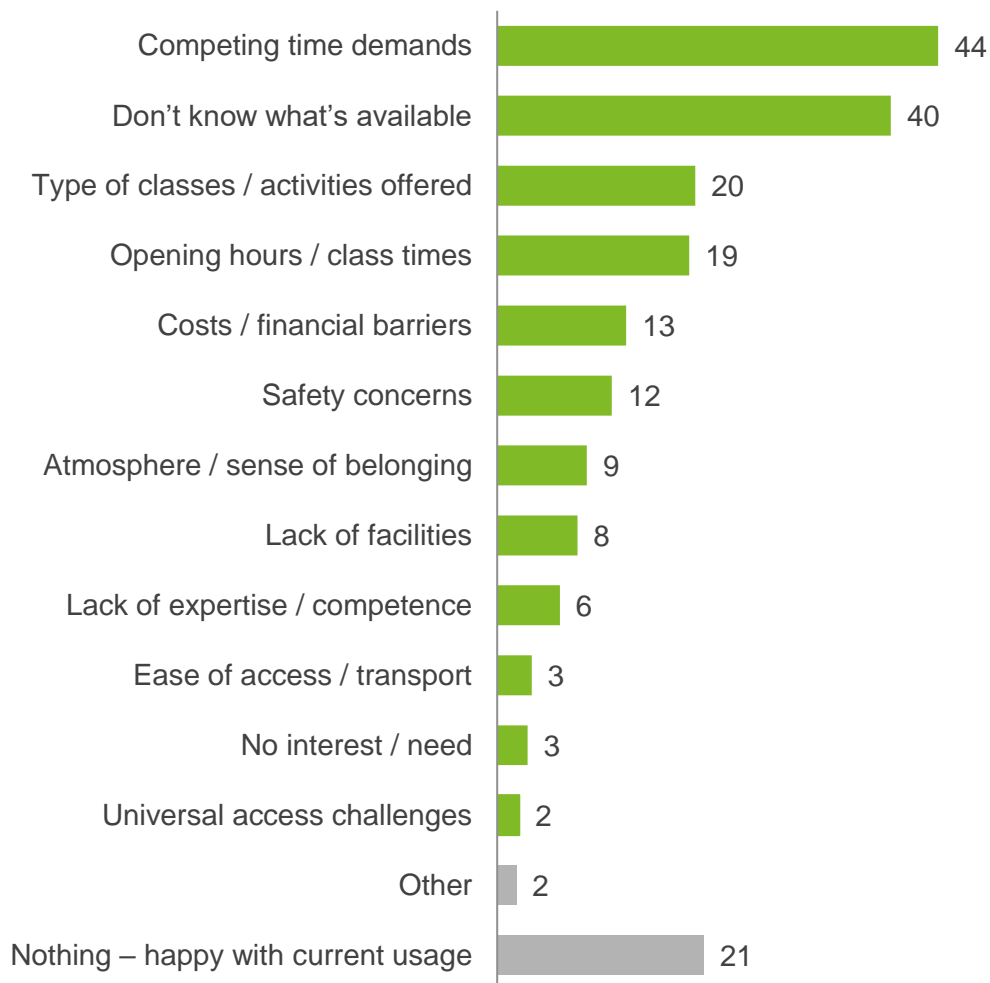
As shown overleaf, these are the top two barriers across most community groups.

The key variances were:

- For respondents whose highest level of education was secondary school, their top two barriers were not knowing what was available, and the cost of using facilities.
- For respondents who are responsible for home duties, their top two barriers were not knowing what was available, and the type of classes and activities offered in local facilities.

Barriers for community involvement

% of respondents



Barriers for using community facilities

Community variances

Variances across the community % of respondents	Gender			Respondent age				Have child aged:					Cultural group		Education							Employment					Location						
	Total	Male	Female	18-34 years	35-49 years	50-64 years	65+ years	No children	0-4 years	5-11 years	12-17 years	18+ years	Disability	LOTE	Secondary Ed	Certificate IV	Diploma	Bachelor Degree	Graduate Diploma	Postgrad Degree	Full-time	Casual / part-time	Self employed	Home duties	Retired	Home owner	Renting / Other	Burswood	Carlisle	East Victoria Park	Lathlain	St James	Victoria Park
Competing time demands	44	49	39	49	45	46	33	42	42	44	53	49	41	45	14	38	38	53	48	45	52	38	50	16	29	43	53	49	47	40	50	48	45
Don't know what's available	40	42	37	56	36	32	22	34	53	44	39	43	35	55	32	31	36	49	43	34	46	39	37	46	24	39	41	57	38	35	41	51	42
Type of classes / activities	20	9	29	18	23	18	21	22	14	17	19	19	27	17	15	9	22	22	21	23	19	20	15	32	21	20	19	30	17	17	22	17	26
Opening hours / times	19	18	21	25	23	14	9	18	29	18	17	8	25	16	15	24	14	19	14	25	24	21	22	24	6	19	23	34	26	18	21	15	13
Costs / financial barriers	13	11	15	16	10	13	12	10	24	17	12	16	27	12	29	8	10	13	22	6	11	11	6	16	11	12	17	5	18	8	15	19	16
Safety concerns	12	10	14	16	11	11	4	10	18	14	16	7	14	16	3	4	6	15	13	10	12	11	19	26	6	13	4	5	19	13	2	12	7
Atmosphere	9	8	8	13	7	8	5	8	2	11	6	21	17	24	5	17	12	6	23	5	8	14	6	2	4	8	13	9	5	8	6	20	12
Lack of facilities	8	8	8	9	11	6	4	4	11	17	15	11	3	18	3	4	13	6	9	11	8	6	9	24	4	9	4	17	9	6	3	10	10
Lack of expertise	6	6	7	7	6	5	8	7	6	2	1	7	7	14	5	4	11	10	4	3	7	3	6	13	5	6	6	6	4	4	18	4	10
Ease of access / transport	3	3	4	4	2	1	6	6	0	0	0	0	12	0	0	6	0	2	10	4	2	2	0	4	7	4	3	3	6	1	5	15	2
No interest / need	3	4	2	4	1	2	5	4	3	1	0	0	0	0	0	11	5	2	4	1	3	2	1	0	4	2	8	0	3	5	0	0	2
Universal access	2	2	3	3	2	2	2	3	2	1	0	0	20	0	5	3	2	0	3	4	0	6	6	2	2	2	4	3	4	3	0	0	1
Nothing	21	23	19	13	20	24	33	24	19	20	15	21	8	12	43	27	19	16	13	22	16	25	19	21	38	21	16	13	16	23	22	23	22

Q. What are the main barriers that prevent you or others in your household from using community facilities more often? Please select your top 3 barriers or enter below.

Base: All respondents, excludes 'unsure' and 'no response' (n = 496)

Missing community facilities, services and activities

While 11% of respondents didn't think any facilities, services or activities were missing in the Town of Victoria Park, most respondents had suggestions to offer.

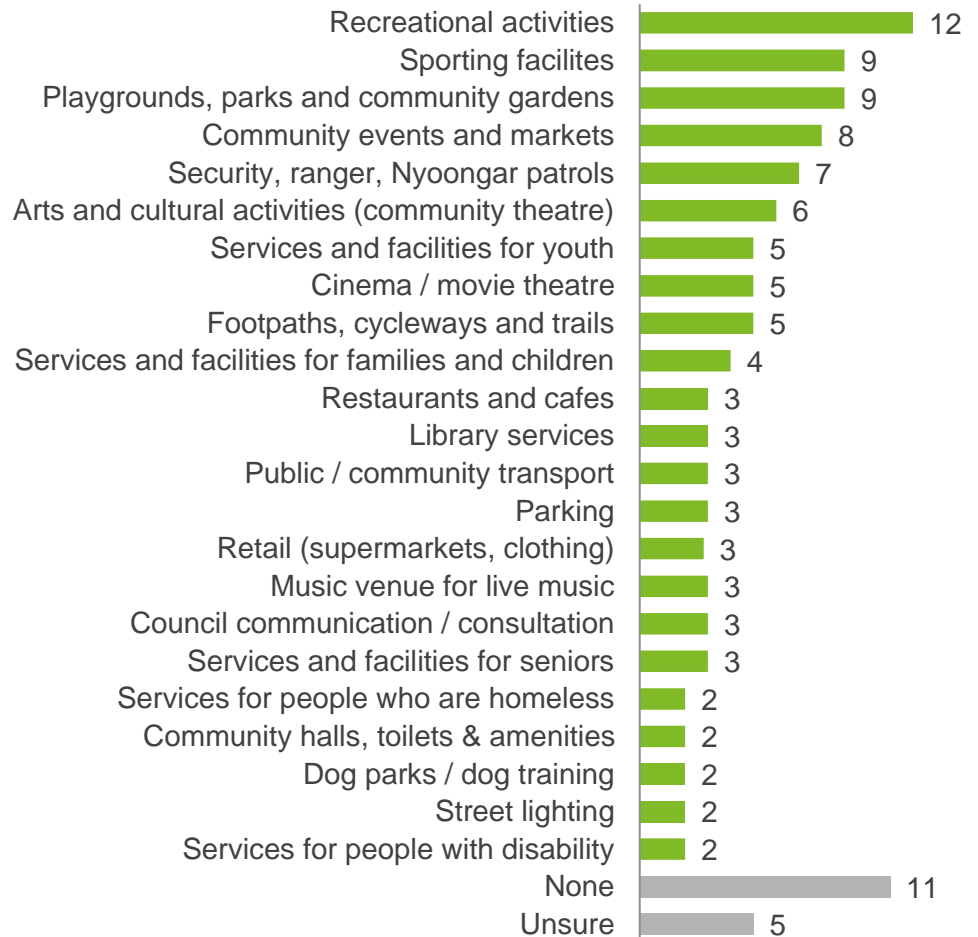
The most frequently mentioned suggestions related to **recreational activities** such as exercise classes, pilates, a bigger gym, walking groups, community fitness groups, outdoor exercise equipment, a pump track, skate park, and basketball hoops.

Sporting facilities that were suggested included a new football stadium, basketball courts, tennis courts, hockey turf, soccer goals, cricket nets, squash courts, volleyball courts, golf, upgraded pool with slides, and better club rooms and change facilities.

Playground suggestions related to equipment and spaces that are suitable for different ages, a nature playground, a water playground, a big, central playground that is easy to access (parking is perceived to be difficult at the playground near the stadium), and more facilities such as BBQs.

Community facilities, services or activities that are missing in the Town of Victoria Park

% of respondents



Q. What community facilities, services or activities are missing in the Town of Victoria Park?

Base: All respondents, excludes 'unsure' and 'no response' (n = 288) *chart shows mentions by 2% or more respondents

Volunteering and philanthropy

Involvement in volunteering, supporting social causes or philanthropic projects

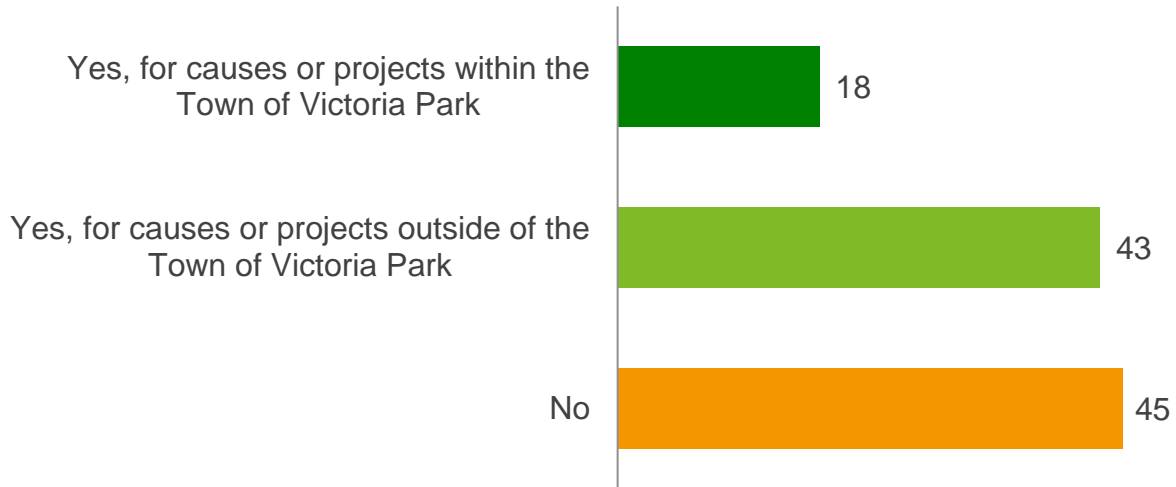
55% of respondents had been involved in giving activities over the past 12 months, mainly outside of the area.

18% of respondents were involved in giving activities within the Town of Victoria Park.

- Involvement in local giving was higher among females, parents with children aged 5+ years, self-employed persons, and those with a diploma as their highest level of education.
- Involvement in local giving was lowest among young adults, people responsible for home duties with young children, full time employees, and with secondary schooling as their highest level of education.

In the past year, have you been involved in volunteering or giving activities to support social causes or philanthropic projects?

% of respondents



Variations across the community

% involved in volunteering, supporting social causes or philanthropic projects within the Town of Victoria Park

Total	Gender		Age				Have child aged					Cultural group		Education level						Employment status					Home tenure			Location					
	Male	Female	18-34 years	35-49 years	50-64 years	65+ years	No children	0-4 years	5-11 years	12-17 years	18+ years	Disability	LOTE	Secondary Education	Certificate IV	Diploma	Bachelor Degree	Graduate Diploma	Postgraduate Degree	Full-time	Casual / part-time	Self employed	Home duties	Retired	Home owner	Renting / Other	Burswood	Carlisle	East Victoria Park	Lathlain	St James	Victoria Park	
18	14	21	4	25	28	22	14	9	30	37	36	19	21	3	16	30	16	18	23	13	25	30	13	23	18	18	21	17	20	13	14	18	

Q. In the past year, have you been involved in volunteering or giving activities to support social causes or philanthropic projects? For example, you may have donated funds, your time, or other resources to help a local cause or project.

Base: All respondents, excludes 'no response' (n = 455).

Social causes or philanthropic projects of most interest

Community members are mainly interested in supporting environmental causes, followed by helping the homeless, and assisting with donations of food, clothing etc.

“Climate change, young adults, homelessness, mental illness, LGBTI+”

“Cleaning up, donating to the poor, teaching / motivate people to do good.”

“I act as mentor to two students at Kent Street Senior High School through EdConnect.”

“Connecting isolated seniors with younger generations.”

“Disability access and inclusion; Support for immigrants and foreign students; Aged care support for independent living.”

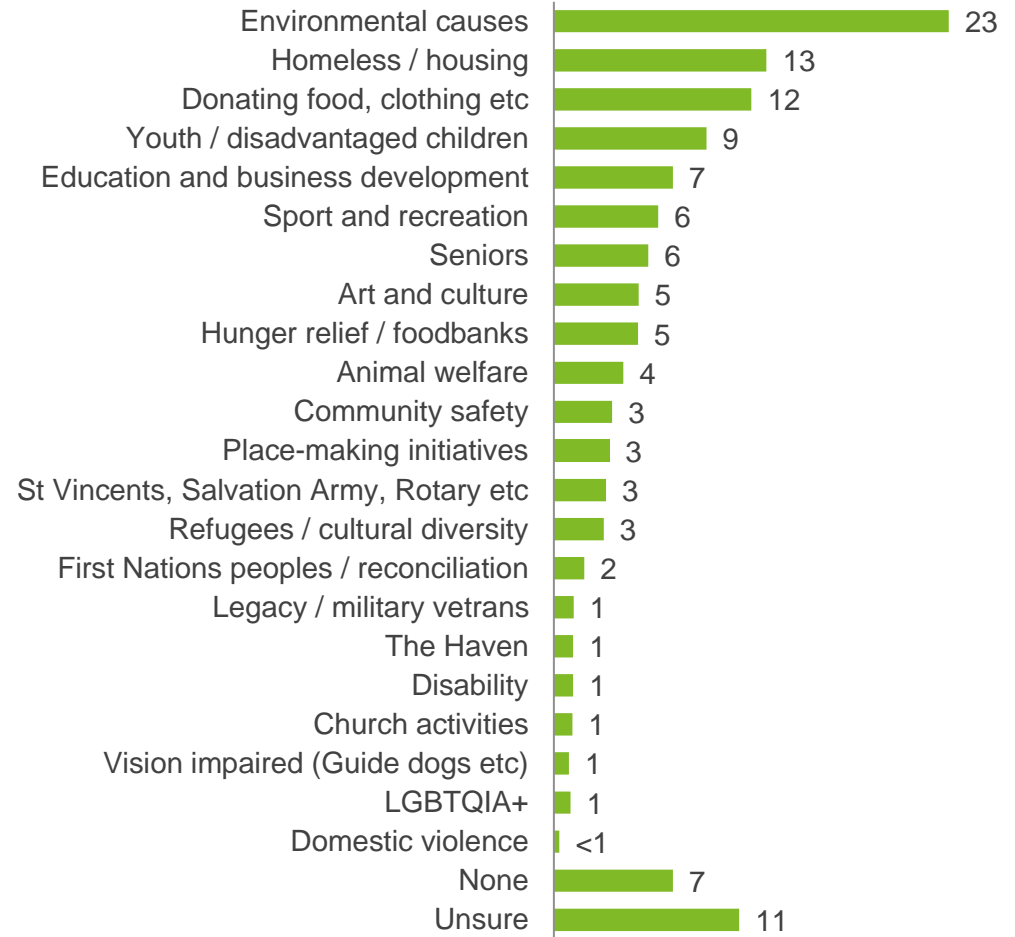
“Environmental management/ planting type days.”

“Environmental - Increased canopy, biodiversity, Cockatoos; Community supports - mental health, affordable housing, gifting community building.”

“Enhancing the character streetscapes.”

Which social causes or philanthropic projects are you most interested in supporting within the Town of Victoria Park?

% of respondents



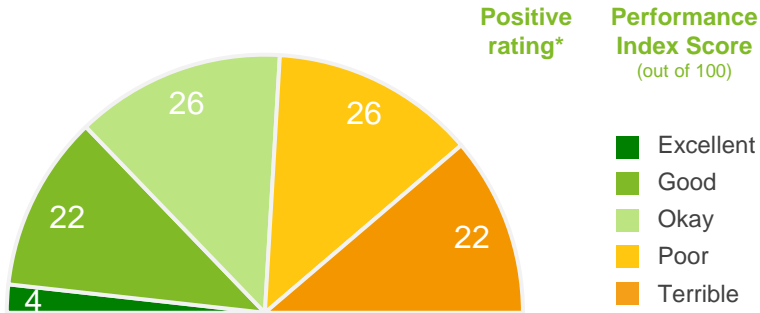
Community safety

Performance ratings

Community safety and crime prevention

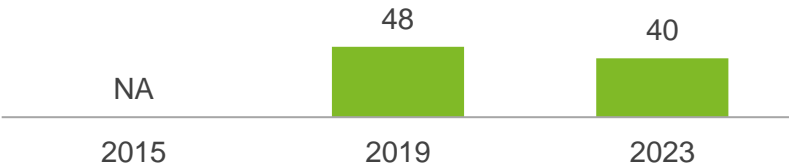
Performance ratings

% of respondents



Trend Analysis

Performance Index Score



MARKYT Industry Standards

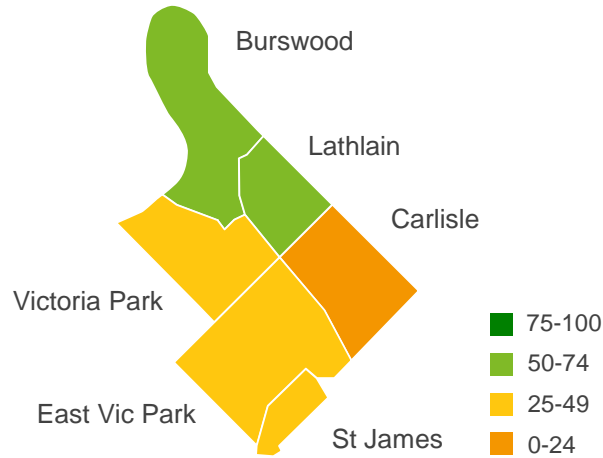
Performance Index Score



Town of Victoria Park	40
Industry High	66
Industry Average	49

Geographical variances

Performance Index Score



Location

Burswood	51
Carlisle	24
East Vic Park	42
Lathlain	54
St James	42
Victoria Park	43

Community variances

Performance Index Score

Gender

Male	39
Female	39

Age of children

0-4 years	33
5-11 years	33
12-17 years	35
18+ years	43
No children	45

Disability & culture

Disability	32
First Nations person#	49
Mainly speak LOTE	31

Age

14-34 years	35
35-49 years	38
50-64 years	37
65+ years	54

Home ownership

Home owner	37
Renting / other	52

Q. How would you rate performance in the following areas?

Base: All respondents, excludes 'unsure' and 'no response' (n = 519).

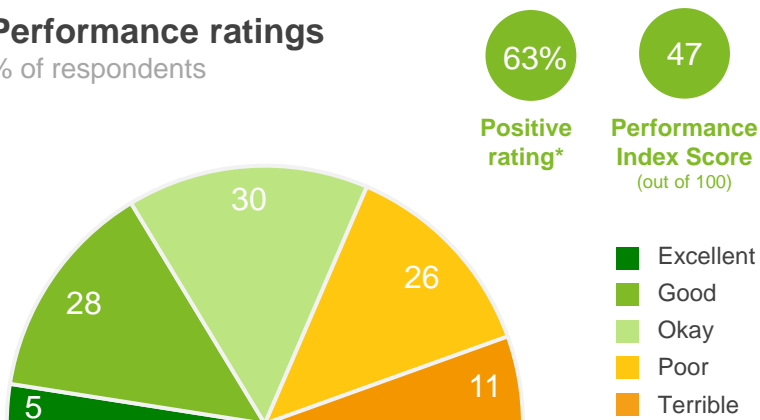
* Positive Rating = excellent, good + okay # Small sample size (<20 respondents)

Performance ratings

Lighting of streets and public places

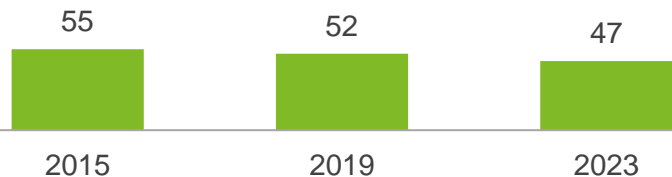
Performance ratings

% of respondents



Trend Analysis

Performance Index Score



MARKYT Industry Standards

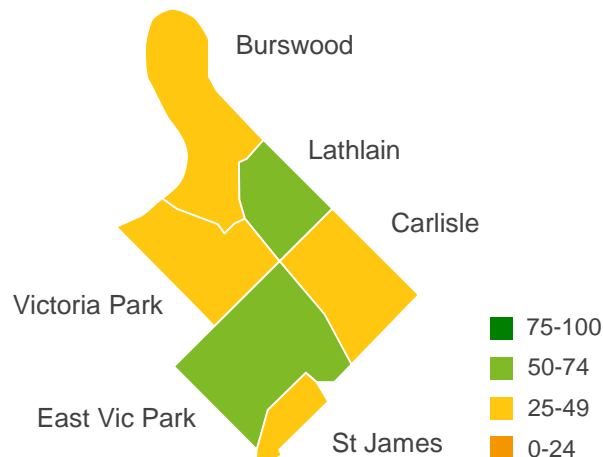
Performance Index Score



Town of Victoria Park	47
Industry High	66
Industry Average	53

Geographical variances

Performance Index Score



Location

Burswood	46
Carlisle	34
East Vic Park	52
Lathlain	59
St James	47
Victoria Park	49

Community variances

Performance Index Score

Gender

Male	49
Female	45

Age of children

0-4 years	46
5-11 years	43
12-17 years	47
18+ years	51
No children	51

Disability & culture

Disability	41
First Nations person#	54
Mainly speak LOTE	40

Age

14-34 years	42
35-49 years	47
50-64 years	48
65+ years	58

Home ownership

Home owner	46
Renting / other	57

Q. How would you rate performance in the following areas?

Base: All respondents, excludes 'unsure' and 'no response' (n = 569).

* Positive Rating = excellent, good + okay # Small sample size (<20 respondents)

Performance ratings

Animal management (dogs and cats)

Performance ratings

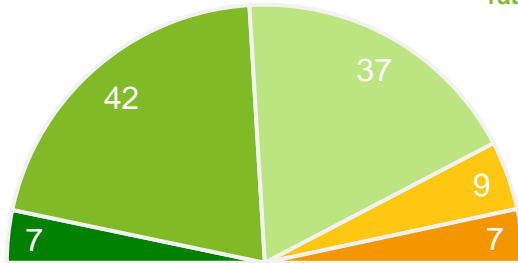
% of respondents

85%

Positive rating*

58

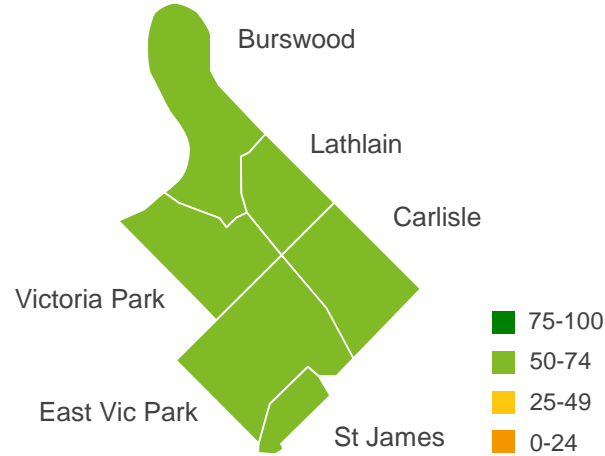
Performance Index Score (out of 100)



- Excellent
- Good
- Okay
- Poor
- Terrible

Geographical variances

Performance Index Score

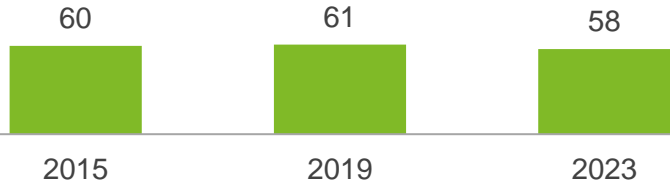


Location

Burswood	59
Carlisle	55
East Vic Park	60
Lathlain	60
St James	65
Victoria Park	55

Trend Analysis

Performance Index Score



Community variances

Performance Index Score

Gender	Age of children	Disability & culture
Male 57	0-4 years 52	Disability 61
Female 60	5-11 years 55	First Nations person# 54
	12-17 years 58	Mainly speak LOTE 49
	18+ years 59	
	No children 60	Home ownership
		Home owner 57
		Renting / other 66

MARKYT Industry Standards

Performance Index Score



Town of Victoria Park	58
Industry High	67
Industry Average	54

Q. How would you rate performance in the following areas?

Base: All respondents, excludes 'unsure' and 'no response' (n = 461).

* Positive Rating = excellent, good + okay # Small sample size (<20 respondents)

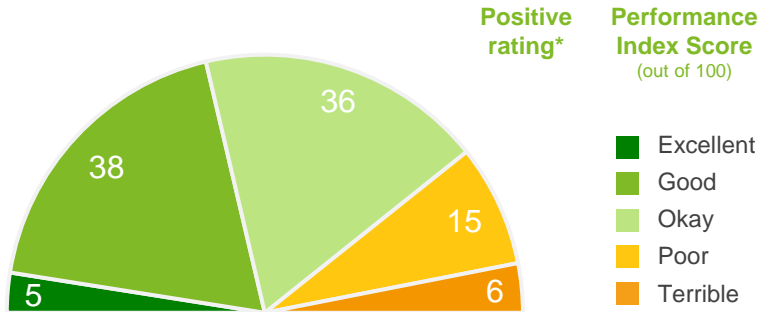
Planning and development

Performance ratings

Managing responsible growth and development

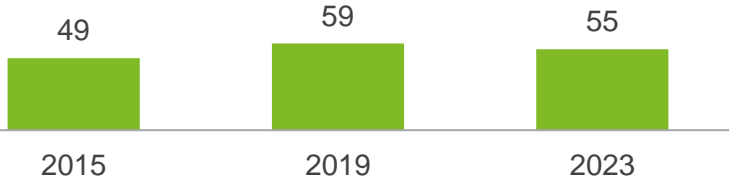
Performance ratings

% of respondents



Trend Analysis

Performance Index Score



MARKYT Industry Standards

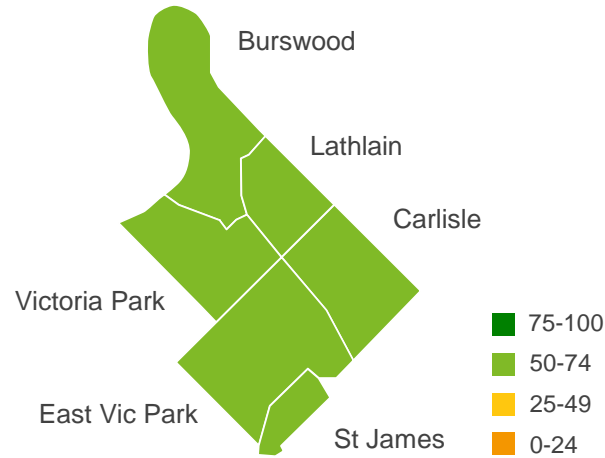
Performance Index Score



Town of Victoria Park	55
Industry High	58
Industry Average	46

Geographical variances

Performance Index Score



Location

Burswood	57
Carlisle	50
East Vic Park	54
Lathlain	60
St James	66
Victoria Park	56

Community variances

Performance Index Score

Gender		Age of children		Disability & culture			
Male	52	0-4 years	49	Disability	53		
Female	58	5-11 years	51	First Nations person#	15		
Age	14-34 years	56	12-17 years	54	Mainly speak LOTE	50	
	35-49 years	55	18+ years	53	Home ownership	Home owner	54
	50-64 years	51	No children	57		Renting / other	63
	65+ years	58					

Q. How would you rate performance in the following areas?

Base: All respondents, excludes 'unsure' and 'no response' (n = 481).

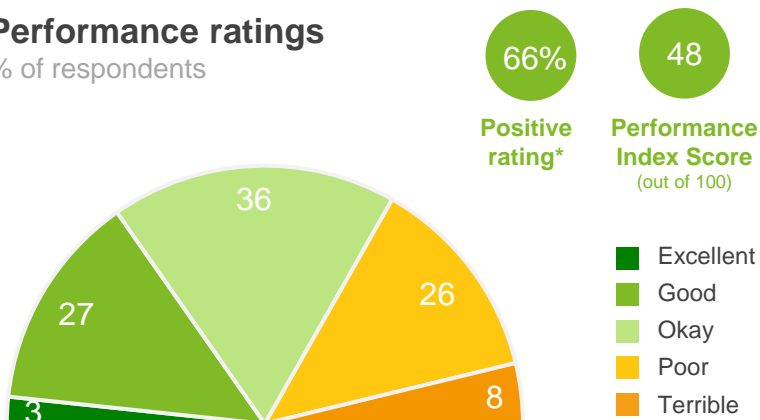
* Positive Rating = excellent, good + okay # Small sample size (<20 respondents)

Performance ratings

Planning and building approvals

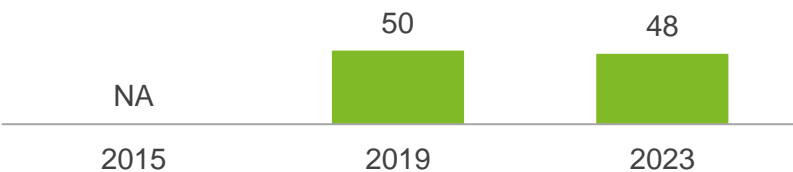
Performance ratings

% of respondents



Trend Analysis

Performance Index Score



MARKYT Industry Standards

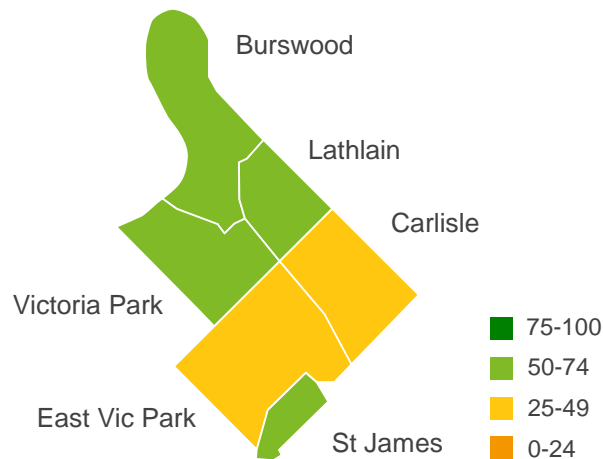
Performance Index Score



Town of Victoria Park	48
Industry High	56
Industry Average	43

Geographical variances

Performance Index Score



Location

Burswood	54
Carlisle	42
East Vic Park	48
Lathlain	50
St James	56
Victoria Park	50

Community variances

Performance Index Score

Gender

Male	48
Female	49

Age of children

0-4 years	46
5-11 years	43
12-17 years	47
18+ years	40
No children	51

Disability & culture

Disability	44
First Nations person#	32
Mainly speak LOTE	46

Age

14-34 years	51
35-49 years	49
50-64 years	40
65+ years	50

Home ownership

Home owner	47
Renting / other	55

Q. How would you rate performance in the following areas?

Base: All respondents, excludes 'unsure' and 'no response' (n = 364).

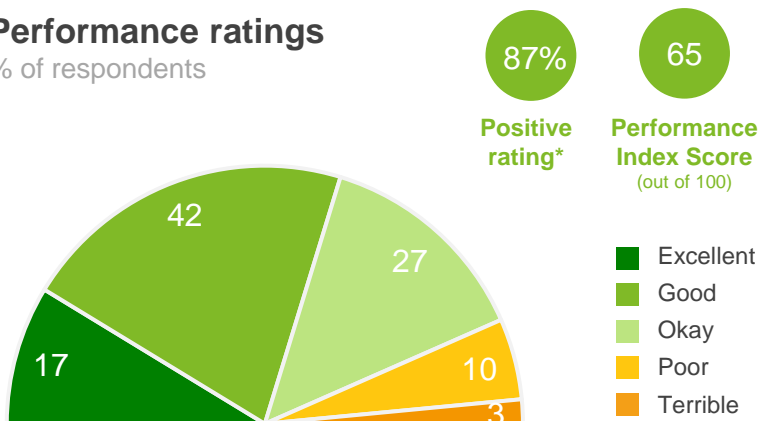
* Positive Rating = excellent, good + okay # Small sample size (<20 respondents)

Performance ratings

The area's character and identity

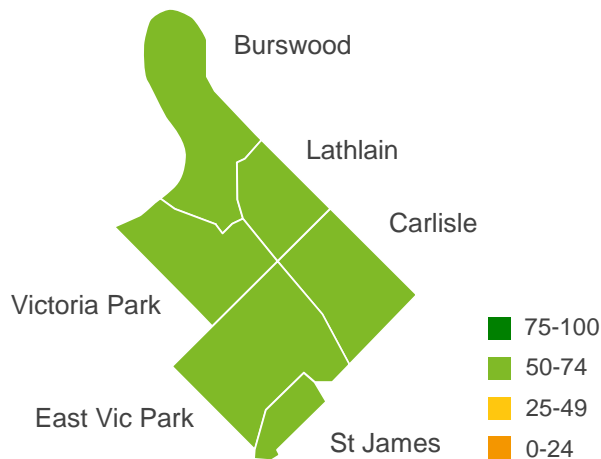
Performance ratings

% of respondents



Geographical variances

Performance Index Score

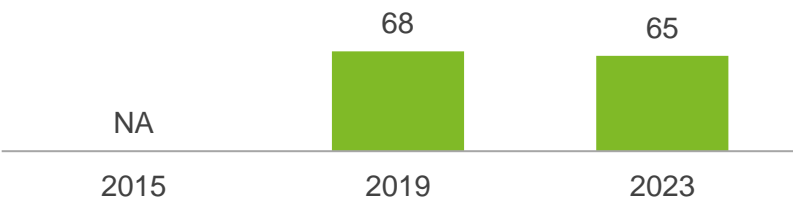


Location

Burswood	65
Carlisle	58
East Vic Park	66
Lathlain	71
St James	70
Victoria Park	67

Trend Analysis

Performance Index Score



Community variances

Performance Index Score

Gender	Age of children	Disability & culture	
Male 61	0-4 years 65	Disability 67	
Female 69	5-11 years 64	First Nations person# 44	
Age	12-17 years 66	Mainly speak LOTE 57	
	14-34 years 63	Home ownership	
	35-49 years 68		Home owner 65
	50-64 years 64		Renting / other 68
65+ years 67	No children 67		

MARKYT Industry Standards

Performance Index Score



Town of Victoria Park	65
Industry High	65
Industry Average	57

Q. How would you rate performance in the following areas?

Base: All respondents, excludes 'unsure' and 'no response' (n = 545).

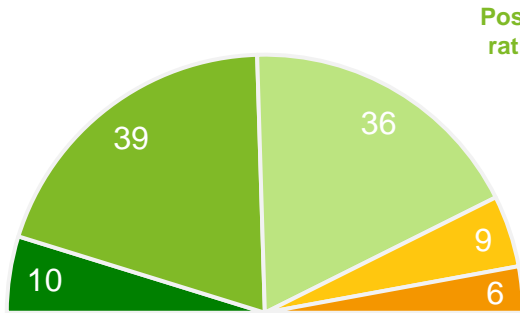
* Positive Rating = excellent, good + okay # Small sample size (<20 respondents)

Performance ratings

Access to housing that meets your needs

Performance ratings

% of respondents



85%

Positive rating*

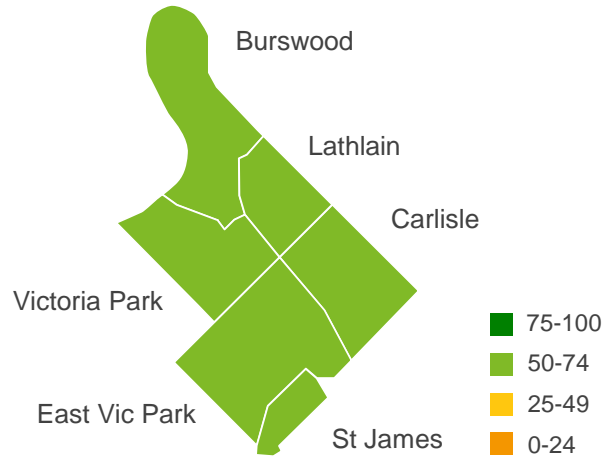
60

Performance Index Score (out of 100)

- Excellent
- Good
- Okay
- Poor
- Terrible

Geographical variances

Performance Index Score

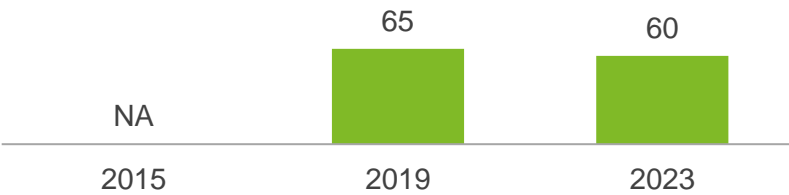


Location

Burswood	61
Carlisle	55
East Vic Park	58
Lathlain	62
St James	63
Victoria Park	63

Trend Analysis

Performance Index Score



Community variances

Performance Index Score

Gender		Age of children		Disability & culture		
Male	57	0-4 years	58	Disability	56	
Female	63	5-11 years	56	First Nations person#	31	
Age	14-34 years	53	12-17 years	66	Mainly speak LOTE	58
	35-49 years	64	18+ years	57	Home ownership	
	50-64 years	64	No children	61	Home owner	61
65+ years	62			Renting / other	50	

MARKYT Industry Standards

Performance Index Score



Town of Victoria Park	60
Industry High	65
Industry Average	52

Q. How would you rate performance in the following areas?

Base: All respondents, excludes 'unsure' and 'no response' (n = 393).

* Positive Rating = excellent, good + okay # Small sample size (<20 respondents)

Performance ratings

Preserving and promoting local history and heritage

Performance ratings

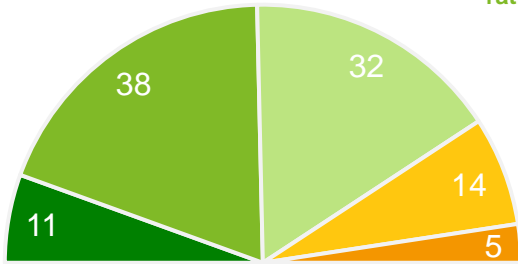
% of respondents

82%

Positive rating*

59

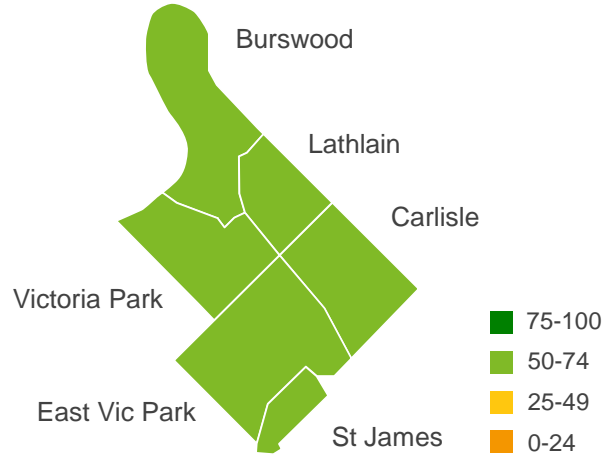
Performance Index Score (out of 100)



- Excellent
- Good
- Okay
- Poor
- Terrible

Geographical variances

Performance Index Score

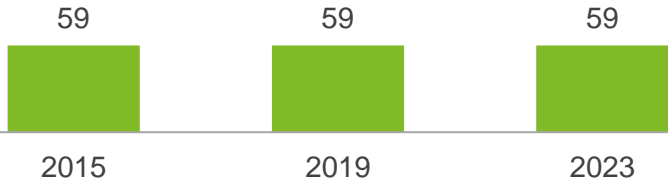


Location

Burswood	65
Carlisle	55
East Vic Park	58
Lathlain	66
St James	57
Victoria Park	60

Trend Analysis

Performance Index Score



Community variances

Performance Index Score

Gender	Age of children	Disability & culture
Male 56	0-4 years 62	Disability 54
Female 63	5-11 years 59	First Nations person# 38
	12-17 years 59	Mainly speak LOTE 51
Age	18+ years 51	Home ownership
14-34 years 58	No children 60	Home owner 60
35-49 years 56		Renting / other 54
50-64 years 57		
65+ years 68		

MARKYT Industry Standards

Performance Index Score



Town of Victoria Park	59
Industry High	70
Industry Average	58

Q. How would you rate performance in the following areas?

Base: All respondents, excludes 'unsure' and 'no response' (n = 455).

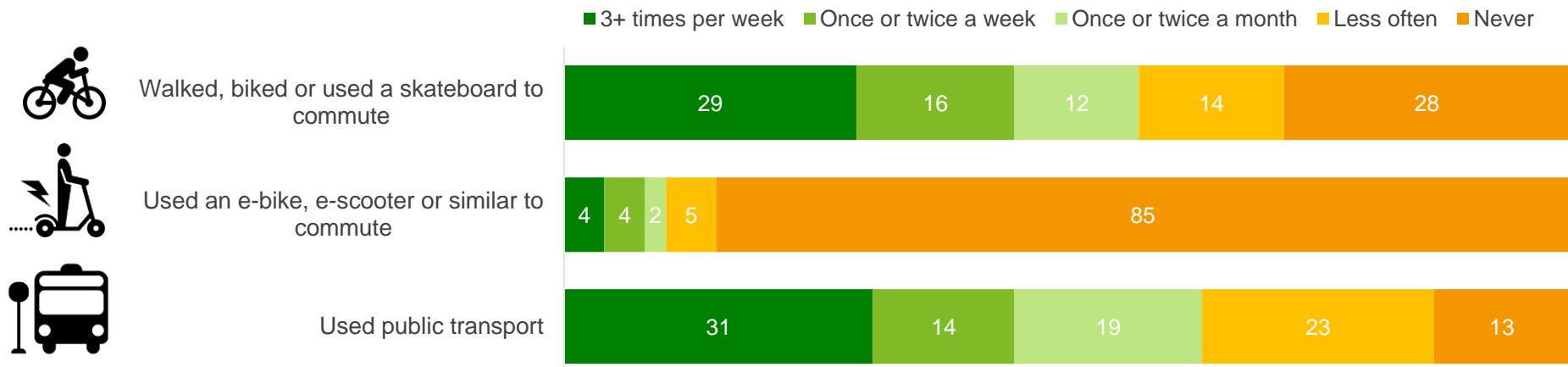
* Positive Rating = excellent, good + okay # Small sample size (<20 respondents)

Moving around

Moving around the Town of Victoria Park

In the past year, how frequently did you, or other members of your household, do the following:

% of respondents



Variations across the community

% of respondents who travel this way at least once a month

	Total	Gender		Respondent age				Have child aged:				Cultural group		Education					Employment					Location									
		Male	Female	18-34 years	35-49 years	50-64 years	65+ years	No children	0-4 years	5-11 years	12-17 years	18+ years	Disability	LOTE	Secondary Education	Certificate IV	Diploma	Bachelor Degree	Graduate Diploma	Postgraduate Degree	Full-time	Casual / part-time	Self employed	Home duties	Retired	Home owner	Renting / Other	Burswood	Carlisle	East Victoria Park	Lathlain	St James	Victoria Park
Walked, biked, skateboard	57	59	54	57	60	52	59	53	65	70	60	69	63	69	57	54	52	61	65	56	54	62	52	66	63	57	59	80	47	57	61	50	64
E-bike, e-scooter	10	10	11	7	17	11	5	9	10	18	12	13	5	12	3	8	17	10	6	14	11	16	11	20	3	10	11	14	3	14	8	3	13
Public transport	63	62	63	62	65	63	65	61	63	66	76	79	64	65	48	56	52	68	78	61	61	68	50	47	67	64	61	58	62	57	79	67	69

Q. Over the past year, how frequently did you do the following?

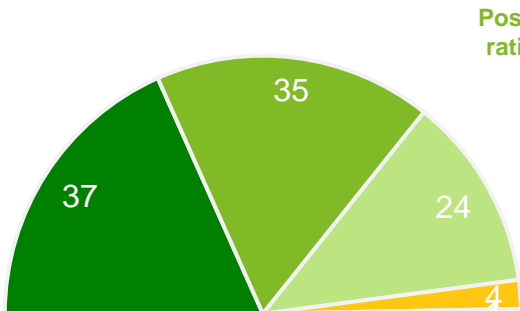
Base: all respondents, excludes no response (n = varies from 504-508)

Performance ratings

Access to public transport

Performance ratings

% of respondents



96%

Positive rating*

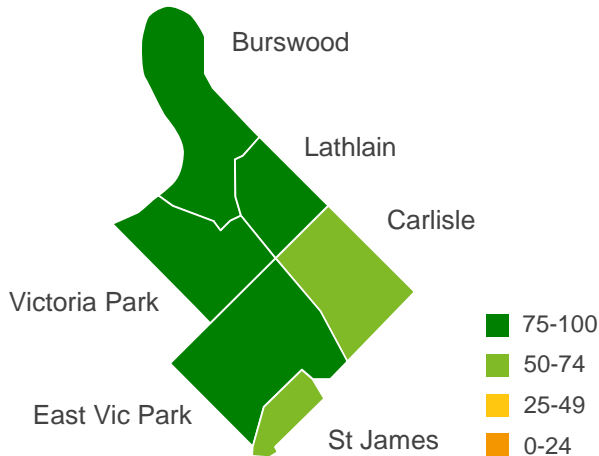
76

Performance Index Score (out of 100)

- Excellent
- Good
- Okay
- Poor
- Terrible

Geographical variances

Performance Index Score

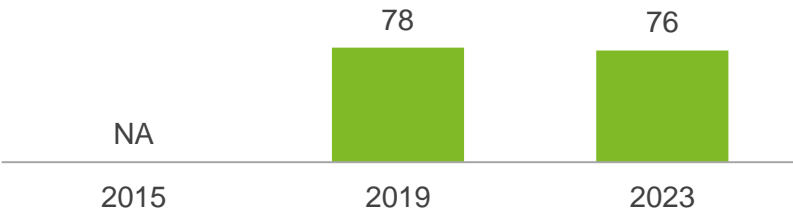


Location

Burswood	75
Carlisle	70
East Vic Park	77
Lathlain	80
St James	65
Victoria Park	82

Trend Analysis

Performance Index Score



Community variances

Performance Index Score

Gender

Male	75
Female	77

Age of children

0-4 years	81
5-11 years	79
12-17 years	79
18+ years	79
No children	75

Disability & culture

Disability	65
First Nations person#	63
Mainly speak LOTE	69

Age

14-34 years	75
35-49 years	77
50-64 years	77
65+ years	74

Home ownership

Home owner	75
Renting / other	78

MARKYT Industry Standards

Performance Index Score



Town of Victoria Park	76
Industry High	82
Industry Average	55

Q. How would you rate performance in the following areas?

Base: All respondents, excludes 'unsure' and 'no response' (n = 554).

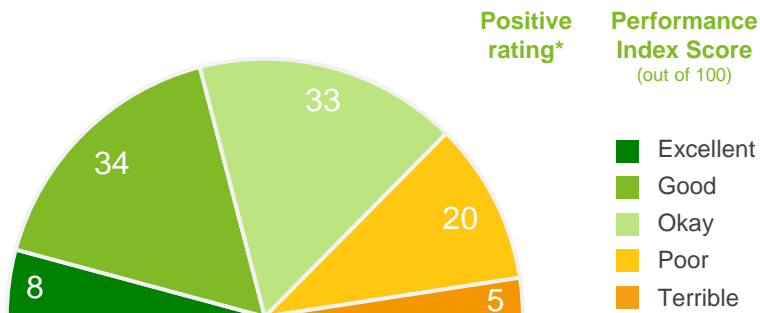
* Positive Rating = excellent, good + okay # Small sample size (<20 respondents)

Performance ratings

Footpaths and cycleways

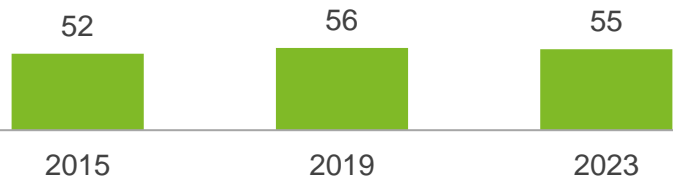
Performance ratings

% of respondents



Trend Analysis

Performance Index Score



MARKYT Industry Standards

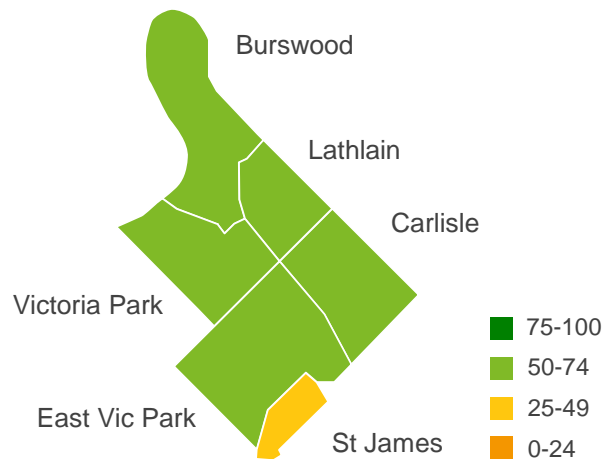
Performance Index Score



Town of Victoria Park	55
Industry High	67
Industry Average	53

Geographical variances

Performance Index Score



Location

Burswood	50
Carlisle	54
East Vic Park	55
Lathlain	60
St James	47
Victoria Park	57

Community variances

Performance Index Score

Gender

Male	55
Female	55

Age of children

0-4 years	50
5-11 years	48
12-17 years	52
18+ years	53
No children	58

Disability & culture

Disability	53
First Nations person#	56
Mainly speak LOTE	49

Age

14-34 years	57
35-49 years	52
50-64 years	57
65+ years	55

Home ownership

Home owner	53
Renting / other	65

Q. How would you rate performance in the following areas?

Base: All respondents, excludes 'unsure' and 'no response' (n = 558).

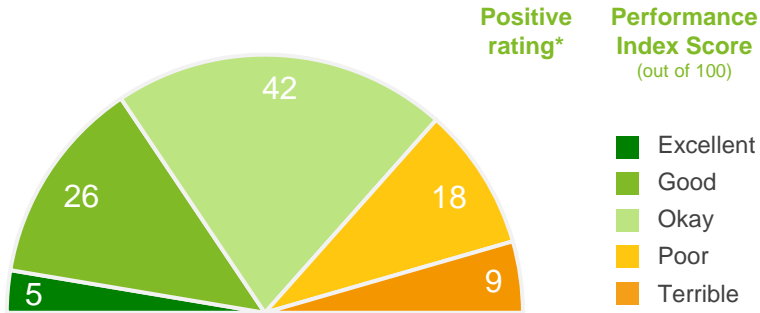
* Positive Rating = excellent, good + okay # Small sample size (<20 respondents)

Performance ratings

Traffic management

Performance ratings

% of respondents



73%

Positive rating*

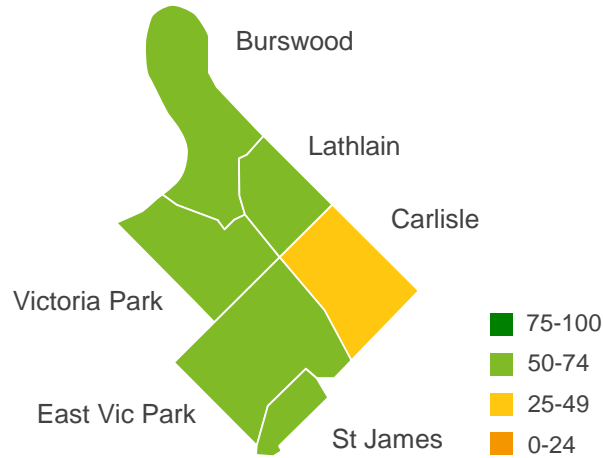
50

Performance Index Score (out of 100)

- Excellent
- Good
- Okay
- Poor
- Terrible

Geographical variances

Performance Index Score

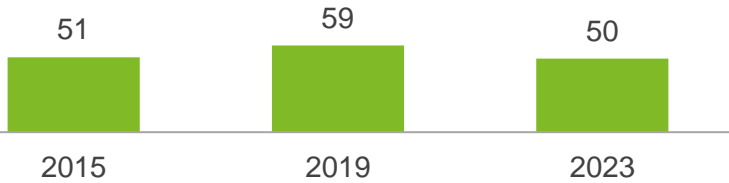


Location

Burswood	52
Carlisle	42
East Vic Park	53
Lathlain	50
St James	56
Victoria Park	52

Trend Analysis

Performance Index Score



Community variances

Performance Index Score

Gender	Age of children	Disability & culture
Male 48	0-4 years 44	Disability 48
Female 51	5-11 years 45	First Nations person# 35
Age	12-17 years 52	Mainly speak LOTE 50
14-34 years 49	18+ years 45	Home ownership
35-49 years 50	No children 52	Home owner 48
50-64 years 48		Renting / other 60
65+ years 54		

MARKYT Industry Standards

Performance Index Score



Town of Victoria Park	50
Industry High	63
Industry Average	52

Q. How would you rate performance in the following areas?

Base: All respondents, excludes 'unsure' and 'no response' (n = 542).

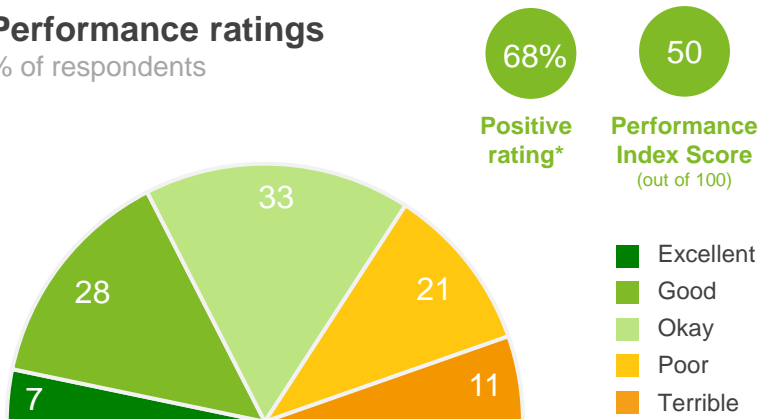
* Positive Rating = excellent, good + okay # Small sample size (<20 respondents)

Performance ratings

Parking management

Performance ratings

% of respondents



68%

Positive rating*

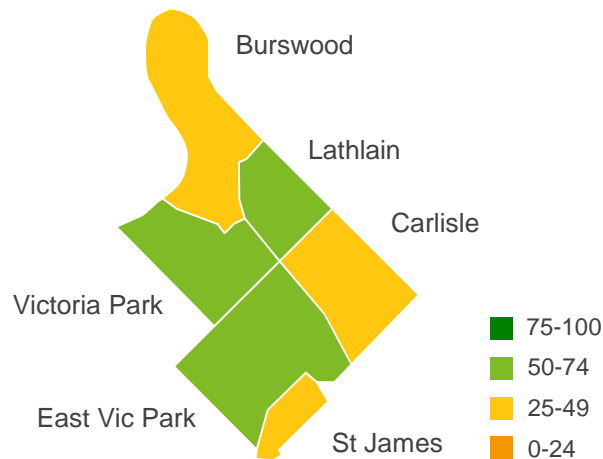
50

Performance Index Score (out of 100)

- Excellent
- Good
- Okay
- Poor
- Terrible

Geographical variances

Performance Index Score

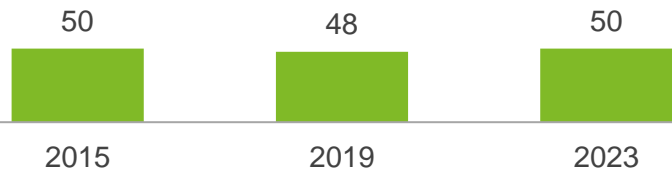


Location

Burswood	48
Carlisle	45
East Vic Park	50
Lathlain	57
St James	42
Victoria Park	54

Trend Analysis

Performance Index Score



Community variances

Performance Index Score

Gender

Male	49
Female	50

Age of children

0-4 years	45
5-11 years	45
12-17 years	49
18+ years	47
No children	52

Disability & culture

Disability	47
First Nations person#	33
Mainly speak LOTE	48

Age

14-34 years	49
35-49 years	50
50-64 years	48
65+ years	54

Home ownership

Home owner	49
Renting / other	53

MARKYT Industry Standards

Performance Index Score



Town of Victoria Park	50
Industry High	60
Industry Average	52

Q. How would you rate performance in the following areas?

Base: All respondents, excludes 'unsure' and 'no response' (n = 546).

* Positive Rating = excellent, good + okay # Small sample size (<20 respondents)

Performance ratings

Local roads

Performance ratings

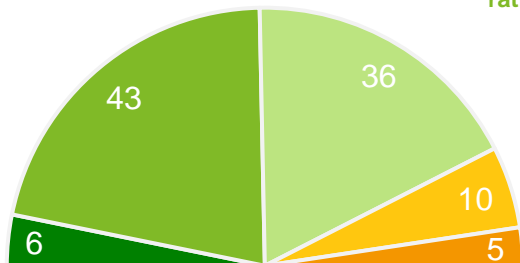
% of respondents

85%

Positive rating*

59

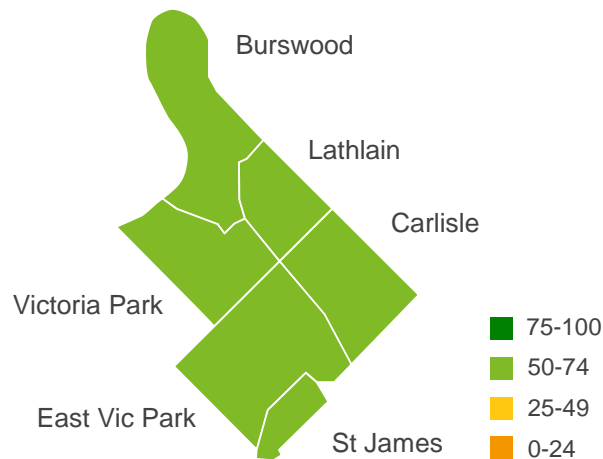
Performance Index Score (out of 100)



- Excellent
- Good
- Okay
- Poor
- Terrible

Geographical variances

Performance Index Score

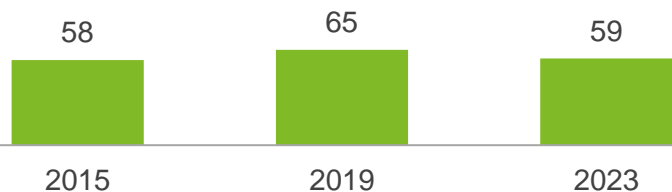


Location

Burswood	63
Carlisle	54
East Vic Park	58
Lathlain	61
St James	61
Victoria Park	63

Trend Analysis

Performance Index Score



Community variances

Performance Index Score

Gender

Male	57
Female	61

Age of children

0-4 years	54
5-11 years	53
12-17 years	60
18+ years	60
No children	62

Disability & culture

Disability	57
First Nations person#	61
Mainly speak LOTE	56

Age

14-34 years	60
35-49 years	56
50-64 years	59
65+ years	61

Home ownership

Home owner	57
Renting / other	68

MARKYT Industry Standards

Performance Index Score



Town of Victoria Park	59
Industry High	70
Industry Average	49

Q. How would you rate performance in the following areas?

Base: All respondents, excludes 'unsure' and 'no response' (n = 563).

* Positive Rating = excellent, good + okay # Small sample size (<20 respondents)

Sustainability

Performance ratings

Efforts to promote and adopt sustainable practices

to manage climate change

Performance ratings

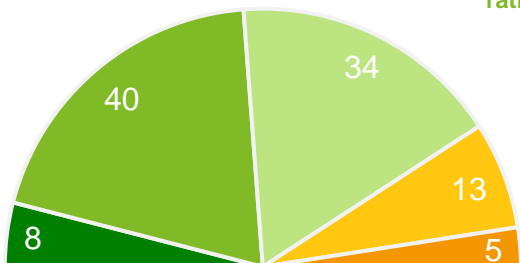
% of respondents

82%

Positive rating*

58

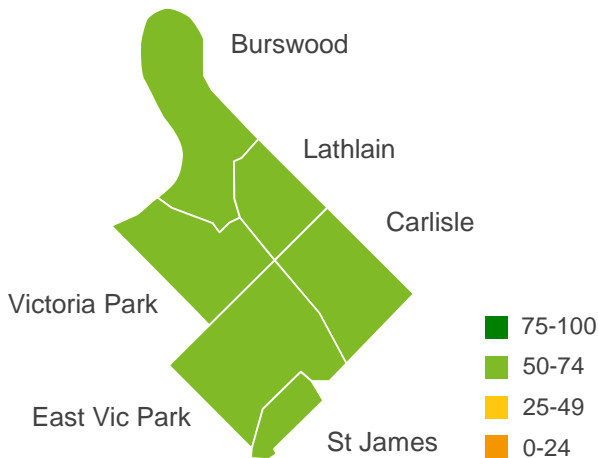
Performance Index Score (out of 100)



- Excellent
- Good
- Okay
- Poor
- Terrible

Geographical variances

Performance Index Score

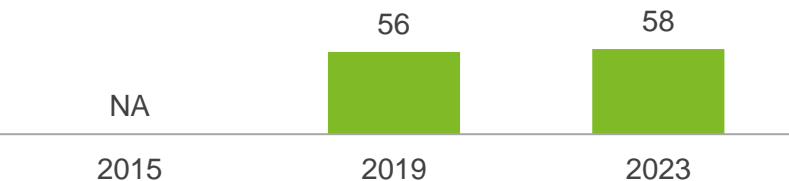


Location

Burswood	62
Carlisle	56
East Vic Park	56
Lathlain	57
St James	69
Victoria Park	59

Trend Analysis

Performance Index Score



Community variances

Performance Index Score

Gender	Age of children	Disability & culture
Male 54	0-4 years 57	Disability 62
Female 63	5-11 years 59	First Nations person# 53
Age	12-17 years 55	Mainly speak LOTE 58
14-34 years 57	18+ years 54	Home ownership
35-49 years 56	No children 59	Home owner 58
50-64 years 58		Renting / other 56
65+ years 64		

MARKYT Industry Standards

Performance Index Score



Town of Victoria Park	58
Industry High	68
Industry Average	49

Q. How would you rate performance in the following areas?

Base: All respondents, excludes 'unsure' and 'no response' (n = 456).

* Positive Rating = excellent, good + okay # Small sample size (<20 respondents)

Performance ratings

Conservation and environmental management

Performance ratings

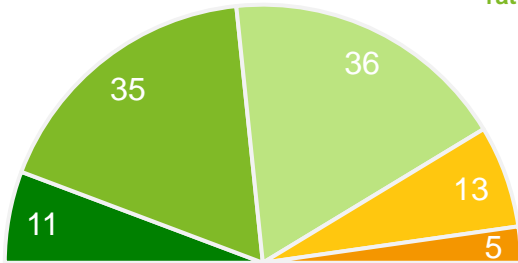
% of respondents

83%

59

Positive rating*

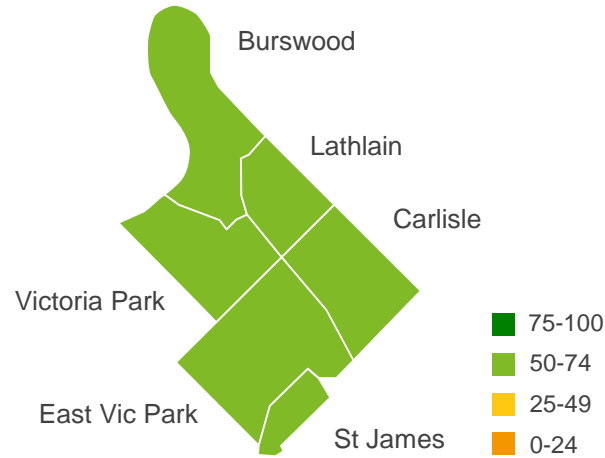
Performance Index Score (out of 100)



- Excellent
- Good
- Okay
- Poor
- Terrible

Geographical variances

Performance Index Score

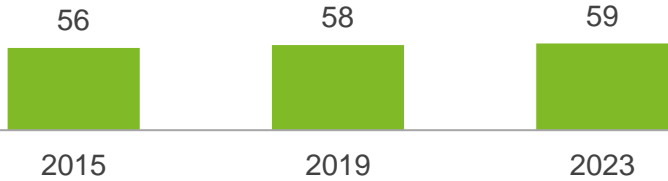


Location

Burswood	67
Carlisle	57
East Vic Park	57
Lathlain	65
St James	64
Victoria Park	59

Trend Analysis

Performance Index Score



Community variances

Performance Index Score

Gender

Male	55
Female	64

Age of children

0-4 years	57
5-11 years	57
12-17 years	56
18+ years	53
No children	61

Disability & culture

Disability	59
First Nations person#	52
Mainly speak LOTE	58

Age

14-34 years	58
35-49 years	58
50-64 years	57
65+ years	64

Home ownership

Home owner	60
Renting / other	55

MARKYT Industry Standards

Performance Index Score



Town of Victoria Park	59
Industry High	68
Industry Average	53

Q. How would you rate performance in the following areas?

Base: All respondents, excludes 'unsure' and 'no response' (n = 465).

* Positive Rating = excellent, good + okay # Small sample size (<20 respondents)

Performance ratings

Streetscapes, trees and verges

Performance ratings

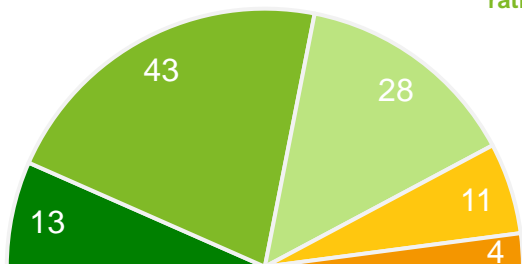
% of respondents

84%

62

Positive rating*

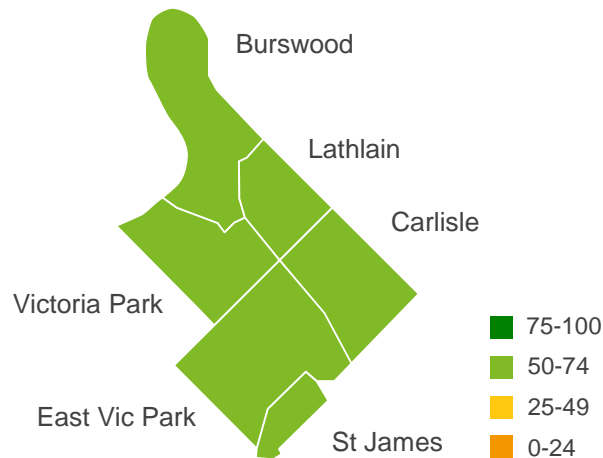
Performance Index Score (out of 100)



- Excellent
- Good
- Okay
- Poor
- Terrible

Geographical variances

Performance Index Score

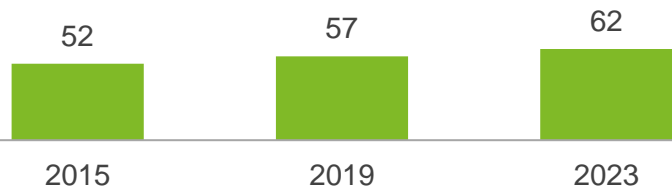


Location

Burswood	66
Carlisle	61
East Vic Park	60
Lathlain	69
St James	62
Victoria Park	65

Trend Analysis

Performance Index Score



Community variances

Performance Index Score

Gender

Male	60
Female	64

Age of children

0-4 years	53
5-11 years	53
12-17 years	63
18+ years	59
No children	66

Disability & culture

Disability	61
First Nations person#	41
Mainly speak LOTE	60

Age

14-34 years	63
35-49 years	61
50-64 years	63
65+ years	63

Home ownership

Home owner	61
Renting / other	69

MARKYT Industry Standards

Performance Index Score



Town of Victoria Park	62
Industry High	69
Industry Average	54

Q. How would you rate performance in the following areas?

Base: All respondents, excludes 'unsure' and 'no response' (n = 562).

* Positive Rating = excellent, good + okay # Small sample size (<20 respondents)

Performance ratings

Waste management

Performance ratings

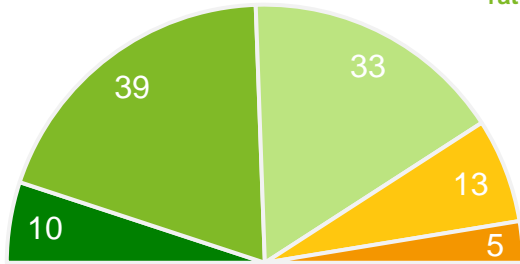
% of respondents

82%

Positive rating*

59

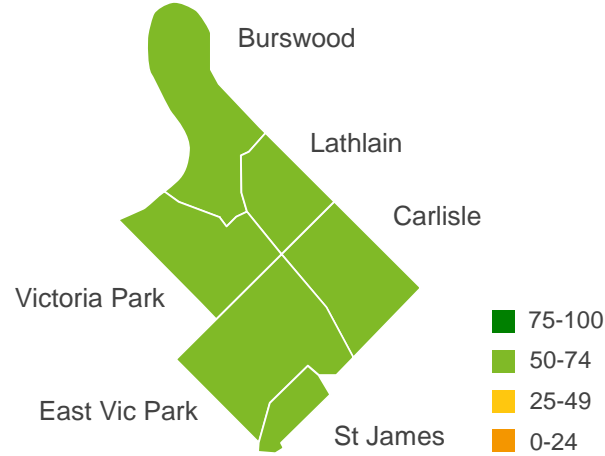
Performance Index Score (out of 100)



- Excellent
- Good
- Okay
- Poor
- Terrible

Geographical variances

Performance Index Score

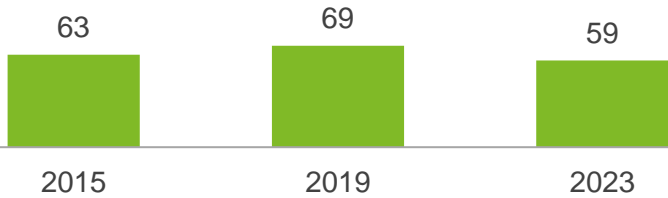


Location

Burswood	57
Carlisle	58
East Vic Park	60
Lathlain	71
St James	58
Victoria Park	54

Trend Analysis

Performance Index Score



Community variances

Performance Index Score

Gender	Age of children	Disability & culture
Male 59	0-4 years 60	Disability 55
Female 60	5-11 years 55	First Nations person# 40
Age	12-17 years 58	Mainly speak LOTE 54
14-34 years 53	18+ years 55	Home ownership
35-49 years 61	No children 61	Home owner 60
50-64 years 61		Renting / other 55
65+ years 65		

MARKYT Industry Standards

Performance Index Score



Town of Victoria Park	59
Industry High	77
Industry Average	63

Q. How would you rate performance in the following areas?

Base: All respondents, excludes 'unsure' and 'no response' (n = 538).

* Positive Rating = excellent, good + okay # Small sample size (<20 respondents)

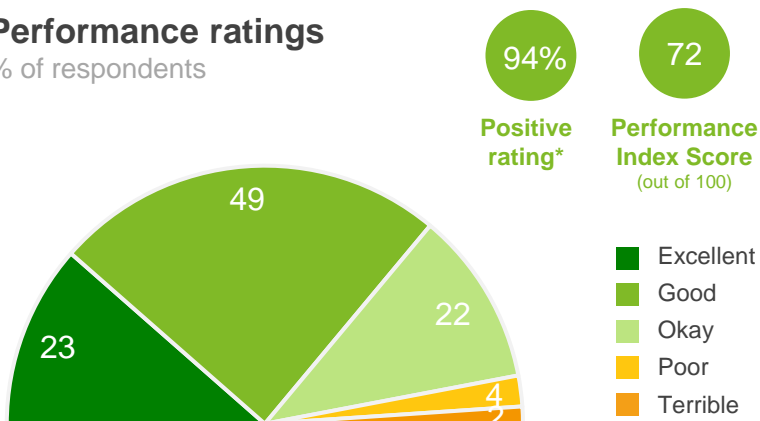
Prosperity

Performance ratings

Place to work or operate a business

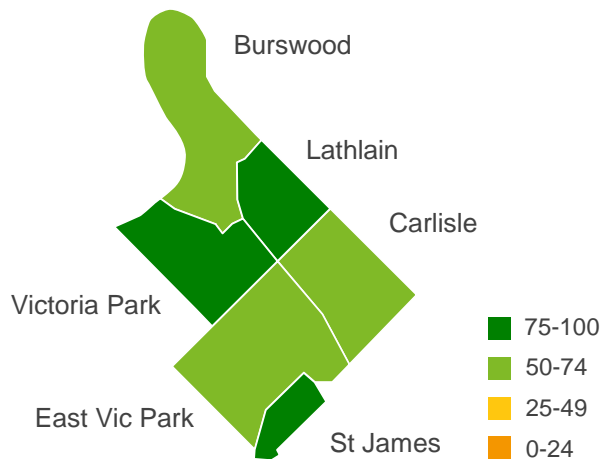
Performance ratings

% of respondents



Geographical variances

Performance Index Score



Location

Burswood	65
Carlisle	63
East Vic Park	74
Lathlain	77
St James	76
Victoria Park	76

Trend Analysis

Performance Index Score



Community variances

Performance Index Score

Gender		Age of children		Disability & culture		
Male	69	0-4 years	75	Disability	67	
Female	76	5-11 years	71	First Nations person#	70	
Age	14-34 years	12-17 years	72	Mainly speak LOTE	73	
	35-49 years	18+ years	68	Home ownership		
	50-64 years	No children	74		Home owner	71
	65+ years				Renting / other	76

MARKYT Industry Standards

Performance Index Score



Town of Victoria Park	72
Industry High	72
Industry Average	59

Q. How would you rate performance in the following areas?

Base: All respondents, excludes 'unsure' and 'no response' (n = 311).

* Positive Rating = excellent, good + okay # Small sample size (<20 respondents)

Performance ratings

Economic development and job creation

Performance ratings

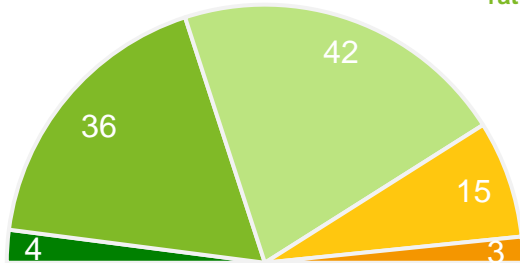
% of respondents

82%

Positive rating*

56

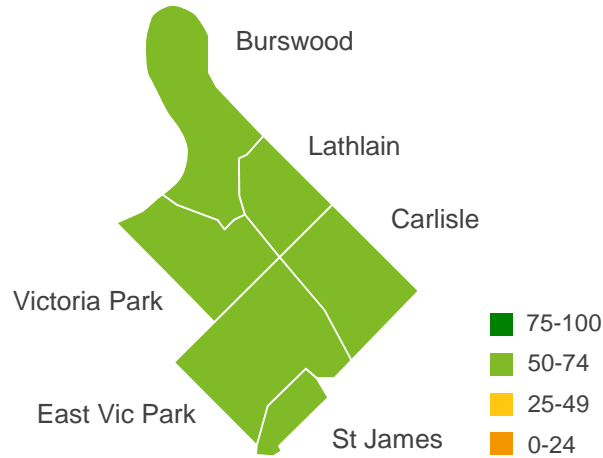
Performance Index Score (out of 100)



- Excellent
- Good
- Okay
- Poor
- Terrible

Geographical variances

Performance Index Score

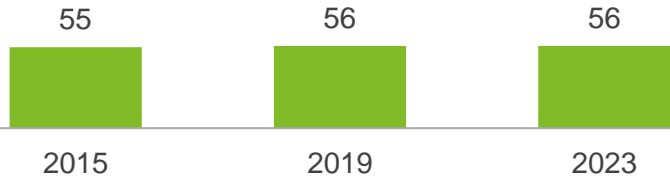


Location

Burswood	60
Carlisle	54
East Vic Park	54
Lathlain	62
St James	61
Victoria Park	56

Trend Analysis

Performance Index Score



Community variances

Performance Index Score

Gender

Male	54
Female	58

Age of children

0-4 years	51
5-11 years	54
12-17 years	54
18+ years	55
No children	56

Disability & culture

Disability	52
First Nations person#	34
Mainly speak LOTE	58

Age

14-34 years	55
35-49 years	58
50-64 years	54
65+ years	55

Home ownership

Home owner	56
Renting / other	54

MARKYT Industry Standards

Performance Index Score



Town of Victoria Park	56
Industry High	56
Industry Average	43

Q. How would you rate performance in the following areas?

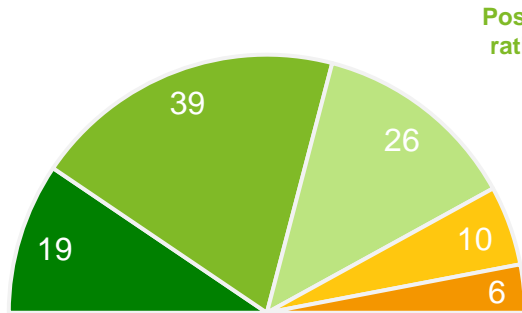
Base: All respondents, excludes 'unsure' and 'no response' (n = 258).

* Positive Rating = excellent, good + okay # Small sample size (<20 respondents)

How good is your life in relation to work and work opportunities?

Personal wellbeing ratings

% of respondents



84%

Positive rating*

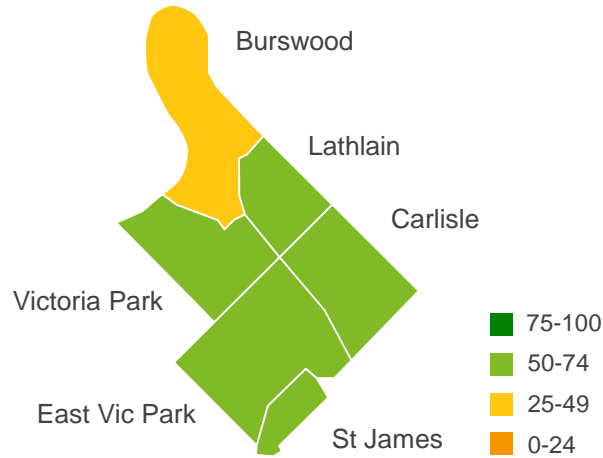
64

Performance Index Score (out of 100)

- Excellent
- Very good
- Good
- Fair
- Poor

Geographical variances

Wellbeing Index Score




Location

Burswood	48
Carlisle	61
East Vic Park	67
Lathlain	69
St James	64
Victoria Park	63

Trend Analysis

Wellbeing Index Score



Community variances

Wellbeing Index Score

Gender	Age of children	Disability & culture
Male	0-4 years	Disability
Female	5-11 years	First Nations person#
	12-17 years	Mainly speak LOTE
	18+ years	Home ownership
	No children	Home owner
		Renting / other

66	63
62	67
66	59
64	60
64	64
50	

40
39
65
65
57

MARKYT Industry Standards

Wellbeing Index Score



Town of Victoria Park	64
Industry High	NA
Industry Average	54

Q. How good is your life in relation to your work / work opportunities?

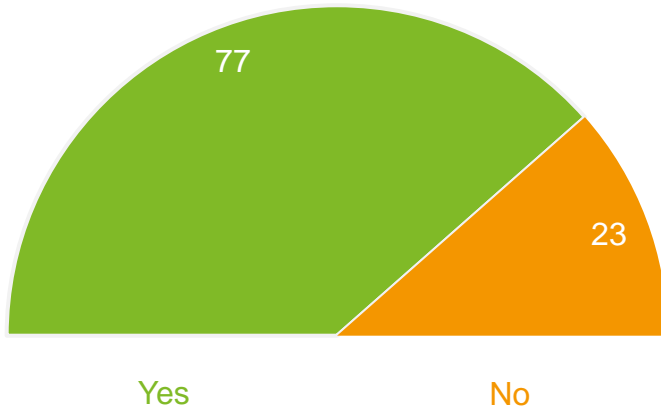
Base: All respondents, excludes 'unsure' and 'no response' (n = 454).

* Positive Rating = excellent, very good + good # Small sample size (<20 respondents)

Sufficient education and training to get a job

Sufficient education and training to get a job

% of respondents



Among respondents who are unemployed or seeking work, 77% feel they have sufficient education and training to get a job.

23% of people in this group do not feel they have sufficient education or training to get a job. This appears to be more of a concern for those with young children and who finished their education at highschool.

Males feel more confident that they have sufficient education and training to get a job when compared to females.

Variations across the community

% yes

Total	Gender		Age				Have child aged					Cultural group		Education level						Employment status					Home tenure		Location						
	Male	Female	18-34 years	35-49 years	50-64 years	65+ years	No children	0-4 years	5-11 years	12-17 years	18+ years	Disability	LOTE	Secondary Education	Certificate IV	Diploma	Bachelor Degree	Graduate Diploma	Postgraduate Degree	Full-time	Casual / part-time	Self employed	Home duties	Retired	Home owner	Renting / Other	Burswood	Carlisle	East Victoria Park	Lathlain	St James	Victoria Park	
77	87	71	80	83	64	69	82	51	64	86	72	71	90	48	62	62	84	73	89	94	71	68	70	60	74	88	76	95	64	56	79	77	

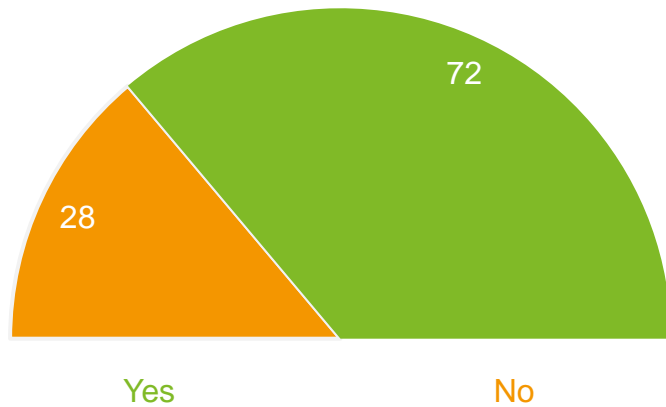
Q. If unemployed or seeking new work, do you feel you have sufficient education and training to get a job?

Base: Respondents who are unemployed or seeking work, excludes 'unsure' and 'no response' (n = 86)

Work life balance

Regularly work over 50 hours a week

% of respondents



Industry Comparisons

% works over 50 hours a week



Town of Victoria Park	28
Australia (2021) [^]	13

Note: possible impacts from COVID-19

Variations across the community

% yes works over 50 hours a week

Total	Gender		Age				Have child aged				Cultural group		Education level					Employment status					Home tenure		Location							
	Male	Female	18-34 years	35-49 years	50-64 years	65+ years	No children	0-4 years	5-11 years	12-17 years	18+ years	Disability	LOTE	Secondary Education	Certificate IV	Diploma	Bachelor Degree	Graduate Diploma	Postgraduate Degree	Full-time	Casual / part-time	Self employed	Home duties	Retired	Home owner	Renting / Other	Burswood	Carlisle	East Victoria Park	Lathlain	St James	Victoria Park
28	31	25	26	31	31	11	32	25	23	26	32	68	13	26	21	31	29	7	33	35	7	40	16	0	28	28	7	30	26	40	28	28

Q. If employed, do you regularly work over 50 hours per week?

Base: All respondents, excludes 'unsure' and 'no response' (n = 380)

[^]Census of Population and Housing: Income and work data summary, 2021, Released at 11:30am (Canberra time) 12 October 2022

How good is your life in relation to your financial situation?

Personal wellbeing ratings

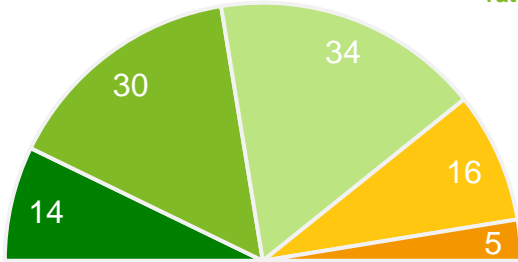
% of respondents

78%

58

Positive rating*

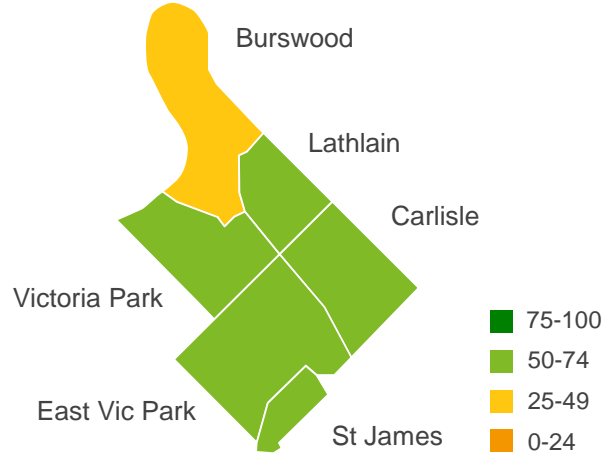
Performance Index Score (out of 100)



- Excellent
- Very good
- Good
- Fair
- Poor

Geographical variances

Wellbeing Index Score



Location

Burswood	46
Carlisle	52
East Vic Park	61
Lathlain	68
St James	50
Victoria Park	61

Trend Analysis

Wellbeing Index Score



Community variances

Wellbeing Index Score

Gender	Age of children	Disability & culture
Male 62	0-4 years 58	Disability 36
Female 55	5-11 years 57	First Nations person# 54
Age	12-17 years 53	Mainly speak LOTE 60
14-34 years 57	18+ years 56	Home ownership
35-49 years 56	No children 59	Home owner 62
50-64 years 61		Renting / other 40
65+ years 61		

MARKYT Industry Standards

Wellbeing Index Score



Town of Victoria Park	58
Industry High	NA
Industry Average	52

Q. How good is your life in relation to your financial situation?

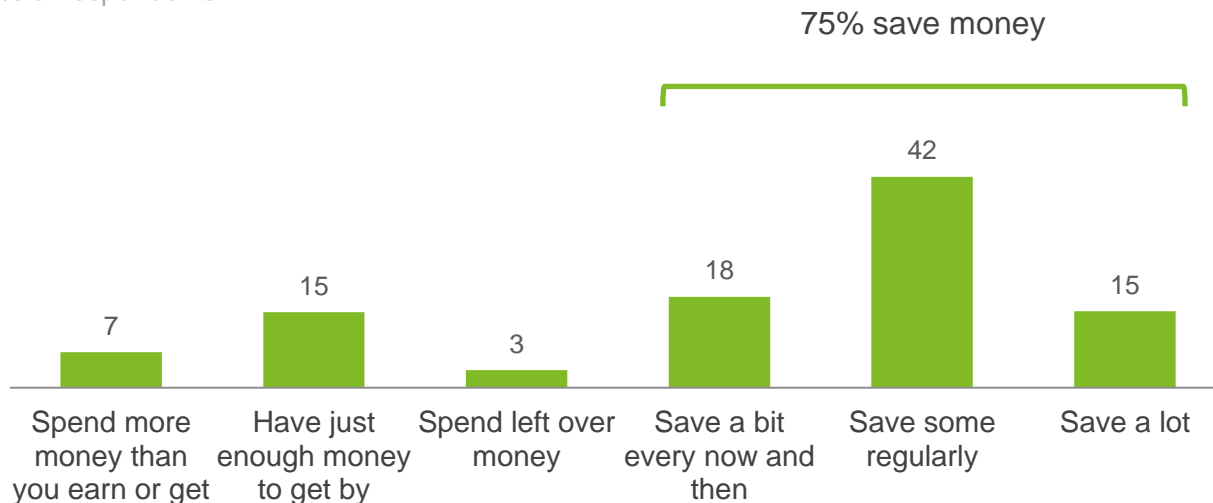
Base: All respondents, excludes 'unsure' and 'no response' (n = 504).

* Positive Rating = excellent, very good + good # Small sample size (<20 respondents)

Household expenditure

In relation to your household spending, would you say you generally:

% of respondents



75% of respondents are able to save money from their earnings, with 15% able to save a lot.

15% have just enough money to get by, and 7% regularly spend more money than they earn.

Those who are struggling financially are most likely to have a disability, be renting, to engage in home duties, or have teenage children living at home.

Variations across the community

% saving money

Total	Gender		Age				Have child aged				Cultural group		Secondary Education	Education level					Employment status					Home tenure		Location						
	Male	Female	18-34 years	35-49 years	50-64 years	65+ years	No children	0-4 years	5-11 years	12-17 years	18+ years	Disability		LOTE	Certificate IV	Diploma	Bachelor Degree	Graduate Diploma	Postgraduate Degree	Full-time	Casual / part-time	Self employed	Home duties	Retired	Home owner	Renting / Other	Burswood	Carlisle	East Victoria Park	Lathlain	St James	Victoria Park
75	76	73	81	76	70	63	74	85	84	56	71	38	71	73	64	67	79	75	75	84	76	72	56	63	80	48	83	79	76	72	64	72

Q. In relation to your household spending, would you say you generally:

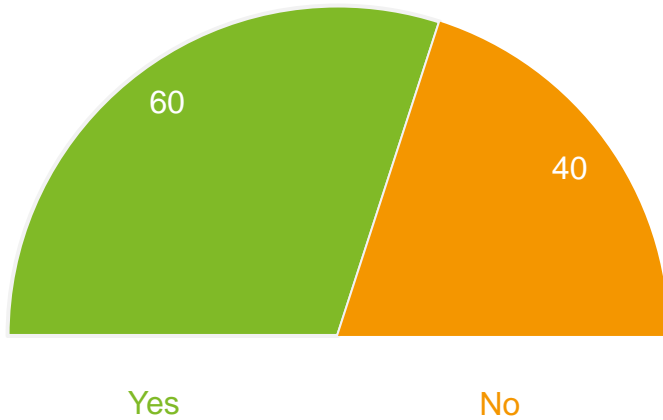
Base: All respondents, excludes 'unsure' and 'no response' (n = 454)

Life-long learning

Participated in educational activities

Participated in educational activities over the past 12 months

% of respondents



60% of participants have participated in educational activities over the past 12 months, including short courses, workshops and seminars.

Participation in educational activities is greater among people who mainly speak a language other than English and those who are self employed.

Participation is lowest among seniors, and people who obtained lower levels of education.

Variations across the community

% yes

Total	Gender		Age				Have child aged					Cultural group		Education level						Employment status					Home tenure		Location							
	Male	Female	18-34 years	35-49 years	50-64 years	65+ years	No children	0-4 years	5-11 years	12-17 years	18+ years	Disability	LOTE	Secondary Education	Certificate IV	Diploma	Bachelor Degree	Graduate Diploma	Postgraduate Degree	Full-time	Casual / part-time	Self employed	Home duties	Retired	Home owner	Renting / Other	Burswood	Carlisle	East Victoria Park	Lathlain	St James	Victoria Park		
60	59	61	66	64	64	41	57	56	58	67	69	60	82	32	38	59	67	66	74	62	67	85	58	41	59	68	70	54	65	53	57	58		

Q. Over the past year, have you participated in any educational activities, including short courses, workshops or seminars?

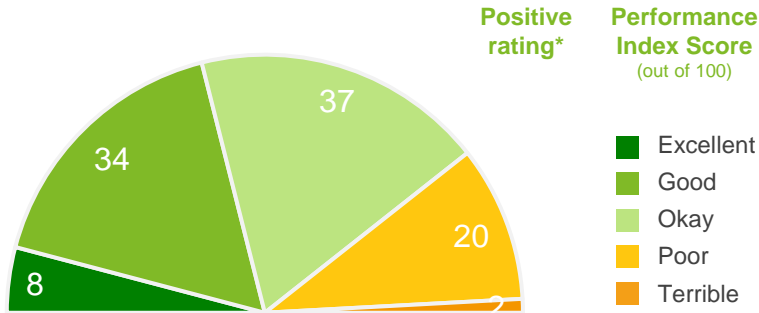
Base: All respondents, excludes 'unsure' and 'no response' (n = 493)

Performance ratings

Access to education, training and personal development opportunities

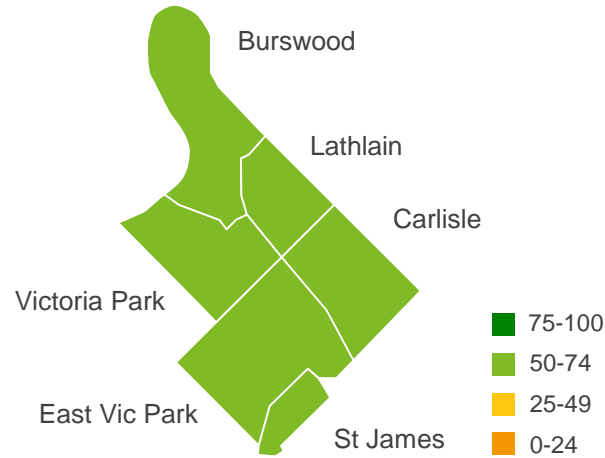
Performance ratings

% of respondents



Geographical variances

Performance Index Score

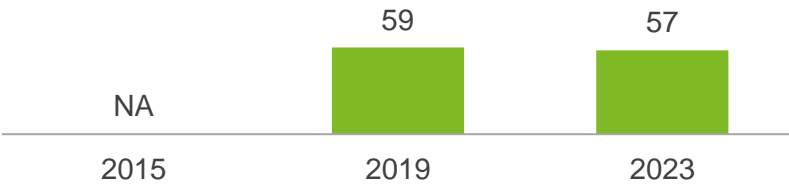


Location

Burswood	70
Carlisle	54
East Vic Park	54
Lathlain	63
St James	61
Victoria Park	56

Trend Analysis

Performance Index Score



Community variances

Performance Index Score

Gender	Age of children	Disability & culture	
Male 56	0-4 years 53	Disability 55	
Female 57	5-11 years 53	First Nations person# 46	
Age	12-17 years 60	Mainly speak LOTE 48	
	14-34 years 55	Home ownership	
	35-49 years 57		Home owner 55
	50-64 years 57		Renting / other 64
65+ years 60	No children 58		

MARKYT Industry Standards

Performance Index Score



Town of Victoria Park	57
Industry High	64
Industry Average	49

Q. How would you rate performance in the following areas?

Base: All respondents, excludes 'unsure' and 'no response' (n = 304).

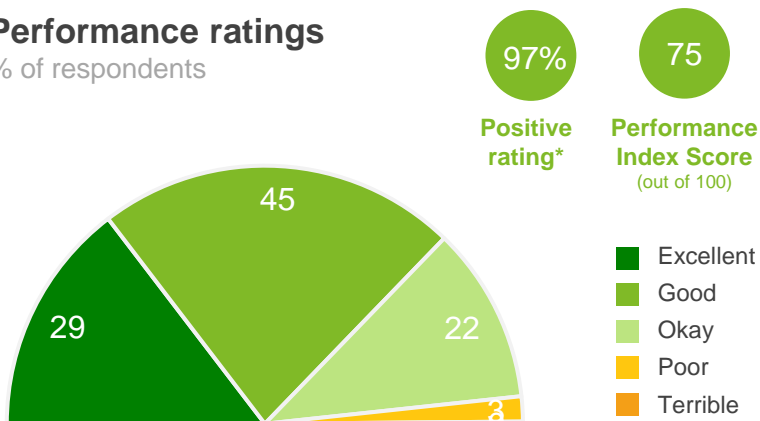
* Positive Rating = excellent, good + okay # Small sample size (<20 respondents)

Performance ratings

Library services

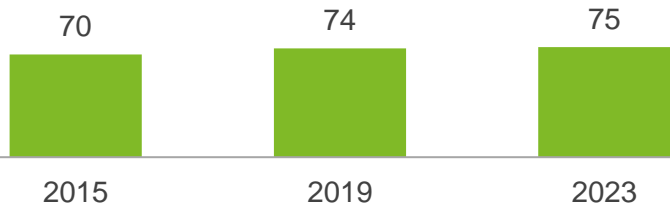
Performance ratings

% of respondents



Trend Analysis

Performance Index Score



MARKYT Industry Standards

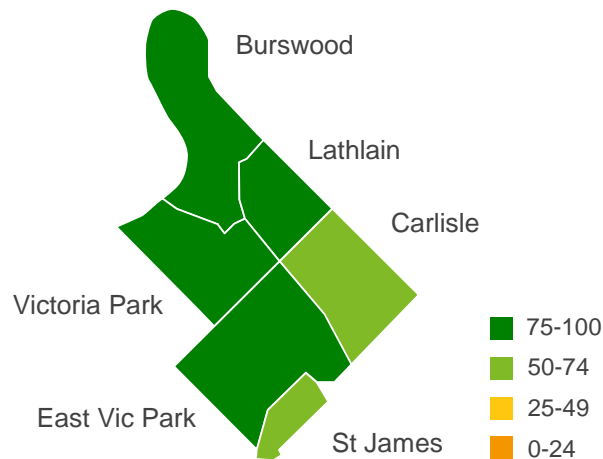
Performance Index Score



Town of Victoria Park	75
Industry High	85
Industry Average	71

Geographical variances

Performance Index Score



Location

Burswood	76
Carlisle	68
East Vic Park	76
Lathlain	75
St James	73
Victoria Park	79

Community variances

Performance Index Score

Gender

Male	73
Female	76

Age of children

0-4 years	78
5-11 years	75
12-17 years	74
18+ years	72
No children	76

Disability & culture

Disability	70
First Nations person#	79
Mainly speak LOTE	76

Age

14-34 years	75
35-49 years	75
50-64 years	72
65+ years	77

Home ownership

Home owner	74
Renting / other	81

Q. How would you rate performance in the following areas?

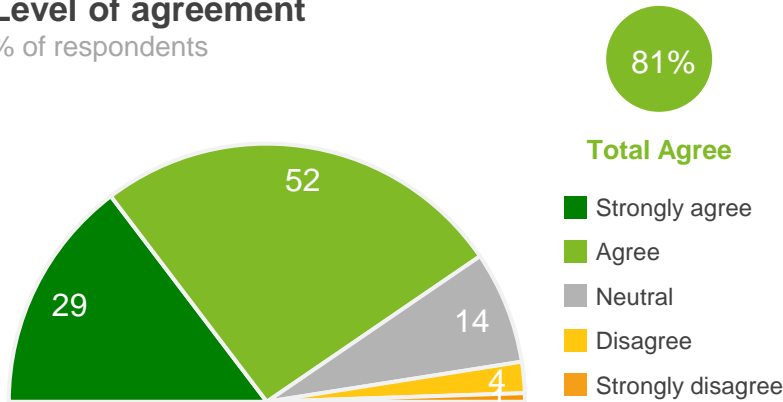
Base: All respondents, excludes 'unsure' and 'no response' (n = 463).

* Positive Rating = excellent, good + okay # Small sample size (<20 respondents)

I feel I am staying in touch with changing technology

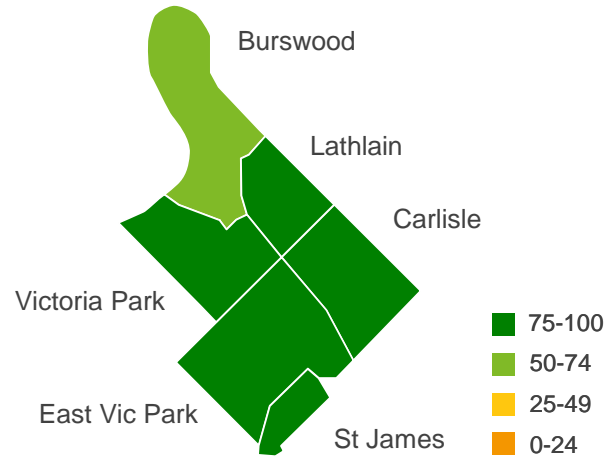
Level of agreement

% of respondents



Geographical variances

% agree



Location

Burswood	74
Carlisle	84
East Vic Park	82
Lathlain	83
St James	77
Victoria Park	77

Trend Analysis

% agree



Community variances

% agree

Gender		Age of children		Disability & culture		
Male	84	0-4 years	85	Disability	76	
Female	80	5-11 years	86	First Nations person#	83	
Age	14-34 years	12-17 years	74	Mainly speak LOTE	80	
	35-49 years	18+ years	66	Home ownership	Home owner	83
	50-64 years	No children	83		Renting / other	73
	65+ years					

MARKYT Industry Standards

% agree



Town of Victoria Park	81
Industry High	NA
Industry Average	NA

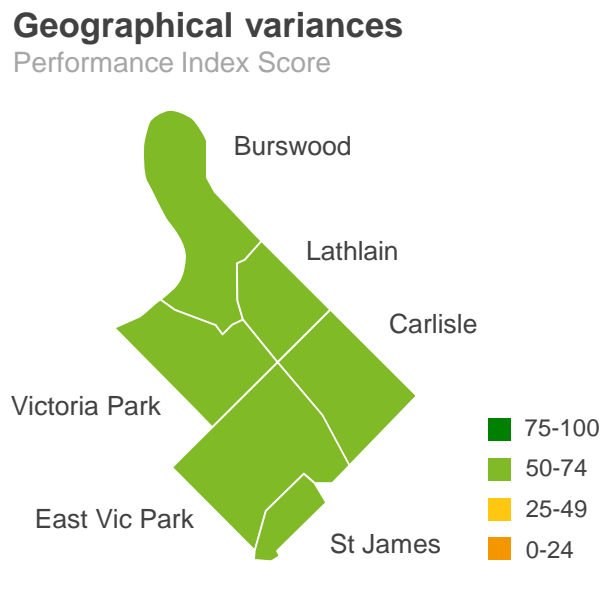
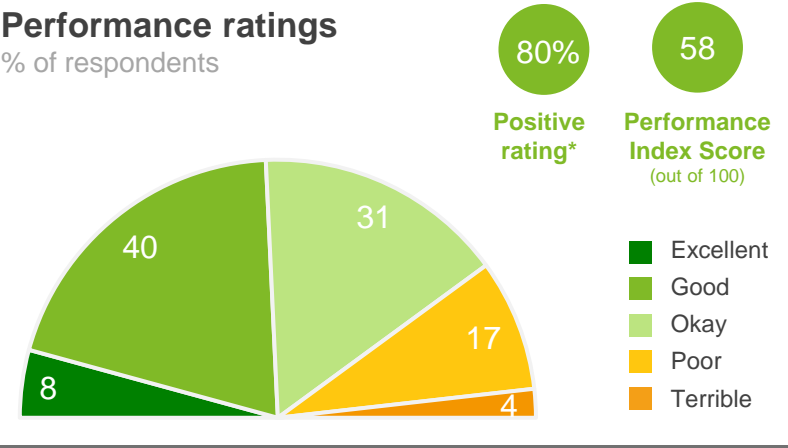
Q. How strongly do you agree or disagree with the following statements?

Base: All respondents, excludes 'unsure' and 'no response' (n = 525). # Small sample size (<20 respondents)

Place activation and tourism

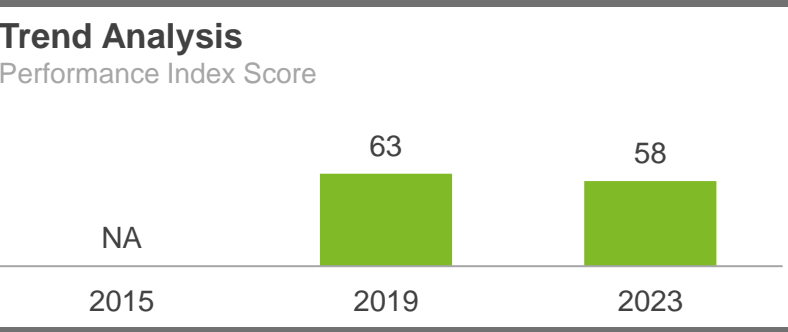
Performance ratings

Development and activation of the town centre



Location

Burswood	61
Carlisle	58
East Vic Park	57
Lathlain	63
St James	60
Victoria Park	59



Community variances

Performance Index Score

Gender	Age of children	Disability & culture
Male 57	0-4 years 62	Disability 56
Female 59	5-11 years 57	First Nations person# 47
	12-17 years 51	Mainly speak LOTE 55
	18+ years 55	
	No children 60	Home ownership
		Home owner 58
		Renting / other 62



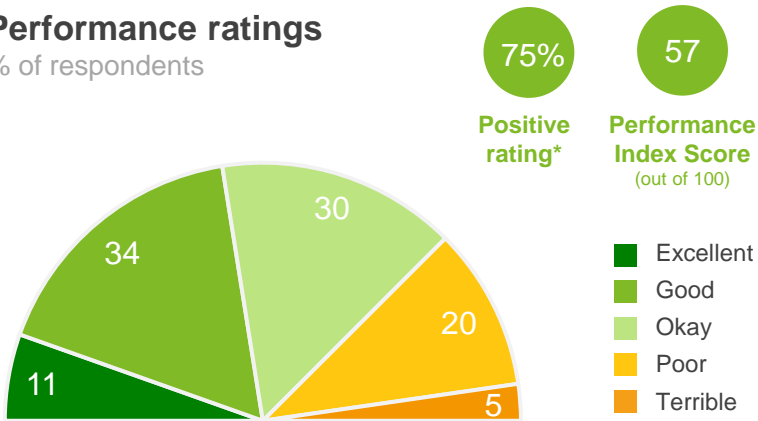
Q. How would you rate performance in the following areas?
 Base: All respondents, excludes 'unsure' and 'no response' (n = 449).
 * Positive Rating = excellent, good + okay # Small sample size (<20 respondents)

Performance ratings

Efforts to develop and promote Victoria Park as a destination for tourists and visitors

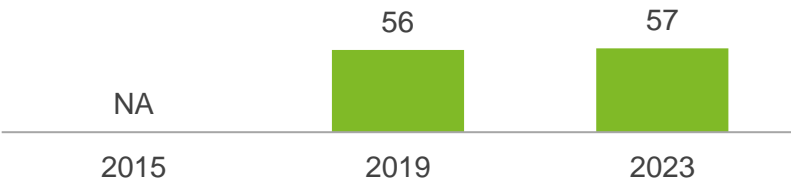
Performance ratings

% of respondents



Trend Analysis

Performance Index Score



MARKYT Industry Standards

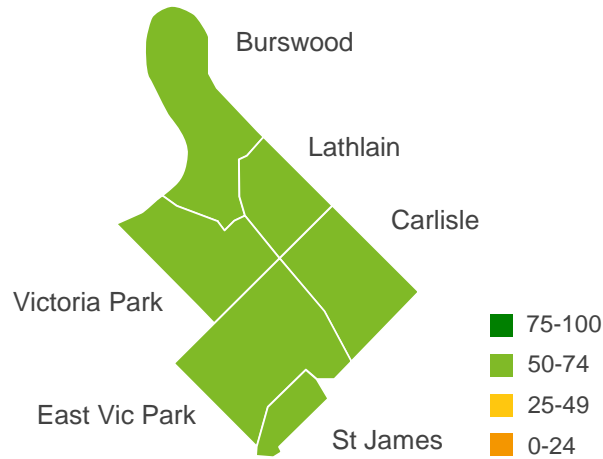
Performance Index Score



Town of Victoria Park	57
Industry High	65
Industry Average	47

Geographical variances

Performance Index Score



Location

Burswood	62
Carlisle	55
East Vic Park	55
Lathlain	55
St James	65
Victoria Park	58

Community variances

Performance Index Score

Gender	Age of children	Disability & culture
Male 53	0-4 years 61	Disability 55
Female 60	5-11 years 56	First Nations person# 49
Age	12-17 years 53	Mainly speak LOTE 50
14-34 years 59	18+ years 54	Home ownership
35-49 years 56	No children 57	Home owner 56
50-64 years 52		Renting / other 61
65+ years 57		

Q. How would you rate performance in the following areas?

Base: All respondents, excludes 'unsure' and 'no response' (n = 409).

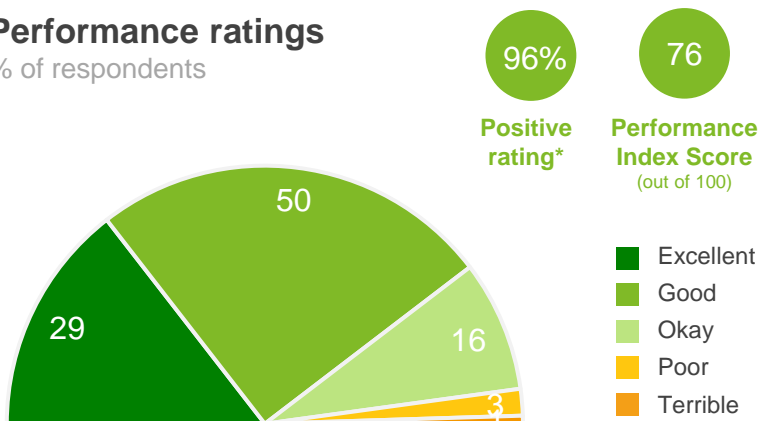
* Positive Rating = excellent, good + okay # Small sample size (<20 respondents)

Performance ratings

Place to visit

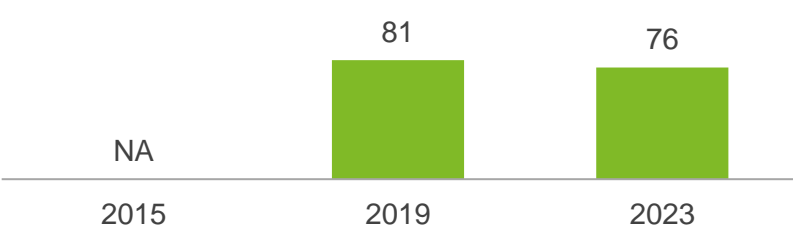
Performance ratings

% of respondents



Trend Analysis

Performance Index Score



MARKYT Industry Standards

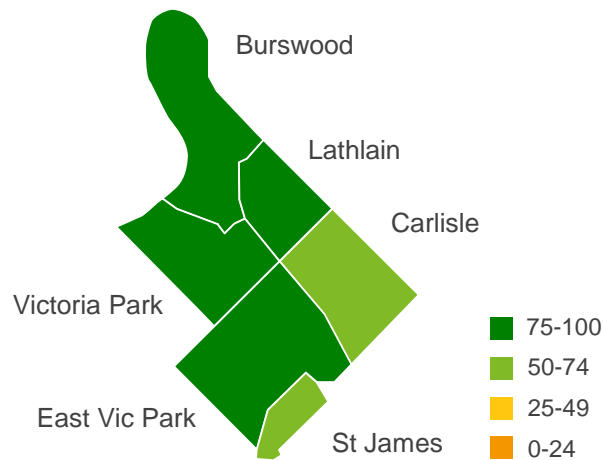
Performance Index Score



Town of Victoria Park	76
Industry High	87
Industry Average	69

Geographical variances

Performance Index Score



Location

Burswood	75
Carlisle	68
East Vic Park	79
Lathlain	80
St James	73
Victoria Park	78

Community variances

Performance Index Score

Gender

Male	73
Female	79

Age of children

0-4 years	79
5-11 years	72
12-17 years	76
18+ years	71
No children	77

Disability & culture

Disability	74
First Nations person#	73
Mainly speak LOTE	74

Age

14-34 years	75
35-49 years	77
50-64 years	76
65+ years	75

Home ownership

Home owner	75
Renting / other	77

Q. How would you rate performance in the following areas?

Base: All respondents, excludes 'unsure' and 'no response' (n = 601).

* Positive Rating = excellent, good + okay # Small sample size (<20 respondents)

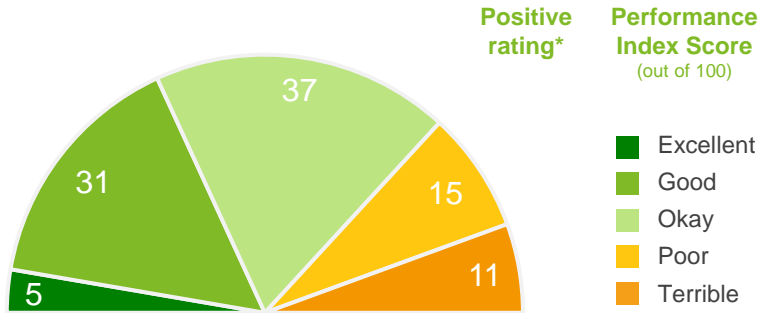
Leadership and governance

Performance ratings

Council's leadership

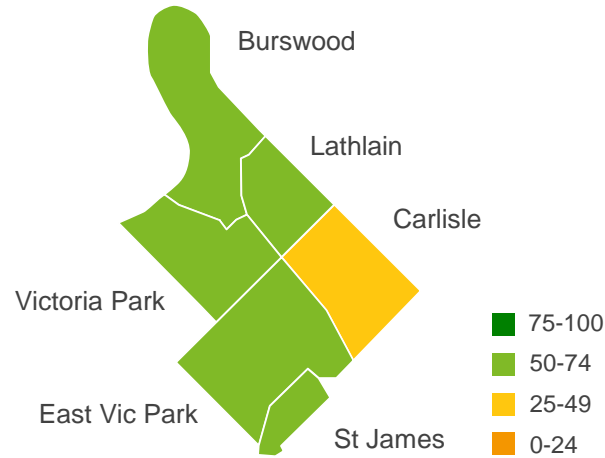
Performance ratings

% of respondents



Geographical variances

Performance Index Score

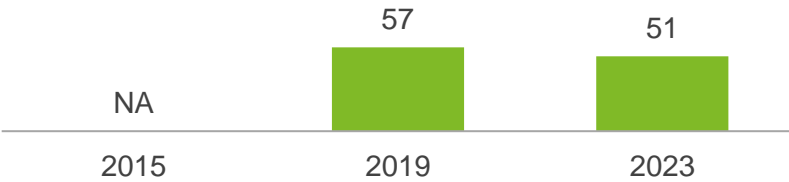


Location

Burswood	55
Carlisle	44
East Vic Park	51
Lathlain	57
St James	60
Victoria Park	51

Trend Analysis

Performance Index Score



Community variances

Performance Index Score

Gender		Age of children		Disability & culture	
Male	49	0-4 years	46	Disability	47
Female	53	5-11 years	47	First Nations person#	38
Age		12-17 years	48	Mainly speak LOTE	49
		18+ years	54	Home ownership	
14-34 years	52	No children	53	Home owner	50
35-49 years	48			Renting / other	56
50-64 years	49				
65+ years	56				

MARKYT Industry Standards

Performance Index Score



Town of Victoria Park	51
Industry High	61
Industry Average	46

Q. How would you rate performance in the following areas?

Base: All respondents, excludes 'unsure' and 'no response' (n = 386).

* Positive Rating = excellent, good + okay # Small sample size (<20 respondents)

Performance ratings

Governing organisation

Performance ratings

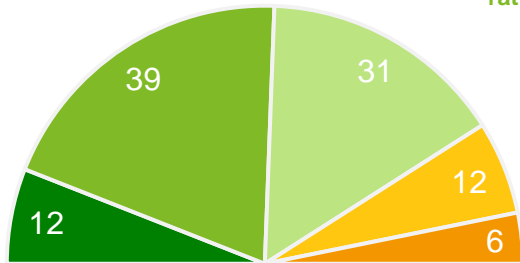
% of respondents

82%

Positive rating*

60

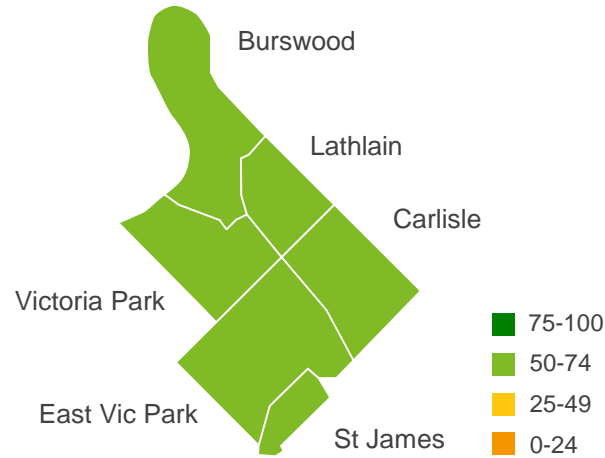
Performance Index Score (out of 100)



- Excellent
- Good
- Okay
- Poor
- Terrible

Geographical variances

Performance Index Score

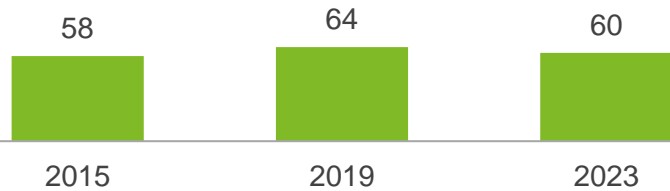


Location

Burswood	54
Carlisle	51
East Vic Park	60
Lathlain	65
St James	71
Victoria Park	63

Trend Analysis

Performance Index Score



Community variances

Performance Index Score

Gender	Age of children	Disability & culture
Male 57	0-4 years 56	Disability 58
Female 62	5-11 years 54	First Nations person# 45
Age	12-17 years 56	Mainly speak LOTE 60
14-34 years 61	18+ years 59	Home ownership
35-49 years 58	No children 63	Home owner 58
50-64 years 56		Renting / other 67
65+ years 64		

MARKYT Industry Standards

Performance Index Score



Town of Victoria Park	60
Industry High	69
Industry Average	53

Q. How would you rate performance in the following areas?

Base: All respondents, excludes 'unsure' and 'no response' (n = 574).

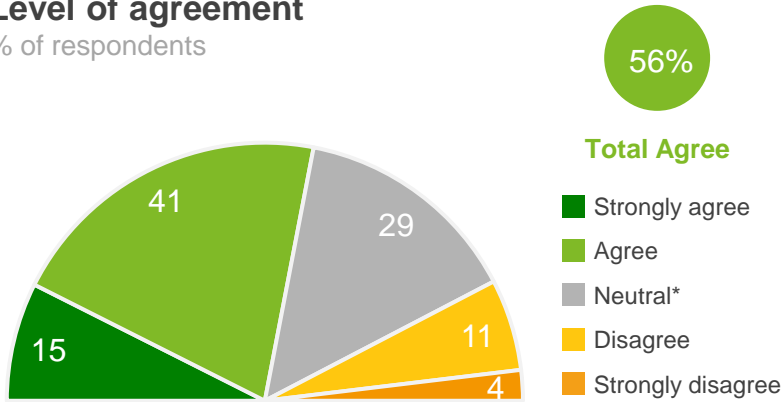
* Positive Rating = excellent, good + okay # Small sample size (<20 respondents)

Level of agreement

The Town of Victoria Park is progressive

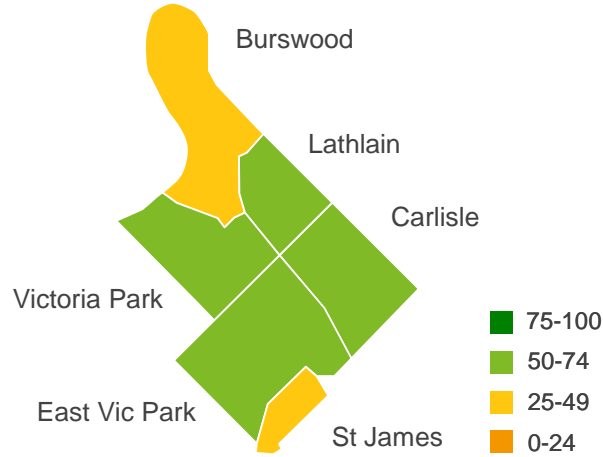
Level of agreement

% of respondents



Geographical variances

% agree

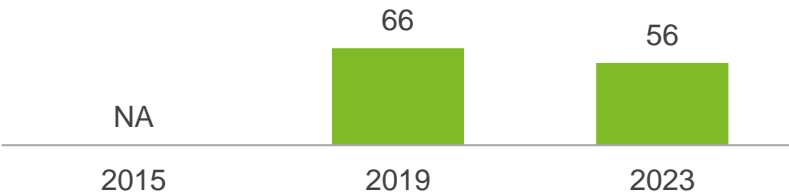


Location

Burswood	44
Carlisle	56
East Vic Park	55
Lathlain	66
St James	47
Victoria Park	58

Trend Analysis

% agree



Community variances

% agree

Gender		Age of children		Disability & culture	
Male	54	0-4 years	50	Disability	51
Female	57	5-11 years	41	First Nations person#	24
Age		12-17 years	48	Mainly speak LOTE	47
14-34 years	63	18+ years	47	Home ownership	
35-49 years	56	No children	62	Home owner	56
50-64 years	45			Renting / other	57
65+ years	54				

MARKYT Industry Standards

% agree



Town of Victoria Park	56
Industry High	NA
Industry Average	NA

Q. How strongly do you agree or disagree with the following statements?

Base: All respondents, excludes 'no response' (n = 603). * Includes unsure # Small sample size (<20 respondents)

Performance ratings

Embracing change, innovation and technology

Performance ratings

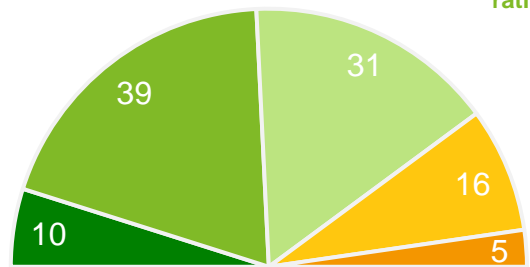
% of respondents

80%

58

Positive rating*

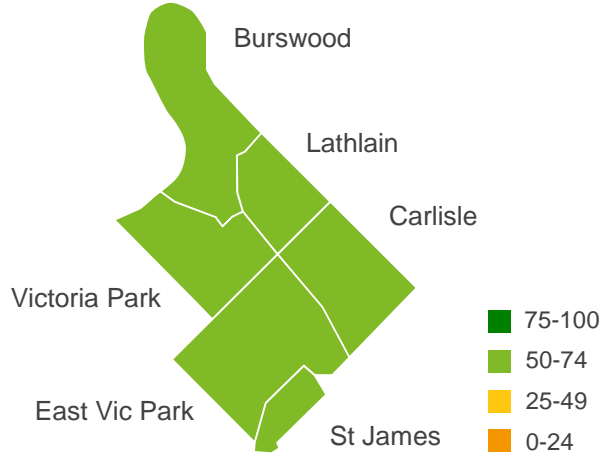
Performance Index Score (out of 100)



- Excellent
- Good
- Okay
- Poor
- Terrible

Geographical variances

Performance Index Score

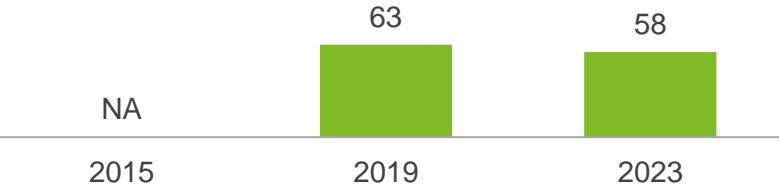


Location

Burswood	58
Carlisle	55
East Vic Park	56
Lathlain	64
St James	59
Victoria Park	63

Trend Analysis

Performance Index Score



Community variances

Performance Index Score

Gender

Male	55
Female	62

Age of children

0-4 years	52
5-11 years	53
12-17 years	55
18+ years	56
No children	61

Disability & culture

Disability	58
First Nations person#	35
Mainly speak LOTE	55

Age

14-34 years	57
35-49 years	58
50-64 years	56
65+ years	64

Home ownership

Home owner	59
Renting / other	57

MARKYT Industry Standards

Performance Index Score



Town of Victoria Park	58
Industry High	59
Industry Average	48

Q. How would you rate performance in the following areas?

Base: All respondents, excludes 'unsure' and 'no response' (n = 383).

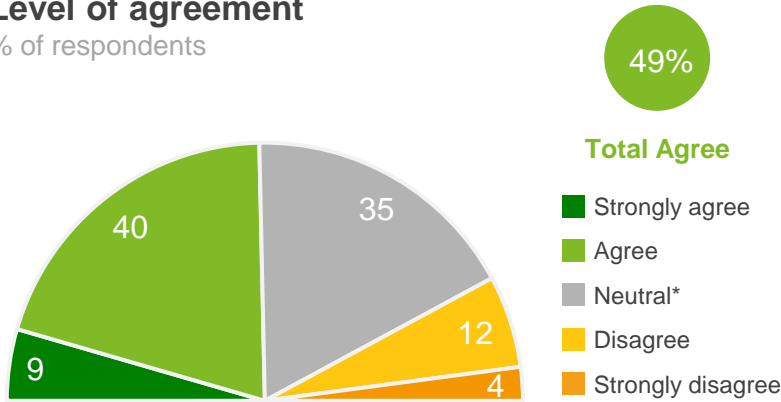
* Positive Rating = excellent, good + okay # Small sample size (<20 respondents)

Level of agreement

The Town of Victoria Park is approachable

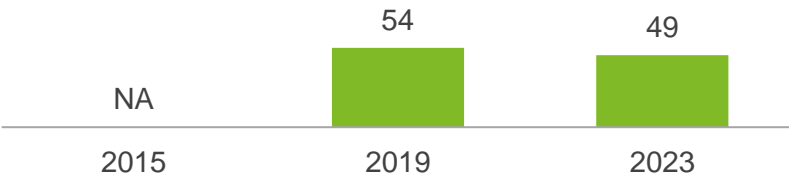
Level of agreement

% of respondents



Trend Analysis

% agree



MARKYT Industry Standards

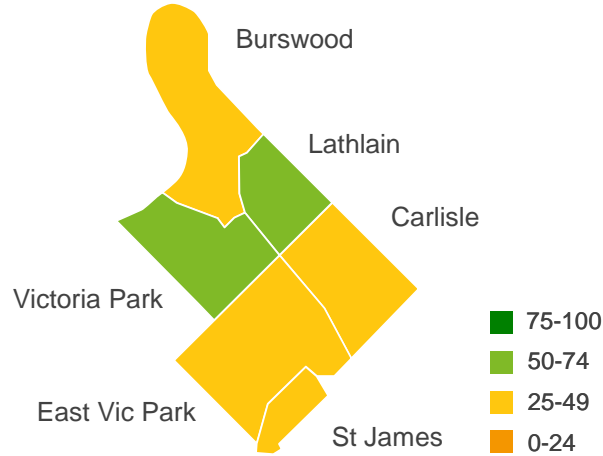
% agree



Town of Victoria Park	49
Industry High	NA
Industry Average	NA

Geographical variances

% agree



Location

Burswood	44
Carlisle	48
East Vic Park	48
Lathlain	51
St James	44
Victoria Park	53

Community variances

% agree

Gender	Age of children	Disability & culture
Male 46	0-4 years 54	Disability 48
Female 52	5-11 years 39	First Nations person# 80
Age	12-17 years 43	Mainly speak LOTE 38
14-34 years 50	18+ years 49	Home ownership
35-49 years 49	No children 53	Home owner 47
50-64 years 39		Renting / other 63
65+ years 58		

Q. How strongly do you agree or disagree with the following statements?

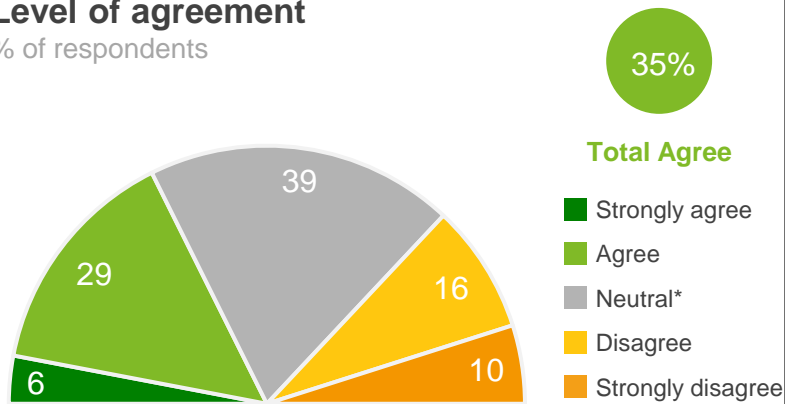
Base: All respondents, excludes 'no response' (n = 603). * Includes unsure # Small sample size (<20 respondents)

Level of agreement

The Town listens to and respects residents' views

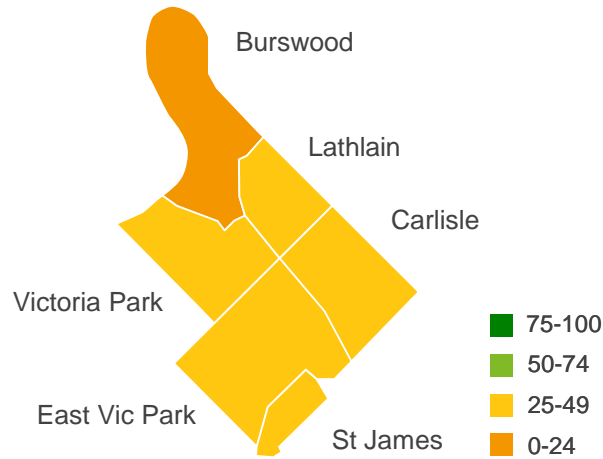
Level of agreement

% of respondents



Geographical variances

% agree

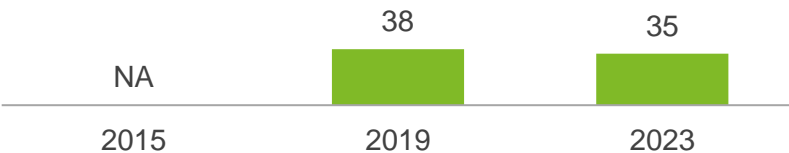


Location

Burswood	23
Carlisle	26
East Vic Park	36
Lathlain	35
St James	45
Victoria Park	42

Trend Analysis

% agree



Community variances

% agree

Gender	Age of children	Disability & culture
Male 32	0-4 years 39	Disability 34
Female 39	5-11 years 30	First Nations person# 14
	12-17 years 34	Mainly speak LOTE 38
	18+ years 26	Home ownership
	No children 40	Home owner 34
		Renting / other 41

MARKYT Industry Standards

% agree



Town of Victoria Park	35
Industry High	53
Industry Average	27

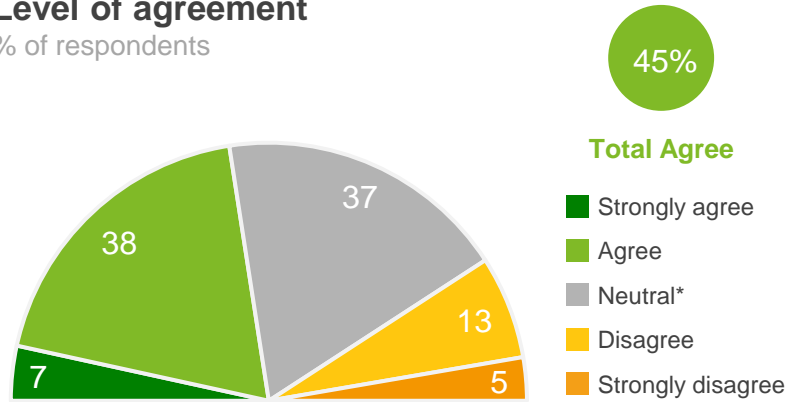
Q. How strongly do you agree or disagree with the following statements?

Base: All respondents, excludes 'no response' (n = 603). * Includes unsure # Small sample size (<20 respondents)

The Town has developed and communicated a clear vision for the area

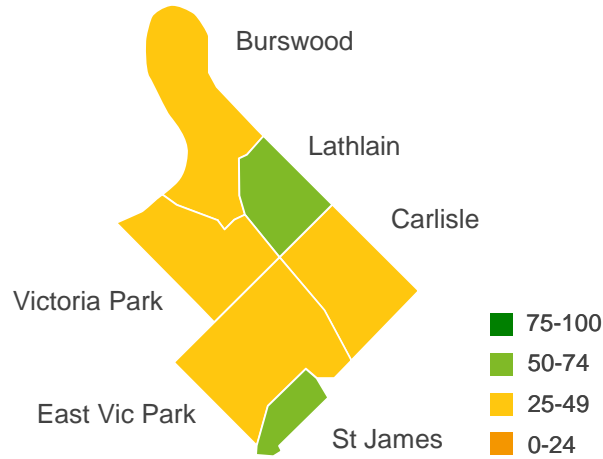
Level of agreement

% of respondents



Geographical variances

% agree

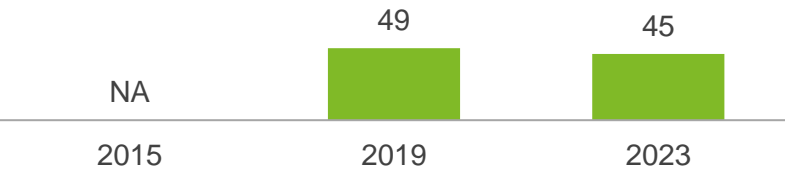


Location

Burswood	38
Carlisle	41
East Vic Park	44
Lathlain	55
St James	60
Victoria Park	43

Trend Analysis

% agree



Community variances

% agree

Gender		Age of children		Disability & culture	
Male	44	0-4 years	42	Disability	45
Female	47	5-11 years	37	First Nations person#	31
Age	14-34 years	12-17 years	40	Mainly speak LOTE	37
	35-49 years	18+ years	46	Home ownership	
	50-64 years	No children	51	Home owner	45
	65+ years			Renting / other	45

MARKYT Industry Standards

% agree



Town of Victoria Park	45
Industry High	50
Industry Average	29

Q. How strongly do you agree or disagree with the following statements?

Base: All respondents, excludes 'no response' (n = 600). * Includes unsure # Small sample size (<20 respondents)

Performance ratings

Town's Strategic Community Plan

(with the vision, objectives and priority projects)

Performance ratings

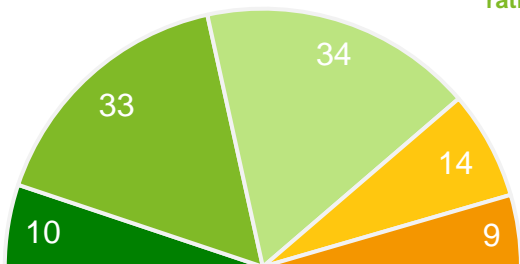
% of respondents

77%

55

Positive rating*

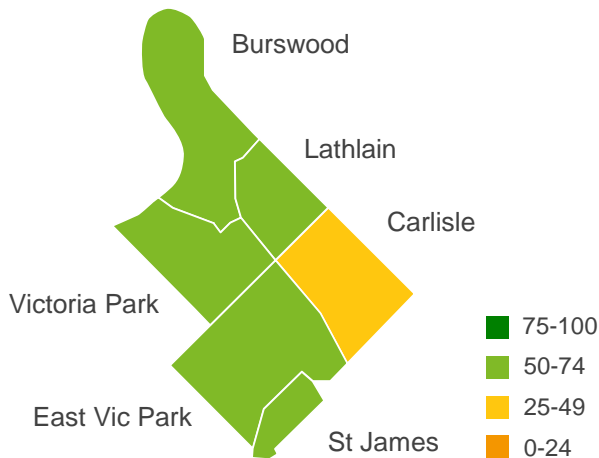
Performance Index Score (out of 100)



- Excellent
- Good
- Okay
- Poor
- Terrible

Geographical variances

Performance Index Score



Location

Burswood	58
Carlisle	47
East Vic Park	56
Lathlain	59
St James	66
Victoria Park	54

Trend Analysis

Performance Index Score



Community variances

Performance Index Score

Gender

Male	54
Female	58

Age of children

0-4 years	47
5-11 years	49
12-17 years	55
18+ years	52
No children	59

Disability & culture

Disability	44
First Nations person#	24
Mainly speak LOTE	55

Age

14-34 years	55
35-49 years	56
50-64 years	50
65+ years	61

Home ownership

Home owner	55
Renting / other	59

MARKYT Industry Standards

Performance Index Score



Town of Victoria Park	55
Industry High	58
Industry Average	46

Q. How would you rate performance in the following areas?

Base: All respondents, excludes 'unsure' and 'no response' (n = 328).

* Positive Rating = excellent, good + okay # Small sample size (<20 respondents)

Performance ratings

Advocacy and lobbying on community's behalf

to influence decisions and support local causes

Performance ratings

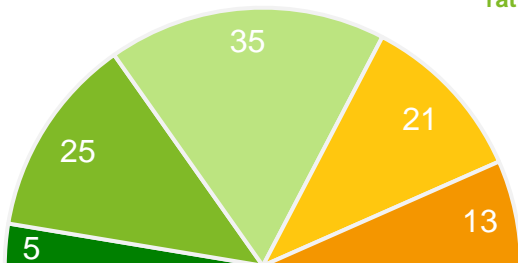
% of respondents

65%

Positive rating*

47

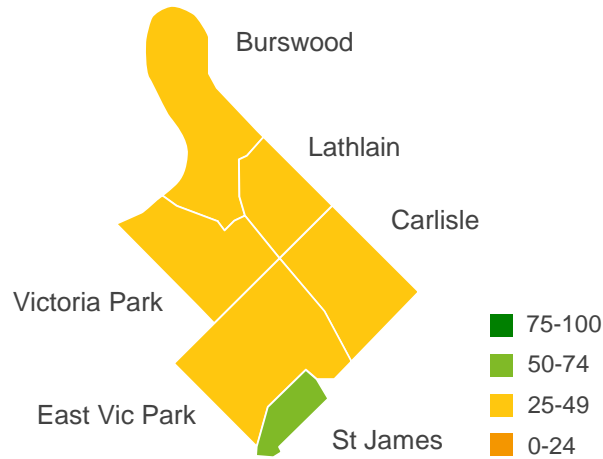
Performance Index Score (out of 100)



- Excellent
- Good
- Okay
- Poor
- Terrible

Geographical variances

Performance Index Score

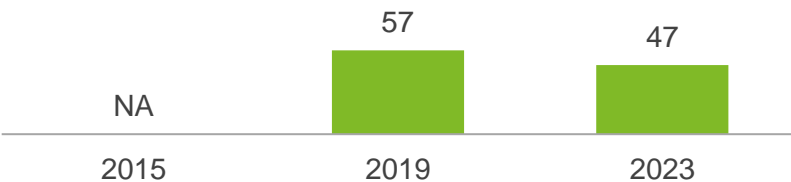


Location

Burswood	41
Carlisle	42
East Vic Park	48
Lathlain	46
St James	57
Victoria Park	48

Trend Analysis

Performance Index Score



Community variances

Performance Index Score

Gender

Male	45
Female	49

Age of children

0-4 years	43
5-11 years	40
12-17 years	43
18+ years	44
No children	49

Disability & culture

Disability	46
First Nations person#	35
Mainly speak LOTE	47

Age

14-34 years	48
35-49 years	45
50-64 years	44
65+ years	52

Home ownership

Home owner	46
Renting / other	52

MARKYT Industry Standards

Performance Index Score



Town of Victoria Park	47
Industry High	56
Industry Average	43

Q. How would you rate performance in the following areas?

Base: All respondents, excludes 'unsure' and 'no response' (n = 340).

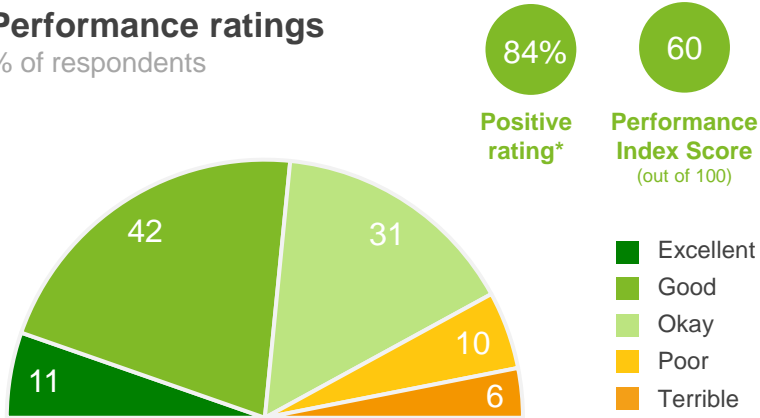
* Positive Rating = excellent, good + okay # Small sample size (<20 respondents)

Performance ratings

Customer service

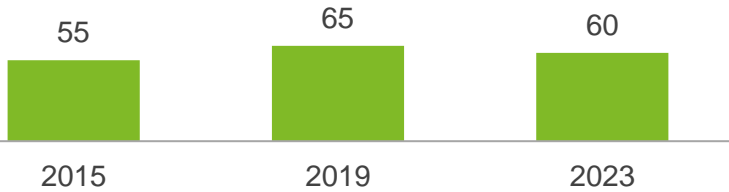
Performance ratings

% of respondents



Trend Analysis

Performance Index Score



MARKYT Industry Standards

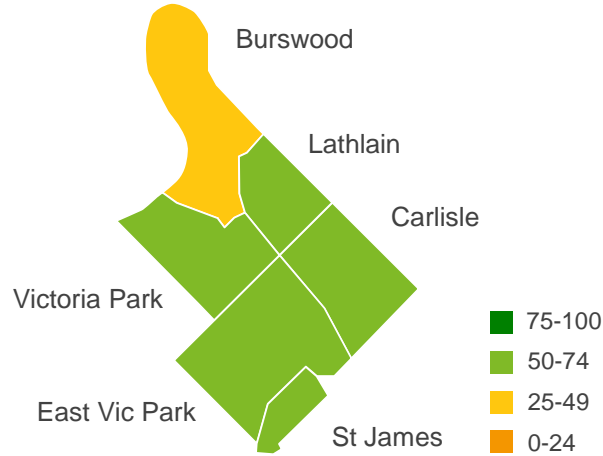
Performance Index Score



Town of Victoria Park	60
Industry High	68
Industry Average	57

Geographical variances

Performance Index Score



Location

Burswood	47
Carlisle	59
East Vic Park	60
Lathlain	64
St James	66
Victoria Park	62

Community variances

Performance Index Score

Gender

Male	59
Female	63

Age of children

0-4 years	59
5-11 years	58
12-17 years	63
18+ years	61
No children	61

Disability & culture

Disability	59
First Nations person#	62
Mainly speak LOTE	62

Age

14-34 years	60
35-49 years	61
50-64 years	57
65+ years	63

Home ownership

Home owner	60
Renting / other	65

Q. How would you rate performance in the following areas?

Base: All respondents, excludes 'unsure' and 'no response' (n = 419).

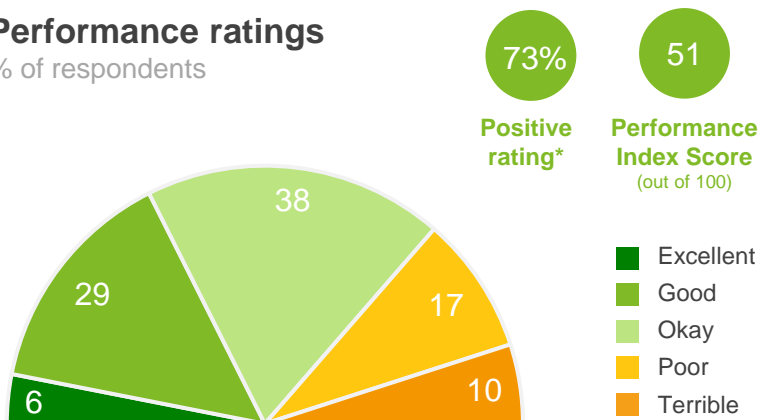
* Positive Rating = excellent, good + okay # Small sample size (<20 respondents)

Performance ratings

Value for money from Council rates

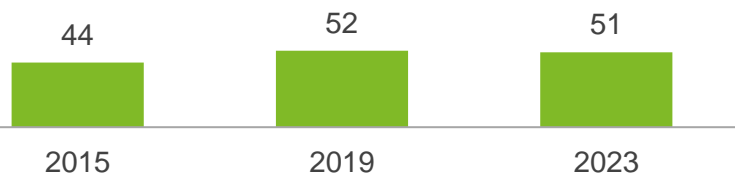
Performance ratings

% of respondents



Trend Analysis

Performance Index Score



MARKYT Industry Standards

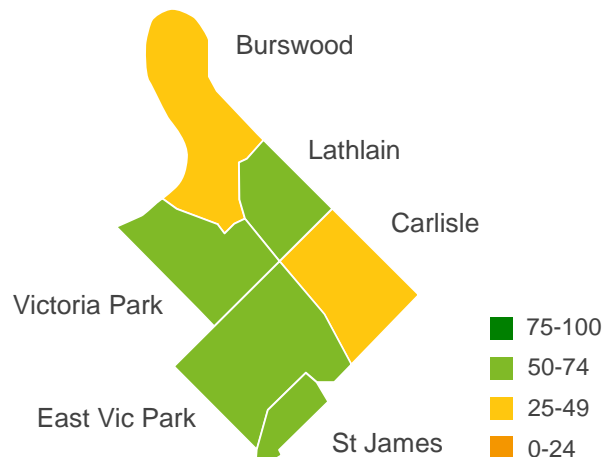
Performance Index Score



Town of Victoria Park	51
Industry High	62
Industry Average	44

Geographical variances

Performance Index Score



Location

Burswood	42
Carlisle	45
East Vic Park	52
Lathlain	56
St James	64
Victoria Park	51

Community variances

Performance Index Score

Gender

Male	49
Female	54

Age of children

0-4 years	46
5-11 years	42
12-17 years	47
18+ years	51
No children	55

Disability & culture

Disability	41
First Nations person#	64
Mainly speak LOTE	51

Age

14-34 years	49
35-49 years	51
50-64 years	49
65+ years	58

Home ownership

Home owner	50
Renting / other	58

Q. How would you rate performance in the following areas?

Base: All respondents, excludes 'unsure' and 'no response' (n = 526).

* Positive Rating = excellent, good + okay # Small sample size (<20 respondents)

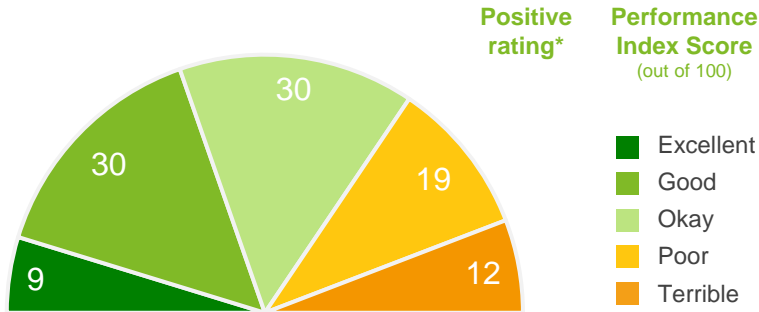
Community engagement

Performance ratings

How the community is consulted on local issues

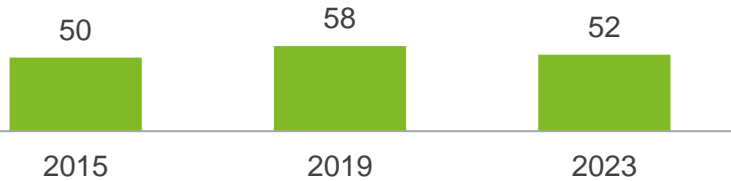
Performance ratings

% of respondents



Trend Analysis

Performance Index Score



MARKYT Industry Standards

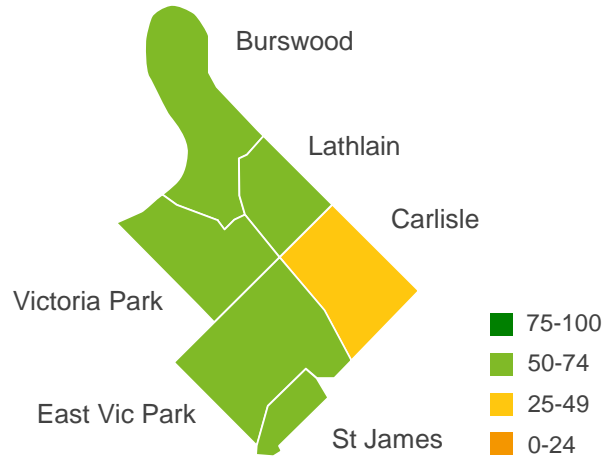
Performance Index Score



Town of Victoria Park	52
Industry High	55
Industry Average	42

Geographical variances

Performance Index Score



Location

Burswood	53
Carlisle	44
East Vic Park	51
Lathlain	52
St James	60
Victoria Park	57

Community variances

Performance Index Score

Gender	Age of children	Disability & culture
Male 48	0-4 years 48	Disability 46
Female 55	5-11 years 45	First Nations person# 34
Age	12-17 years 45	Mainly speak LOTE 49
14-34 years 53	18+ years 48	Home ownership
35-49 years 50	No children 55	Home owner 51
50-64 years 48		Renting / other 55
65+ years 56		

Q. How would you rate performance in the following areas?

Base: All respondents, excludes 'unsure' and 'no response' (n = 480).

* Positive Rating = excellent, good + okay # Small sample size (<20 respondents)

Performance ratings

'Your Thoughts' online consultation hub

Performance ratings

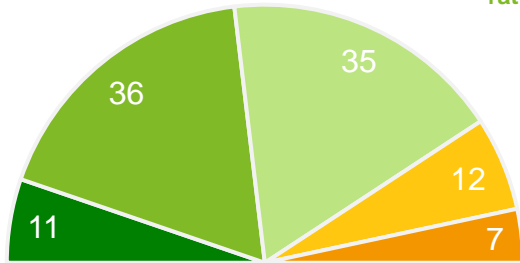
% of respondents

82%

Positive rating*

58

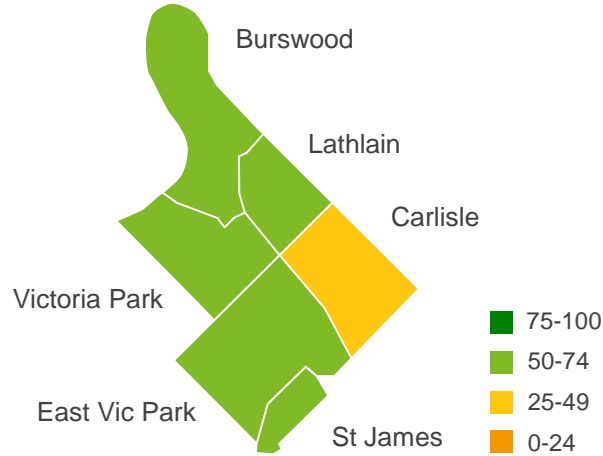
Performance Index Score (out of 100)



- Excellent
- Good
- Okay
- Poor
- Terrible

Geographical variances

Performance Index Score

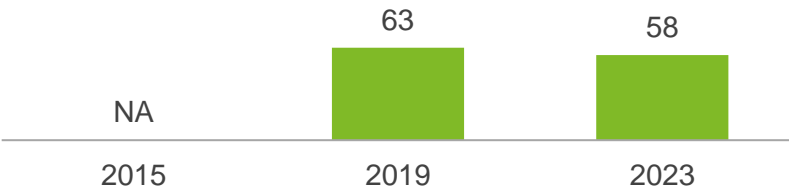


Location

Burswood	58
Carlisle	49
East Vic Park	57
Lathlain	65
St James	62
Victoria Park	61

Trend Analysis

Performance Index Score



Community variances

Performance Index Score

Gender	Age of children	Disability & culture
Male 58	0-4 years 48	Disability 47
Female 59	5-11 years 52	First Nations person# 40
Age	12-17 years 64	Mainly speak LOTE 59
14-34 years 62	18+ years 55	Home ownership
35-49 years 58	No children 61	Home owner 57
50-64 years 53		Renting / other 63
65+ years 57		

MARKYT Industry Standards

Performance Index Score



Town of Victoria Park	58
Industry High	59
Industry Average	50

Q. How would you rate performance in the following areas?

Base: All respondents, excludes 'unsure' and 'no response' (n = 258).

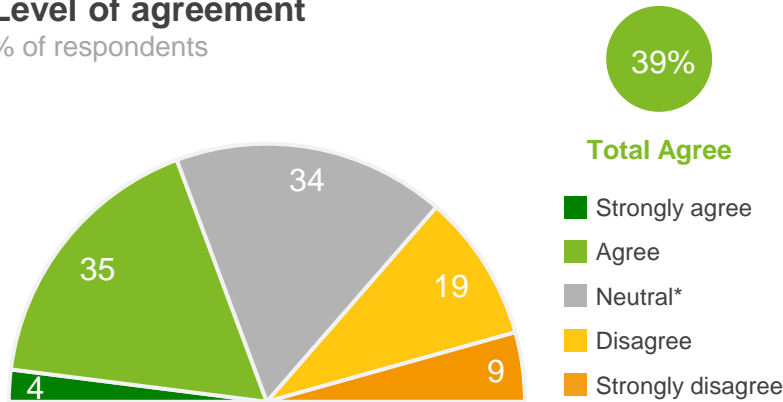
* Positive Rating = excellent, good + okay # Small sample size (<20 respondents)

Level of agreement

The Town has a good understanding of community needs

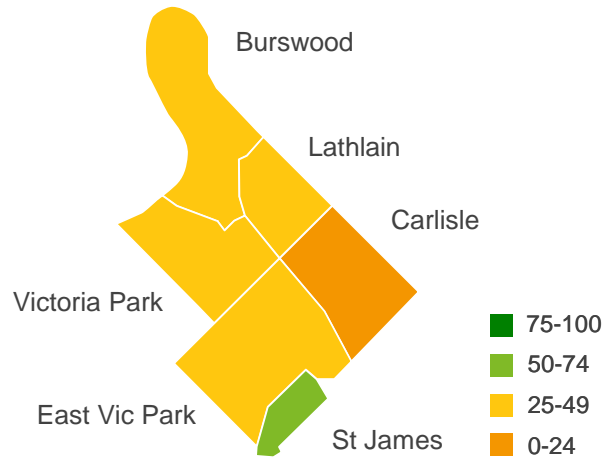
Level of agreement

% of respondents



Geographical variances

% agree

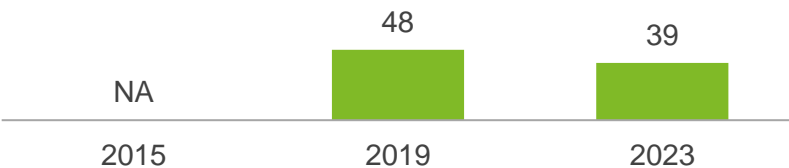


Location

Burswood	42
Carlisle	24
East Vic Park	40
Lathlain	45
St James	61
Victoria Park	41

Trend Analysis

% agree



Community variances

% agree

Gender	Age of children	Disability & culture
Male	0-4 years	Disability
Female	5-11 years	First Nations person#
	12-17 years	Mainly speak LOTE
	18+ years	
	No children	Home ownership
		Home owner
		Renting / other

MARKYT Industry Standards

% agree



Town of Victoria Park	39
Industry High	58
Industry Average	29

Q. How strongly do you agree or disagree with the following statements?

Base: All respondents, excludes 'no response' (n = 603). * Includes unsure # Small sample size (<20 respondents)

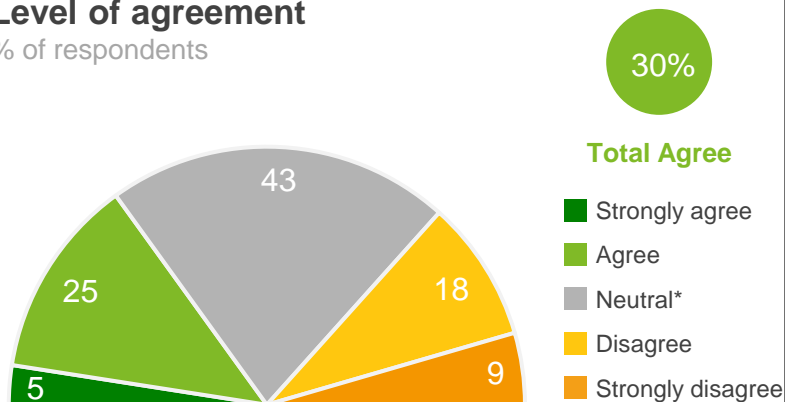
Level of agreement

The Town clearly explains reasons for decisions

and how residents' views are taken into account

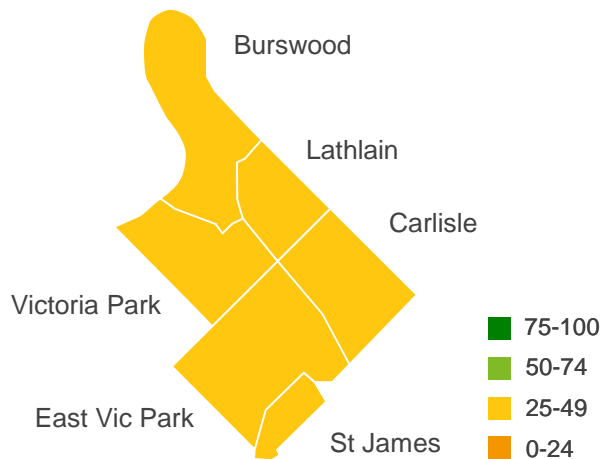
Level of agreement

% of respondents



Geographical variances

% agree

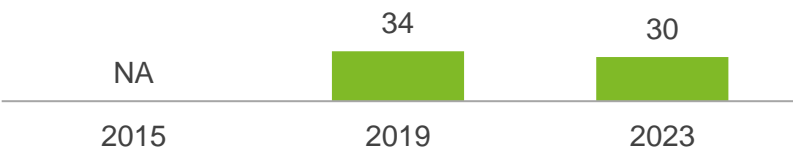


Location

Burswood	28
Carlisle	27
East Vic Park	26
Lathlain	44
St James	45
Victoria Park	29

Trend Analysis

% agree



Community variances

% agree

Gender	Age of children	Disability & culture
Male 30	0-4 years 23	Disability 24
Female 31	5-11 years 13	First Nations person# 24
Age	12-17 years 20	Mainly speak LOTE 27
	14-34 years 29	Home ownership
	35-49 years 28	
50-64 years 25	18+ years 27	Renting / other 29
65+ years 39	No children 39	

MARKYT Industry Standards

% agree



Town of Victoria Park	30
Industry High	39
Industry Average	22

Q. How strongly do you agree or disagree with the following statements?

Base: All respondents, excludes 'no response' (n = 603). * Includes unsure # Small sample size (<20 respondents)

Performance ratings

How the community is informed about what's happening in the local area

Performance ratings

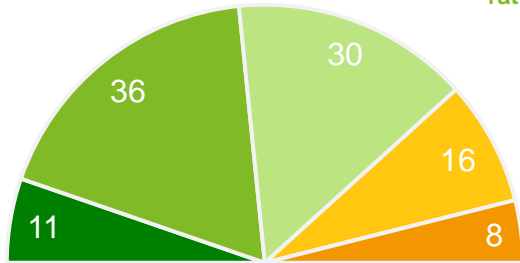
% of respondents

77%

57

Positive rating*

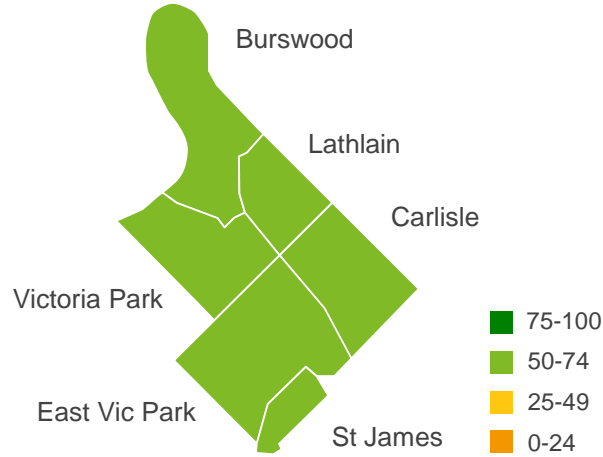
Performance Index Score (out of 100)



- Excellent
- Good
- Okay
- Poor
- Terrible

Geographical variances

Performance Index Score

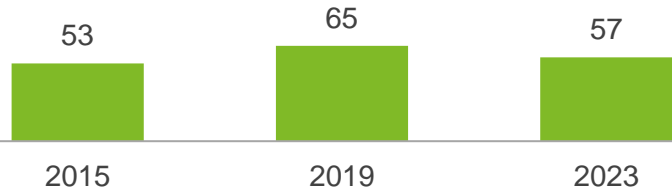


Location

Burswood	61
Carlisle	52
East Vic Park	54
Lathlain	60
St James	63
Victoria Park	60

Trend Analysis

Performance Index Score



Community variances

Performance Index Score

Gender

Male	53
Female	61

Age of children

0-4 years	54
5-11 years	51
12-17 years	56
18+ years	55
No children	60

Disability & culture

Disability	51
First Nations person#	37

Age

14-34 years	56
35-49 years	55
50-64 years	54
65+ years	61

Home ownership

Home owner	57
Renting / other	56

MARKYT Industry Standards

Performance Index Score



Town of Victoria Park	57
Industry High	62
Industry Average	46

Q. How would you rate performance in the following areas?

Base: All respondents, excludes 'unsure' and 'no response' (n = 518).

* Positive Rating = excellent, good + okay # Small sample size (<20 respondents)

Performance ratings

VIBE – the Town’s printed newsletter

Performance ratings

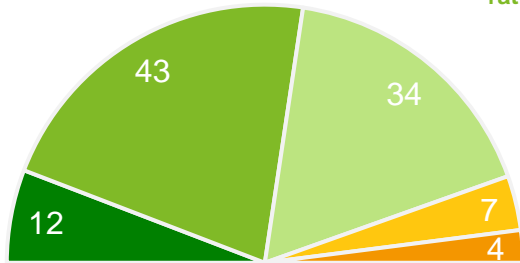
% of respondents

89%

Positive rating*

63

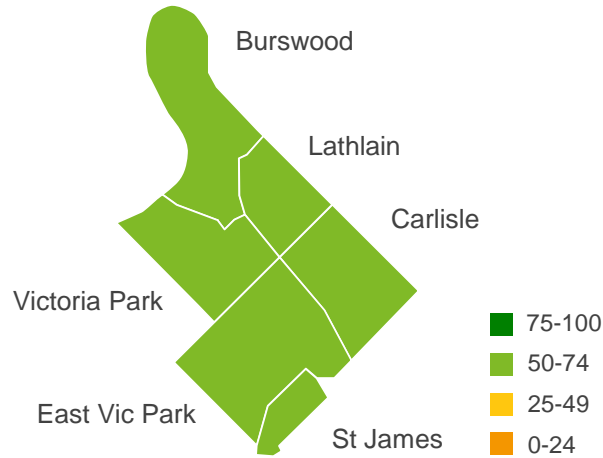
Performance Index Score (out of 100)



- Excellent
- Good
- Okay
- Poor
- Terrible

Geographical variances

Performance Index Score

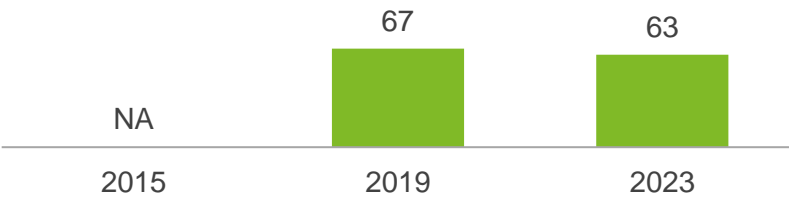


Location

Burswood	57
Carlisle	63
East Vic Park	63
Lathlain	63
St James	67
Victoria Park	62

Trend Analysis

Performance Index Score



Community variances

Performance Index Score

Gender	Age of children	Disability & culture
Male 60	0-4 years 59	Disability 52
Female 66	5-11 years 59	First Nations person# 52
Age	12-17 years 64	Mainly speak LOTE 63
14-34 years 65	18+ years 64	Home ownership
35-49 years 60	No children 64	Home owner 62
50-64 years 60		Renting / other 68
65+ years 67		

MARKYT Industry Standards

Performance Index Score



Town of Victoria Park	63
Industry High	69
Industry Average	62

Q. How would you rate performance in the following areas?

Base: All respondents, excludes 'unsure' and 'no response' (n = 368).

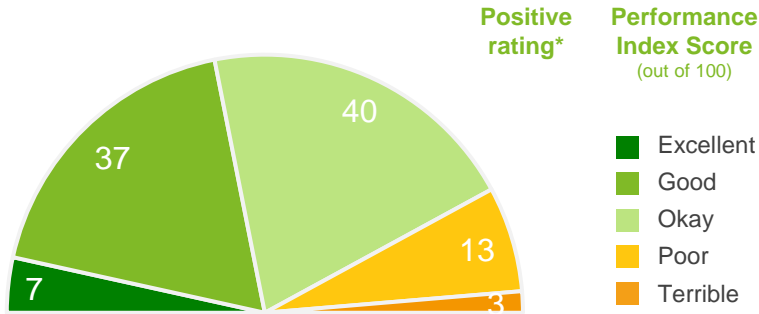
* Positive Rating = excellent, good + okay # Small sample size (<20 respondents)

Performance ratings

Town's website

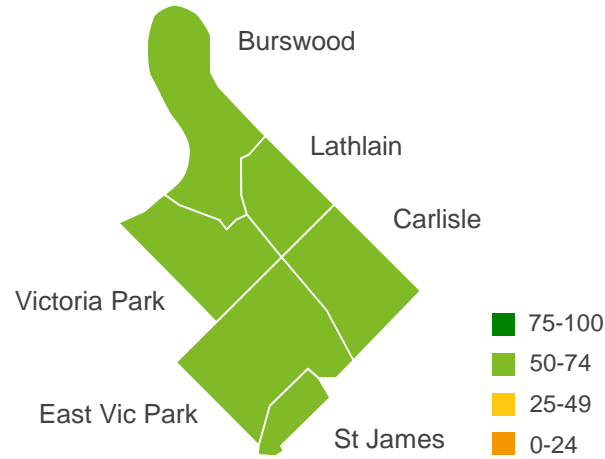
Performance ratings

% of respondents



Geographical variances

Performance Index Score

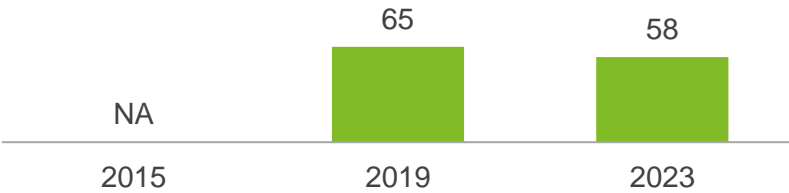


Location

Burswood	55
Carlisle	55
East Vic Park	57
Lathlain	59
St James	65
Victoria Park	60

Trend Analysis

Performance Index Score



Community variances

Performance Index Score

Gender	Age of children	Disability & culture
Male 58	0-4 years 51	Disability 59
Female 59	5-11 years 54	First Nations person# 40
Age	12-17 years 59	Mainly speak LOTE 59
14-34 years 58	18+ years 63	Home ownership
35-49 years 56	No children 60	Home owner 57
50-64 years 57		Renting / other 63
65+ years 63		

MARKYT Industry Standards

Performance Index Score



Town of Victoria Park	58
Industry High	65
Industry Average	55

Q. How would you rate performance in the following areas?

Base: All respondents, excludes 'unsure' and 'no response' (n = 449).

* Positive Rating = excellent, good + okay # Small sample size (<20 respondents)

E-newsletters

Performance ratings

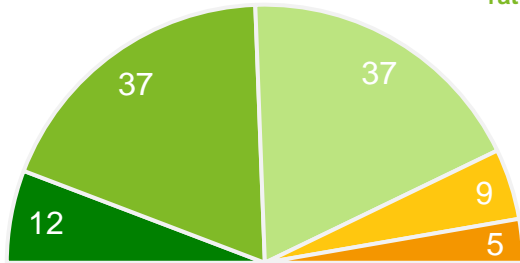
% of respondents

86%

Positive rating*

60

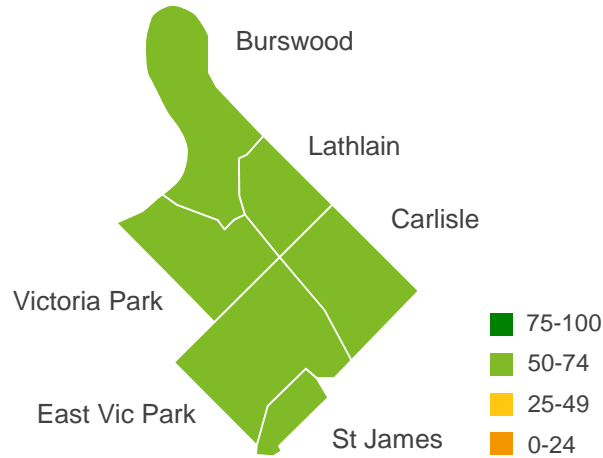
Performance Index Score (out of 100)



- Excellent
- Good
- Okay
- Poor
- Terrible

Geographical variances

Performance Index Score

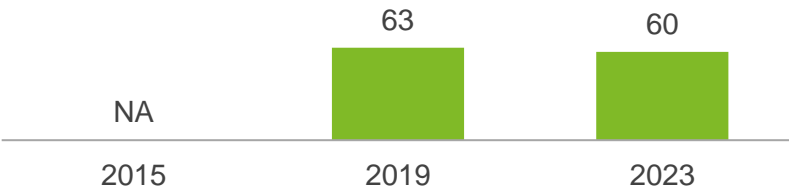


Location

Burswood	62
Carlisle	55
East Vic Park	60
Lathlain	63
St James	73
Victoria Park	60

Trend Analysis

Performance Index Score



Community variances

Performance Index Score

Gender

Male	57
Female	63

Age of children

0-4 years	54
5-11 years	57
12-17 years	59
18+ years	62
No children	63

Disability & culture

Disability	50
First Nations person#	49
Mainly speak LOTE	57

Age

14-34 years	62
35-49 years	58
50-64 years	57
65+ years	65

Home ownership

Home owner	58
Renting / other	69

MARKYT Industry Standards

Performance Index Score



Town of Victoria Park	60
Industry High	67
Industry Average	56

Q. How would you rate performance in the following areas?

Base: All respondents, excludes 'unsure' and 'no response' (n = 282).

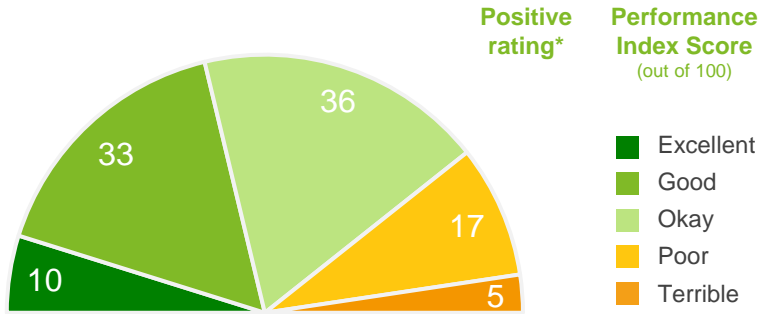
* Positive Rating = excellent, good + okay # Small sample size (<20 respondents)

Performance ratings

Social media presence

Performance ratings

% of respondents



79%

Positive rating*

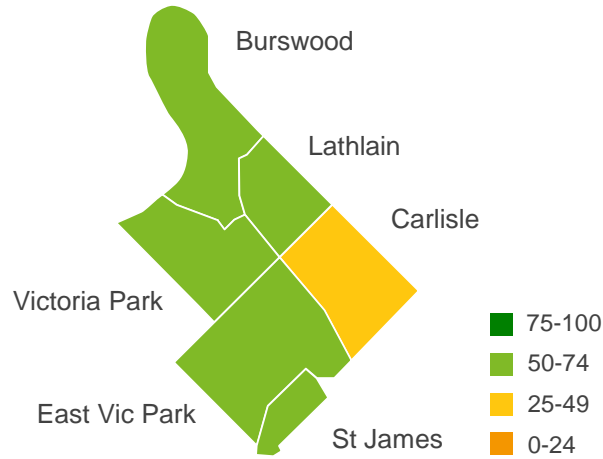
57

Performance Index Score (out of 100)

- Excellent
- Good
- Okay
- Poor
- Terrible

Geographical variances

Performance Index Score

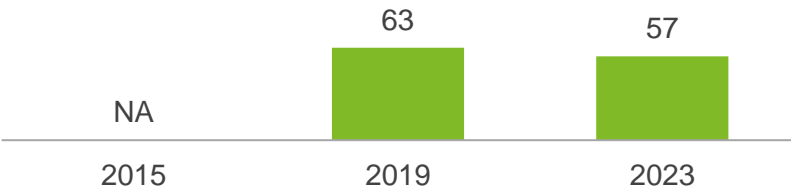


Location

Burswood	55
Carlisle	48
East Vic Park	59
Lathlain	61
St James	58
Victoria Park	59

Trend Analysis

Performance Index Score



Community variances

Performance Index Score

Gender	Age of children	Disability & culture
Male 54	0-4 years 55	Disability 50
Female 59	5-11 years 55	First Nations person# 49
Age	12-17 years 56	Mainly speak LOTE 50
14-34 years 58	18+ years 51	Home ownership
35-49 years 56	No children 59	Home owner 56
50-64 years 53		Renting / other 61
65+ years 58		

MARKYT Industry Standards

Performance Index Score



Town of Victoria Park	57
Industry High	63
Industry Average	53

Q. How would you rate performance in the following areas?

Base: All respondents, excludes 'unsure' and 'no response' (n = 332).

* Positive Rating = excellent, good + okay # Small sample size (<20 respondents)

Overview of community variances

Performance index scores across key community groups

Summary of community variances

Performance Index Scores	Total	Home owner		Renting/other		Male		Female		No children				Have child			Disability			First Nations#		LOTE		Wards					
		Home owner	Renting/other	Male	Female	No children	Have child 0-4	Have child 5-11	Have child 12-17	Have child 18+	18-34 years	35-54 years	55+ years	Disability	First Nations#	LOTE	Burswood	Carlisle	East Vic Park	Lathlain	St James	Victoria Park							
Place to live	79	78	81	77	80	82	73	72	79	79	77	79	80	76	77	76	77	70	79	87	75	84							
PERFORMANCE																													
Governing organisation	60	58	67	57	62	63	56	54	56	59	61	58	56	58	45	60	54	51	60	65	71	63							
Value for money from Council rates	51	50	58	49	54	55	46	42	47	51	49	51	49	41	64	51	42	45	52	56	64	51							
Council's leadership	51	50	56	49	53	53	46	47	48	54	52	48	49	47	38	49	55	44	51	57	60	51							
Advocacy and lobbying	47	46	52	45	49	49	43	40	43	44	48	45	44	46	35	47	41	42	48	46	57	48							
Consultation	52	51	55	48	55	55	48	45	45	48	53	50	48	46	34	49	53	44	51	52	60	57							
Communication	57	57	56	53	61	60	54	51	56	55	56	55	54	51	37	58	61	52	54	60	63	60							
Customer service	60	60	65	59	63	61	59	58	63	61	60	61	57	59	62	62	47	59	60	64	66	62							
Embracing change, innovation and technology	58	59	57	55	62	61	52	53	55	56	57	58	56	58	35	55	58	55	56	64	59	63							
Communication channels:																													
Town's Strategic Community Plan	55	55	59	54	58	59	47	49	55	52	55	56	50	44	24	55	58	47	56	59	66	54							
Town's website	58	57	63	58	59	60	51	54	59	63	58	56	57	59	40	59	55	55	57	59	65	60							
VIBE – the Town's printed newsletter	63	62	68	60	66	64	59	59	64	64	65	60	60	52	52	63	57	63	63	63	67	62							
e-newsletters	60	58	69	57	63	63	54	57	59	62	62	58	57	50	49	57	62	55	60	63	73	60							
Social media presence	57	56	61	54	59	59	55	55	56	51	58	56	53	50	49	50	55	48	59	61	58	59							
'Your Thoughts' online consultation hub	58	57	63	58	59	61	48	52	64	55	62	58	53	47	40	59	58	49	57	65	62	61							

Summary of community variances

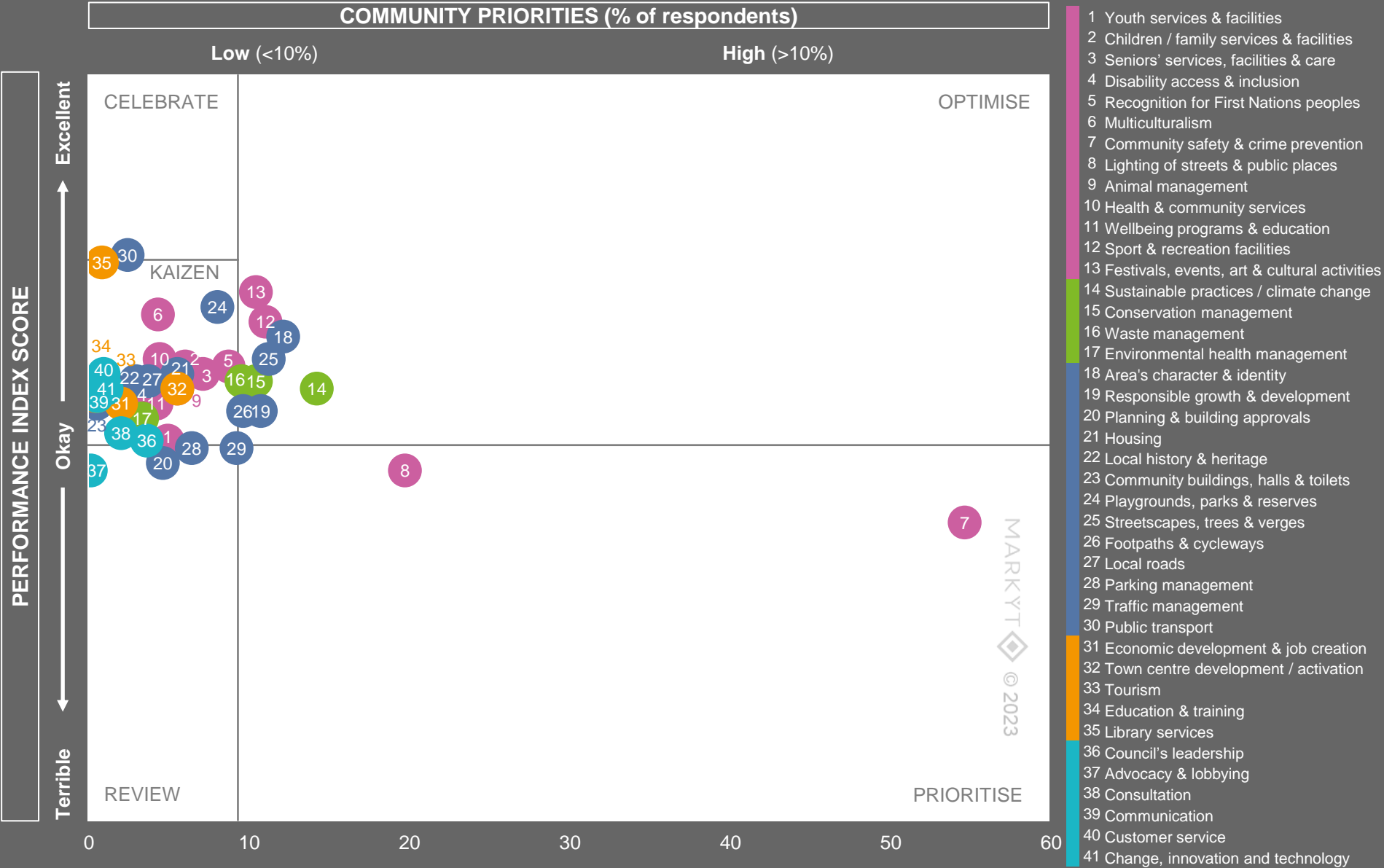
Performance Index Scores	Total	Home ownership		Gender		Children					Age groups			Disability	First Nations#	LOTE	Neighbourhoods					
		Home owner	Renting/other	Male	Female	No children	Have child 0-4	Have child 5-11	Have child 12-17	Have child 18+	18-34 years	35-54 years	55+ years				Burswood	Carlisle	East Vic Park	Lathlain	St James	Victoria Park
PEOPLE																						
Youth services and facilities	51	49	57	51	50	53	46	47	53	48	50	50	53	50	64	54	48	32	55	53	59	55
Children / family services and facilities	61	59	72	60	63	65	63	57	61	62	59	64	61	59	62	61	69	58	61	68	59	63
Seniors' services, facilities and care	60	57	69	58	61	60	63	52	67	62	63	60	58	54	65	57	68	53	60	56	73	61
Disability access and inclusion	58	57	62	61	55	59	60	57	61	52	59	58	58	45	59	56	61	48	59	65	64	59
Recognition / respect for First Nations peoples	61	63	51	61	61	60	70	62	64	53	57	62	64	55	32	60	61	56	60	66	62	64
Multiculturalism / recognition of cultural diversity	68	68	68	68	68	70	72	66	70	64	67	68	69	62	63	53	70	62	67	65	64	74
Community safety and crime prevention	40	37	52	39	39	45	33	33	35	43	35	38	37	32	49	31	51	24	42	54	42	43
Lighting of streets and public places	47	46	57	49	45	51	46	43	47	51	42	47	48	41	54	40	46	34	52	59	47	49
Animal management (dogs and cats)	58	57	66	57	60	60	52	55	58	59	59	58	57	61	54	49	59	55	60	60	65	55
Health and community services	62	61	65	61	63	64	61	57	62	61	59	66	60	60	60	58	54	60	62	66	69	62
Wellbeing programs and education	56	54	64	54	58	59	51	52	56	49	55	56	55	47	63	49	69	48	56	59	60	59
Sport and recreation facilities and services	67	67	67	65	68	69	63	58	62	64	67	64	68	66	66	57	62	65	66	67	68	70
Festivals, events, art and cultural activities	71	71	67	68	73	72	69	67	72	69	71	71	71	69	61	61	71	69	68	76	69	73
PLANET																						
Sustainable practices / climate change	58	58	56	54	63	59	57	59	55	54	57	56	58	62	53	58	62	56	56	57	69	59
Conservation and environmental management	59	60	55	55	64	61	57	57	56	53	58	58	57	59	52	58	67	57	57	65	64	59
Waste management	59	60	55	59	60	61	60	55	58	55	53	61	61	55	40	54	57	58	60	71	58	54
Environmental health management	54	53	59	54	55	55	51	54	55	52	54	54	52	54	59	47	55	51	54	59	61	54

Summary of community variances

Performance Index Scores	Total	Home owner	Renting/other	Male	Female	No children	Have child 0-4	Have child 5-11	Have child 12-17	Have child 18+	18-34 years	35-54 years	55+ years	Disability	First Nations#	LOTE	Burswood	Carlisle	East Vic Park	Lathlain	St James	Victoria Park
PLACE																						
Area's character and identity	65	65	68	61	69	67	65	64	66	57	63	68	64	67	44	57	65	58	66	71	70	67
Responsible growth and development	55	54	63	52	58	57	49	51	54	53	56	55	51	53	15	50	57	50	54	60	66	56
Planning and building approvals	48	47	55	48	49	51	46	43	47	40	51	49	40	44	32	46	54	42	48	50	56	50
Housing	60	61	50	57	63	61	58	56	66	57	53	64	64	56	31	58	61	55	58	62	63	63
Preserving & promoting local history & heritage	59	60	54	56	63	60	62	59	59	51	58	56	57	54	38	51	65	55	58	66	57	60
Community buildings, halls and toilets	56	56	57	56	57	60	54	52	56	56	54	57	58	55	45	51	59	54	56	64	54	57
Playgrounds, parks and reserves	69	68	74	69	69	73	61	55	67	71	66	69	71	65	50	64	73	70	66	79	62	70
Streetscapes, trees and verges	62	61	69	60	64	66	53	53	63	59	63	61	63	61	41	60	66	61	60	69	62	65
Footpaths and cycleways	55	53	65	55	55	58	50	48	52	53	57	52	57	53	56	49	50	54	55	60	47	57
Local roads	59	57	68	57	61	62	54	53	60	60	60	56	59	57	61	56	63	54	58	61	61	63
Parking management	50	49	53	49	50	52	45	45	49	47	49	50	48	47	33	48	48	45	50	57	42	54
Traffic management	50	48	60	48	51	52	44	45	52	45	49	50	48	48	35	50	52	42	53	50	56	52
Public transport	76	75	78	75	77	75	81	79	79	79	75	77	77	65	63	69	75	70	77	80	65	82
PROSPERITY																						
Place to work or operate a business	72	71	76	69	76	74	75	71	72	68	73	69	71	67	70	73	65	63	74	77	76	76
Economic development and job creation	56	56	54	54	58	56	51	54	54	55	55	58	54	52	34	58	60	54	54	62	61	56
Town centre development / activation	58	58	62	57	59	60	62	57	51	55	60	57	57	56	47	55	61	58	57	63	60	59
Place to visit	76	75	77	73	79	77	79	72	76	71	75	77	76	74	73	74	75	68	79	80	73	78
Tourism	57	56	61	53	60	57	61	56	53	54	59	56	52	55	49	50	62	55	55	55	65	58
Education, training and personal development	57	55	64	56	57	58	53	53	60	55	55	57	57	55	46	48	70	54	54	63	61	56
Library services	75	74	81	73	76	76	78	75	74	72	75	75	72	70	79	76	76	68	76	75	73	79

MARKYT community priorities

Other stakeholder groups



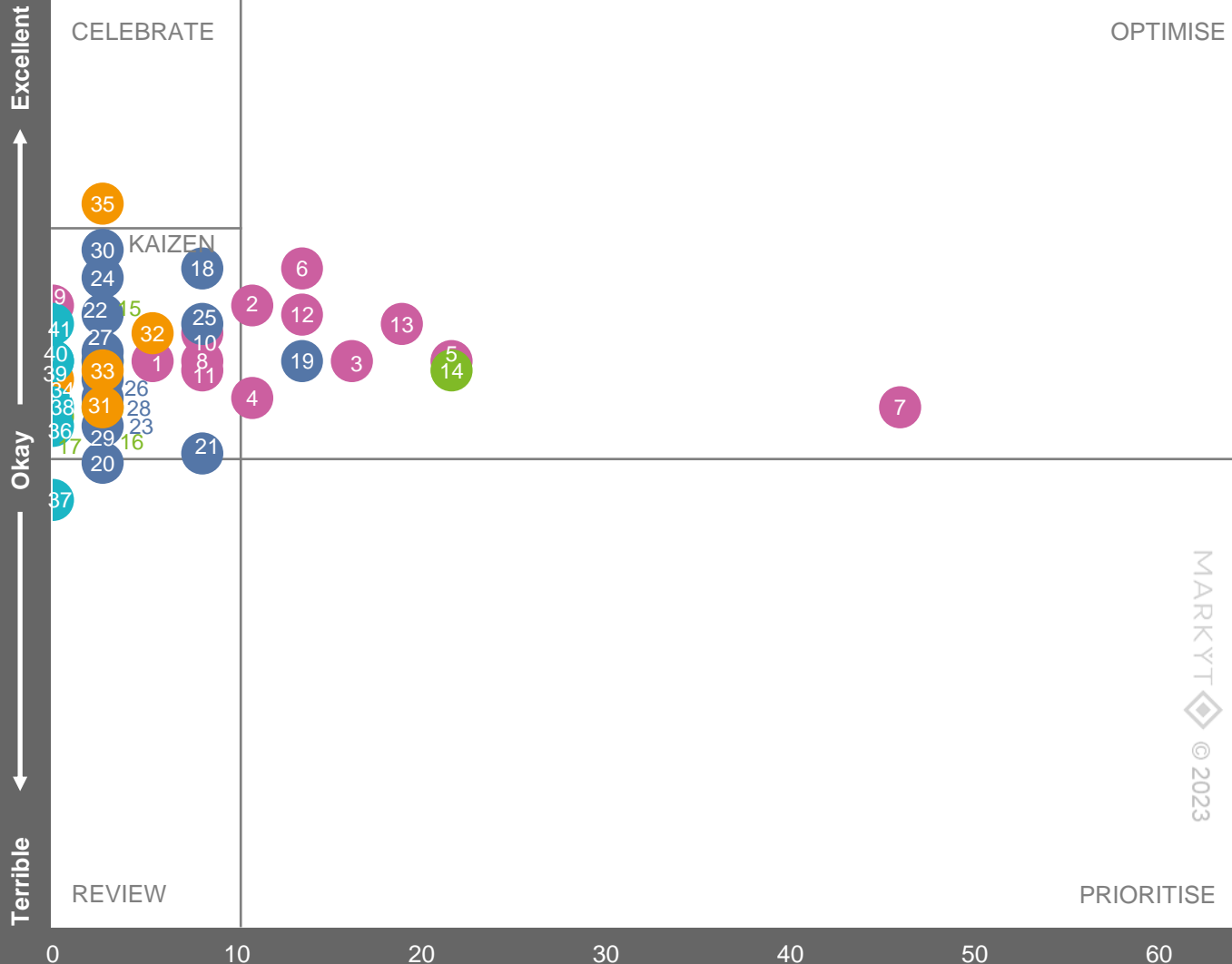
Q. How would you rate performance in the following areas? Base: All respondents, excludes unsure and no response. (n=varies)

Q. Which areas would you most like the Council to focus on improving? Base: All respondents, excludes no response (n = 552)

COMMUNITY PRIORITIES (% of respondents)

Low (<10%)

High (>10%)



- 1 Youth services & facilities
- 2 Children / family services & facilities
- 3 Seniors' services, facilities & care
- 4 Disability access & inclusion
- 5 Recognition for First Nations peoples
- 6 Multiculturalism
- 7 Community safety & crime prevention
- 8 Lighting of streets & public places
- 9 Animal management
- 10 Health & community services
- 11 Wellbeing programs & education
- 12 Sport & recreation facilities
- 13 Festivals, events, art & cultural activities
- 14 Sustainable practices / climate change
- 15 Conservation management
- 16 Waste management
- 17 Environmental health management
- 18 Area's character & identity
- 19 Responsible growth & development
- 20 Planning & building approvals
- 21 Housing
- 22 Local history & heritage
- 23 Community buildings, halls & toilets
- 24 Playgrounds, parks & reserves
- 25 Streetscapes, trees & verges
- 26 Footpaths & cycleways
- 27 Local roads
- 28 Parking management
- 29 Traffic management
- 30 Public transport
- 31 Economic development & job creation
- 32 Town centre development / activation
- 33 Tourism
- 34 Education & training
- 35 Library services
- 36 Council's leadership
- 37 Advocacy & lobbying
- 38 Consultation
- 39 Communication
- 40 Customer service
- 41 Change, innovation and technology

MARKYT  © 2023

Q. How would you rate performance in the following areas? Base: All respondents, excludes unsure and no response. (n=varies)

Q. Which areas would you most like the Council to focus on improving? Base: All respondents, excludes no response (n = 44)

COMMUNITY PRIORITIES (% of respondents)

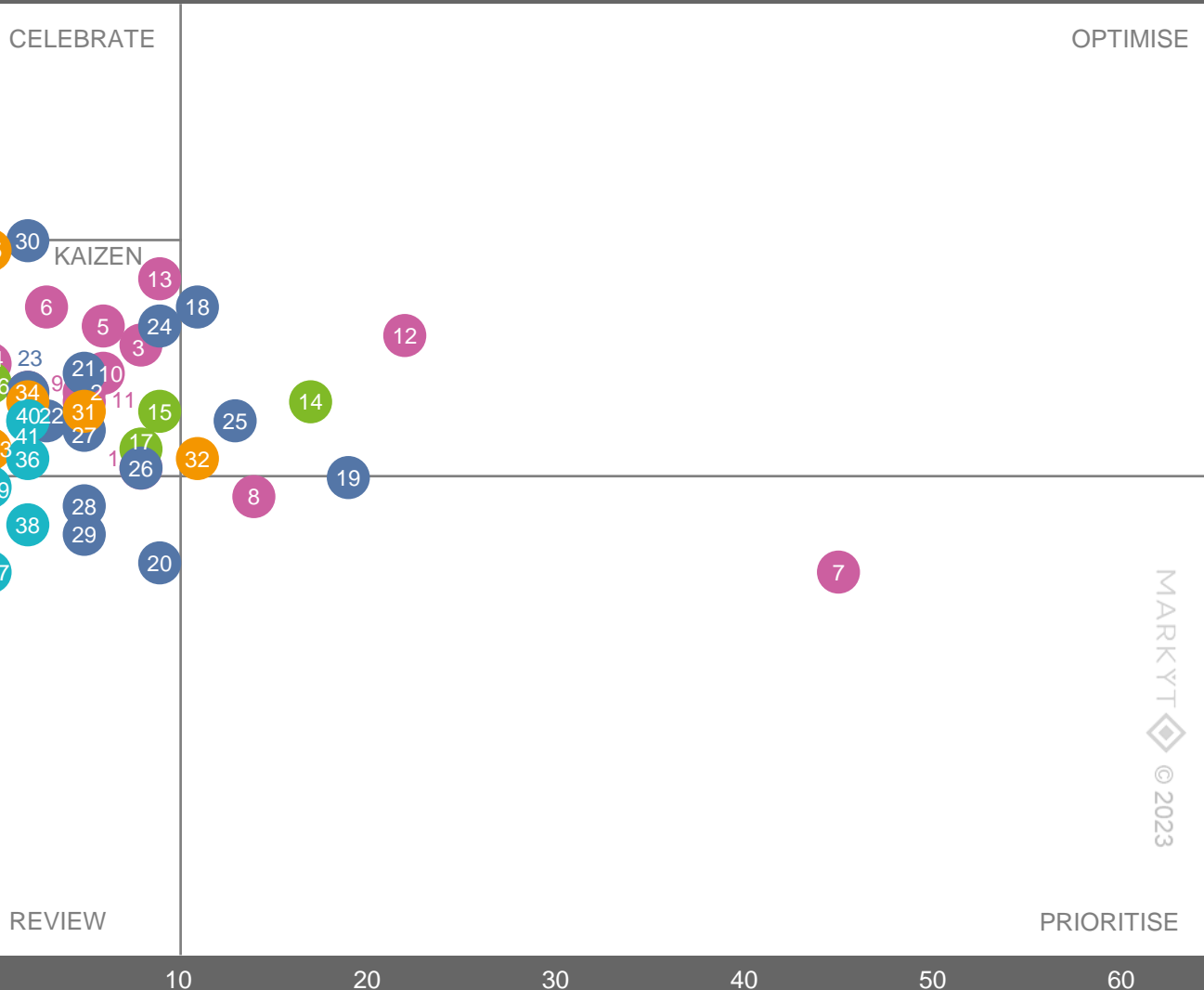
Low (<10%)

High (>10%)

Excellent

Okay

Terrible



- 1 Youth services & facilities
- 2 Children / family services & facilities
- 3 Seniors' services, facilities & care
- 4 Disability access & inclusion
- 5 Recognition for First Nations peoples
- 6 Multiculturalism
- 7 Community safety & crime prevention
- 8 Lighting of streets & public places
- 9 Animal management
- 10 Health & community services
- 11 Wellbeing programs & education
- 12 Sport & recreation facilities
- 13 Festivals, events, art & cultural activities
- 14 Sustainable practices / climate change
- 15 Conservation management
- 16 Waste management
- 17 Environmental health management
- 18 Area's character & identity
- 19 Responsible growth & development
- 20 Planning & building approvals
- 21 Housing
- 22 Local history & heritage
- 23 Community buildings, halls & toilets
- 24 Playgrounds, parks & reserves
- 25 Streetscapes, trees & verges
- 26 Footpaths & cycleways
- 27 Local roads
- 28 Parking management
- 29 Traffic management
- 30 Public transport
- 31 Economic development & job creation
- 32 Town centre development / activation
- 33 Tourism
- 34 Education & training
- 35 Library services
- 36 Council's leadership
- 37 Advocacy & lobbying
- 38 Consultation
- 39 Communication
- 40 Customer service
- 41 Change, innovation and technology

Q. How would you rate performance in the following areas? Base: All respondents, excludes unsure and no response. (n=varies)

Q. Which areas would you most like the Council to focus on improving? Base: All respondents, excludes no response (n = 71)

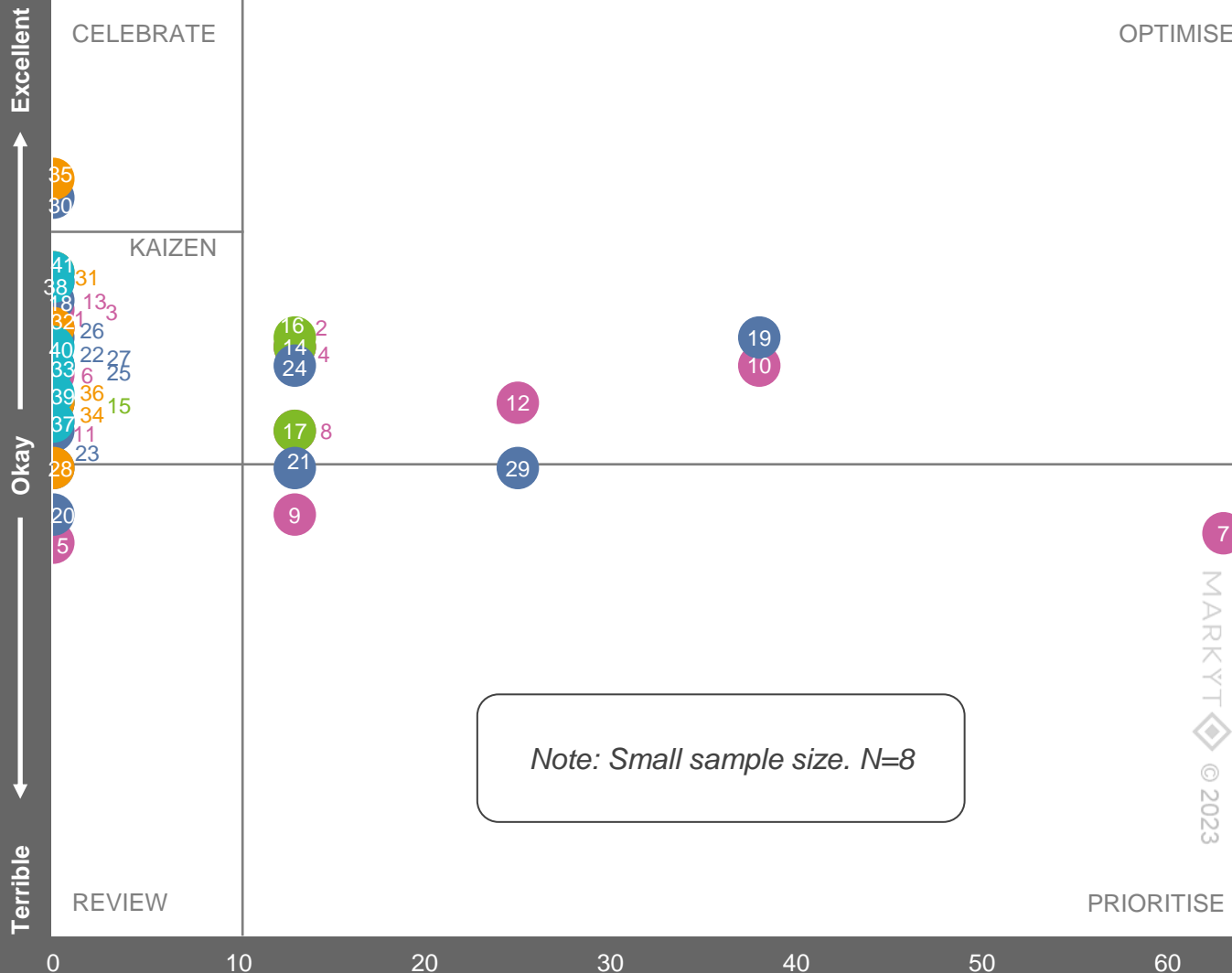
MARKYT Community Priorities

Elected member /
Town employee

COMMUNITY PRIORITIES (% of respondents)

Low (<10%)

High (>10%)



- 1 Youth services & facilities
- 2 Children / family services & facilities
- 3 Seniors' services, facilities & care
- 4 Disability access & inclusion
- 5 Recognition for First Nations peoples
- 6 Multiculturalism
- 7 Community safety & crime prevention
- 8 Lighting of streets & public places
- 9 Animal management
- 10 Health & community services
- 11 Wellbeing programs & education
- 12 Sport & recreation facilities
- 13 Festivals, events, art & cultural activities
- 14 Sustainable practices / climate change
- 15 Conservation management
- 16 Waste management
- 17 Environmental health management
- 18 Area's character & identity
- 19 Responsible growth & development
- 20 Planning & building approvals
- 21 Housing
- 22 Local history & heritage
- 23 Community buildings, halls & toilets
- 24 Playgrounds, parks & reserves
- 25 Streetscapes, trees & verges
- 26 Footpaths & cycleways
- 27 Local roads
- 28 Parking management
- 29 Traffic management
- 30 Public transport
- 31 Economic development & job creation
- 32 Town centre development / activation
- 33 Tourism
- 34 Education & training
- 35 Library services
- 36 Council's leadership
- 37 Advocacy & lobbying
- 38 Consultation
- 39 Communication
- 40 Customer service
- 41 Change, innovation and technology

Note: Small sample size. N=8

MARKYT  © 2023

Q. How would you rate performance in the following areas? Base: All respondents, excludes unsure and no response. (n=varies)

Q. Which areas would you most like the Council to focus on improving? Base: All respondents, excludes no response (n = 8)

Recommendations

Top 10 recommendations

1. **Celebrate the Town's success** with recognised leadership in economic development, multiculturalism, and developing and preserving the area's character and identity.
2. **Focus on improving real and perceived sense of safety.** This was the #1 priority mentioned by 55% of respondents. Performance dropped by 8 index points and ratings are now 9 points below the industry average. Concerns are greatest in Carlisle, with the performance score 25 points below the industry average.

Suggestions from the community include increasing surveillance (Police, rangers, security patrols and CCTV cameras) and providing more and brighter lighting, preferably solar powered. Lighting was the second highest priority, mentioned by 20% of respondents. Again, the performance score is lowest in Carlisle; 19 points below the industry average.

3. **Continue to focus on sustainability** (the third highest priority) with improved management of the urban canopy, water, energy and waste. Waste management scores fell by 10 index points and are now 4 points below industry average.
4. **Continue to strengthen local community spirit and sense of belonging**, in particular in St James, Burswood and Carlisle, among renters, young adults, families with adult children living at home, and First Nations peoples. Carlisle had the lowest place to live score, and the lowest sense of pride (46 out of 100).

Overall, 46% of respondents would like to get to know their neighbours better. Ratings were highest among people who mainly speak a language other than English at home, and young adults. It is also noted that, while the Town set the industry high for multiculturalism, ratings for multiculturalism were 15 points lower among people who mainly speak a language other than English at home, putting their score below the industry average.

Top 10 recommendations (continued)

5. **Improve youth services and facilities.** The performance score was down 7 index points this year to 51 out of 100. While this is 3 points ahead of the industry average, it is 14 points behind the industry leader (City of Belmont). Results were much lower in Carlisle at 32 out of 100.
6. **Find ways to engage young adults in volunteering opportunities** across the Town of Victoria Park. Only 4% of respondents aged 18-34 years were involved in volunteering or philanthropic activities in the local area, versus 30% of people with children in primary school and 37% of people with children in high school.
7. **Provide more support for parents and carers with young children.** Although the responsibility of caring for babies and young children brings a deeper sense of purpose in life - exercise, diet and nutrition are affected. People who care for children aged 0-5 years report exercising less, eating more fast food and eating less fruit. They also give some of the lower ratings for playgrounds, parks and reserves, and consider it more difficult to access these facilities.
8. **Consider a communications campaign** to improve awareness and usage of recreational activities and community facilities. Low awareness was a key barrier for using the Town's facilities across all community groups.
9. **Consider ways to improve the Town's brand perceptions.** Level of agreement that the Town is progressive fell by 10% points, views that the Town is approachable fell by 5% points, and the advocacy performance score fell by 10 index points.
10. **Determine how the Town can better communicate value,** to lift the value for money from council rates score up from 51 out of 100. While this is above the industry average, there is opportunity to improve.



www.catalyse.com.au

Office 3, 996 Hay Street, Perth WA 6000

PO Box 8007, Cloisters Square WA 6850

Phone +618 9226 5674

Email: info@catalyse.com.au

ABN 20 108 620 855

MARKYT 