

# appendices



Ordinary Meeting of Council  
12 December 2017

## TABLE OF CONTENTS

ITEM	TITLE	PAGE NO
11.7	Modifications to Local Planning Policy 32 'Minor Residential Development' to become Local Planning Policy 32 'Exemptions from Development Approval' .....	3
14.1	Schedule of Accounts for 30 October 2017 .....	12
14.3	Annual Report 2016-2017 .....	22

**11.7 Modifications to Local Planning Policy 32 ‘Minor Residential Development’ to become Local Planning Policy 32 ‘Exemptions from Development Approval’**

# Local Planning Policy No. 32

## Exemptions From Development Approval

Date of Adoption: DD Month 2017

Date Amended: -

---

### INTRODUCTION

The purpose of this policy is to identify development types that are exempt from development approval, in addition to exemptions that exist under other planning provisions (refer below).

Schedule 2, Part 7, deemed clause 61 of the *Planning and Development (Local Planning Schemes) Regulations 2015* (the Regulations), and Schedule A of the Town Planning Scheme No. 1 Scheme Text (the Scheme), identify development types that are exempt from development approval.

Deemed Clause 61 of the Regulations allows local governments to prepare local planning policies specifying additional development types that are exempt from development approval. This Local Planning Policy details the additional exemptions from development approval that apply in the Town.

This policy is made pursuant to Schedule 2, Part 2, Division 2 of the Regulations relating to local planning policies.

### OBJECTIVES

- a) To identify development types that are exempt from development approval, in addition to exemptions that exist under other planning provisions (refer below); and
- b) To exempt certain forms of minor development from the requirement for development approval, where they qualify with specified standards to ensure consistency and minimal risk of adverse impacts on the amenity of neighbouring properties, the streetscape or within the Town generally.

### SCOPE

This Policy applies to all land within the Town of Victoria Park.

This Policy does not exempt development on land that is either:

- a) Entered in the State Register of Heritage Places under the *Heritage of Western Australia Act 1990*; or
- b) The subject of an order under the *Heritage of Western Australia Act 1990* Part 6; or
- c) The subject of a heritage agreement entered into under the *Heritage of Western Australia Act 1990* Section 29; or
- d) Included on a heritage list prepared in accordance with this Scheme; or
- e) Located within an area designated under the Scheme as a heritage area.  
unless approved in writing by the Town.

This Policy outlines exemptions from development approval only. While a particular development type may be exempt from development approval, other required approvals or licenses may still need to be obtained from the Town or other bodies, including but not limited to the following:

- Building Permit
- Environmental Health Permits
- Approval under Local Laws
- Technical Services Approval
- Public Event Approvals
- Other strata owners

## **DEFINITIONS**

Unless otherwise defined below, words and terms used in this policy are as defined in the Scheme, the Planning and Development Act 2005, the Regulations or the Residential Design Codes (the R-Codes).

**Cubby house** means an enclosed structure such as a small-scale replica of a dwelling, and includes tree houses, which is usually of simple construction and used primarily by children for the purposes of play, but excludes unenclosed platforms.

**Maintenance and repair** means minor works that are undertaken to fix, or prevent, a building, structure or place from deteriorating or falling into a state of disrepair. The works are to be undertaken to the same details, materials and specifications of the building, structure or place prior to the deterioration or disrepair occurring. These works include :

- Painting of existing painted surfaces;
- Rendering of existing rendered surfaces;
- Re-roofing with like-for-like materials and where there is no change to the roof form, pitch or colour;
- Replacement of cladding materials with like-for-like;
- Replacing or repairing materials, fittings or architectural features with like-for-like.

**Screening material** means a visually permeable structure including lattice, trellis or metal framing which may or may not be used to train vegetation.

**Temporary viewing platform** means a removable structure that is to be erected for a limited time for the sole purpose of demonstrating the prospective views of a development.

**Vergola** means a structure similar to a patio or pergola, but which has a louvered roof which can be opened or closed.

## POLICY REQUIREMENTS

1. The following works are exempt from the requirement for development approval from the Town, where they comply with the relevant conditions contained in Table 1 below.

TABLE 1 – WORKS THAT ARE EXEMPT FROM DEVELOPMENT APPROVAL		
WORKS	CONDITIONS TO BE EXEMPT	GUIDANCE NOTES
Air conditioning units	To be screened from view from a street, or where on the roof, then of a colour to match the roof colour.	-
Ancillary dwelling (new or additions to)	Refer to clause 61(1)(d) of the Regulations.	-
Animal enclosure	Maximum 2.4m height	-
Basketball or netball hoop	Nil - exempt	-
Builders shed, office or sanitary facilities	Connected with building work on the land on which the shed, office, shed or sanitary facility is located	-
Carport or garage	Refer to clause 61(1)(d) of the Regulations.	
Car parking bays	Where associated with a residential development, and meets the deemed-to-comply provisions of the R-Codes relating to vehicle access and car parking	Where relevant, a crossover approval will still be required.
Children's play equipment (but not including a Cubby House)	Nil - exempt	-
Clothes lines and drying facilities	Nil - exempt	Should be screened from view from a street.
Cubby house	<ul style="list-style-type: none"> <li>• The floor level is no more than 1.0m above natural ground level; and</li> <li>• The wall height is no more than 3.0m above natural ground level; and</li> <li>• 1.0m minimum setback from boundaries; and</li> <li>• Less than 10m<sup>2</sup> area</li> </ul>	While the visual privacy provisions of the R-Codes do not apply to cubby houses, it is recommended that any doors or windows be positioned to face into the site rather than external boundaries.
Decking	<500mm above the natural ground level at any point below the deck	-
Demolition	Demolition (in full or part) of a single house or ancillary dwelling – exempt.  Demolition of incidental structures, including an outbuilding, external fixture, boundary wall	A demolition permit may still be required.

WORKS	CONDITIONS TO BE EXEMPT	GUIDANCE NOTES
	<p>or fence, patio, pergola, retaining wall, verandah, garage, carport, swimming pool or spa – exempt.</p> <p>Demolition (in full or part) of a non-residential building – exempt unless the building is an original shopfront on Albany Highway or an ‘original shop’ in the Residential Character Study Area or a heritage listed property on the Town’s MHI or the State Register of Heritage Places</p>	<p>Note ‘Scope’ section of this Policy for circumstances where exemptions do not apply.</p>
<p>Earthworks (excavation and/or fill)</p>	<p>Either excavation (no limit) or fill to a maximum height of 500mm above the natural ground level.</p>	<p>Any excavation or fill to be adequately retained where necessary.</p>
<p>Maintenance and repair (see ‘Definitions’)</p>	<p>Nil.</p> <p>This exemption does not apply to :</p> <ul style="list-style-type: none"> <li>- Changes from one roofing material to another; or</li> <li>- Significant changes in the wall materials ie. facebrick to render;</li> </ul>	<ul style="list-style-type: none"> <li>• Original features including doors, windows and architectural elements should be maintained and repaired rather than be replaced.</li> <li>• Repainting of walls should preferably be to neutral tones.</li> </ul>
<p>Fencing (including lattice extensions)</p>	<ul style="list-style-type: none"> <li>• Where associated with a residential development, compliant with the provisions for street walls and fences outlined in Council’s Local Planning Policy ‘Streetscape’; or</li> <li>• A dividing fence located on the boundary between two lots, where behind the building lines; or</li> <li>• Screening material attached to the top of a dividing fence not exceeding a height of 2.4m above the higher ground level</li> <li>• All fencing complying with the Town’s <i>Local Laws Relating to Fencing</i> in any instance.</li> </ul>	<p>-</p>
<p>Flagpole</p>	<p>To a residential development – where not exceeding a maximum height of 6m and not containing commercial advertising.</p> <p>To a non-residential premises – where compliant with the Town’s Signs Local Law or an adopted Local Planning Policy relating to signs.</p>	<p>-</p>

<b>WORKS</b>	<b>CONDITIONS TO BE EXEMPT</b>	<b>GUIDANCE NOTES</b>
Hot water systems	Nil - exempt	Should be screened from view from a street, or where on the roof, then flush mounted.
Letterboxes	Nil - exempt	Sightlines to be maintained for vehicle egress.
Outbuildings	Where associated with a residential development, compliant with the provisions for outbuildings outlined in the R-Codes and Council's Local Planning Policy 'Streetscape'	-
Outdoor blinds	Nil - exempt	-
Outdoor cooking facilities (ie. BBQ; pizza oven)	Nil - exempt	-
Patio	Where associated with a residential development, compliant with the provisions for patios outlined in the R-Codes and Council's Local Planning Policy 'Streetscape'	-
Pergola or vergola	Nil - exempt	-
Retaining walls	<500mm above the natural ground level at any point; or below natural ground level in all instances.	To be constructed of concrete or masonry to relevant specifications.
Roller shutters	To a residential development - nil - exempt	Discouraged given the negative streetscape and surveillance outcomes.
Satellite dish	Refer to Schedule A of the Scheme and clause 61(1)(d) of the Regulations.	-
Sea Containers	Compliant with the provisions of Council's Local Planning Policy 34 'Sea Containers'	-
Shade sails	Where associated with a residential development, compliant with the provisions for shade sails outlined in Council's Local Planning Policy 'Streetscape'	-
Single house (new dwelling or additions to)	Refer to clause 61(1)(c) of the Regulations.	-
Signs	Compliant with the Town's Signs Local Law or an adopted Local Planning Policy relating to signs.	-
Solar collectors	If located on the roof or another part of the building.	Preferably flush mounted or no more than 500mm above the roof where on a frame.



<b>WORKS</b>	<b>CONDITIONS TO BE EXEMPT</b>	<b>GUIDANCE NOTES</b>
Swimming pools or spas	Nil - exempt	-
Temporary viewing platform	On-site for less than 90 days	-
TV antennas	Nil - exempt	-
Water tanks	Not located in a street setback area and does not exceed a height of 2.4m above natural ground level.	-
Water features	Nil - exempt	-
Any other works of a minor nature as determined by the Town in writing on a case-by-case basis.		

**2. The following uses are exempt from the requirement for development approval from the Town, where they comply with the relevant conditions contained in Table 2 below.**

<b>TABLE 2 – USES THAT ARE EXEMPT FROM DEVELOPMENT APPROVAL</b>		
<b>USES</b>	<b>CONDITIONS TO BE EXEMPT</b>	<b>NOTES</b>
Home Office	Not to involve clients or customers travelling to and from the dwelling.	-
Temporary uses included but not limited to the following: Garage sales, fetes, fairs, circus, charity goods sales, community markets, street festivals and pop-up shops.	<ul style="list-style-type: none"> <li>Where the use does not require the construction of any permanent works or structures, unless otherwise approved by the Town; and</li> <li>One temporary sign is associated with the use, with a maximum size of 1.5m<sup>2</sup> and located within private property; and</li> <li>The use does not cumulatively occur on more than 20 days within a 12 month period, and not on more than 7 consecutive days within any 1 month.</li> </ul>	Temporary uses may require other approvals from Council.
Uses that are ‘P’ (permitted) under the Scheme Zoning Table	<ul style="list-style-type: none"> <li>Refer clause 61 (2)(b) of the Regulations.</li> </ul>	-
Family day care centre	<ul style="list-style-type: none"> <li>Refer Schedule A of the Scheme.</li> </ul>	-
Use of footpath in front of a business premises for alfresco dining or the display of goods	Nil	A Free Trade Area permit is to be obtained from the Town.
Any other use of a temporary nature as determined in writing by the Town on a case-by-case basis.		

## **NOTES**

1. The 'Guidance Notes' in Tables 1 and 2 above are provided for guidance only as to the Town's expectations. Development that is not compliant with the 'Guidance Notes' is not required to obtain development approval unless note 2 (below) applies.
2. The following matters must be satisfied prior to the carrying out of any development listed within this policy:
  - Owners consent is to be obtained before carrying out or continuing any development;
  - Conditions of any current approval that relates to the land are not to be impacted or contravened by way of the development which is proposed to be undertaken;
  - Vehicular and pedestrian access remains compliant with the requirements of the R-Codes;
  - All development is to be located outside of future road or right-of-way widening areas;
  - All stormwater shall be contained on the development site;
  - Any building works are to be contained within the boundaries of the lot which is the subject of development; and
  - All other approvals or licenses required by other legislation or requirements of Council are obtained from the Town where necessary, including but not limited to the following:
    - Building Permit
    - Environmental Health Permits
    - Approval under Local Laws
    - Technical Services Approval
    - Public Event Approvals
3. Notwithstanding that a particular use or works on land may not be specifically listed as exempt development under Table 1 or Table 2, the Town may on a case-by case basis, in writing, determine that the use or works are minor and does not require development approval.

### **3. Amendments to Approvals**

Deemed clause 77(3) of the Regulations provides that where a development approval has been issued, the local government may waive or vary the requirement to obtain development approval for minor amendments.

In this respect, the Town will not require a formal application for development approval to be submitted where the approval remains in substance the same type of works or use, and the amendments do not:

- a) result in new variations to an applicable development standard applying under the Scheme, R-Codes or Council Policies; or
- b) increase the extent of non-compliance with an applicable development standard applying under the Scheme, R-Codes or Council Policies; or
- c) require consideration of any relevant planning and development matter where discretion is required; or
- d) require the addition, deletion or modification of a condition of the development approval,

including an extension of time to substantially commence the development; or

- e) result in a development that makes a less positive contribution to the streetscape than that approved.

In such situations, landowners and/or applicants should obtain written advice from Council Officers confirming whether or not an amended approval is required in each instance.

## **14.1 Schedule of Accounts for 30 October 2017**

All Payments Made From 1-Oct-17 To 31-Oct-17

<u>Payment</u>	<u>Date</u>	<u>Payee</u>	<u>Description</u>	<u>Amount</u>
----------------	-------------	--------------	--------------------	---------------

**Municipal Fund Bank Account**

**Payments**

**Creditors Cheques**

00608189	10-Oct-17	Alinta	Gas Usage Charges	480.65
00608195	18-Oct-17	Alinta	Gas Usage Charges	762.90
00608192	10-Oct-17	Construction Training Fund	Levy Payments	31,328.84
00608202	31-Oct-17	CSA Employer Services	Superannuation	3,123.07
00608193	10-Oct-17	Department of Commerce	Levy Payments	25,391.26
00608183	3-Oct-17	Gaming and Wagering Commission	Bingo Costs	376.15
00608194	10-Oct-17	Improve Silence Inc	Consultancy Services	500.00
00608203	31-Oct-17	Local Government Racing and Cemeter	Superannuation	615.00
00608209	31-Oct-17	Mr G W Tobin	Refund - Application Fee	80.00
00608205	31-Oct-17	Mr P G Borger	Refund - Application Fee	80.00
00608207	31-Oct-17	Mr P Melrosa	Refund - Application Fee	80.00
00608208	31-Oct-17	Mr P Smith	Refund - Application Fee	80.00
00608206	31-Oct-17	Mr W Hendriks	Refund - Application Fee	80.00
00608186	3-Oct-17	Optus Billing Services Pty Ltd	Telephone Usage Charges	4,843.49
00608210	31-Oct-17	Optus Billing Services Pty Ltd	Telephone Usage Charges	4,787.90
00608185	3-Oct-17	Riverview Church Inc	Refund - Debtor Overpayment	1,620.00
00608184	3-Oct-17	Target Australia Pty Ltd	Equipment Supply and Repair	135.00
00608187	3-Oct-17	Telstra Corporation Ltd	Telephone Usage Charges	2,725.66
00608190	10-Oct-17	Telstra Corporation Ltd	Telephone Usage Charges	335.98
00608197	24-Oct-17	Telstra Corporation Ltd	Telephone Usage Charges	128.33
00608211	31-Oct-17	Telstra Corporation Ltd	Telephone Usage Charges	1,856.98
00608204	31-Oct-17	Town of Victoria Park	Superannuation & Employee Deductions	5,875.01
00608196	18-Oct-17	Water Corporation	Water Usage Charges	14,565.15
00608198	24-Oct-17	Water Corporation	Water Usage Charges	1,940.25
00608212	31-Oct-17	Water Corporation	Water Usage Charges	682.28
<b>Total Creditors Cheques</b>				<b>102,473.90</b>

**Creditors EFT Payments**

1041.1328-01	18-Oct-17	Abco Products Pty Ltd	Cleaning Services and Equipment	581.38
1045.1328-01	25-Oct-17	Abco Products Pty Ltd	Cleaning Services and Equipment	973.57
1045.959-01	25-Oct-17	Able Westchem	Cleaning Services and Equipment	990.71
1038.3400-01	11-Oct-17	Academy Services (WA) Pty Ltd	Contract Cleaning	7,003.84
1033.4527-01	4-Oct-17	Access Analytic Solutions Pty Ltd	Training Services	1,499.00
1041.331-01	18-Oct-17	Active Games & Entertainment	Event Performance and Activity	572.00
1041.4297-01	18-Oct-17	Akwaaba African Drumming	School Holiday Program Activities	440.00
1041.1293-01	18-Oct-17	Alanco Australia Pty Ltd	Plant Supply and Servicing	838.15
1045.2515-01	25-Oct-17	Alleasing	Equipment Hire	6,309.49
1038.20-01	11-Oct-17	Allmark & Associates Pty Ltd	Uniforms and Protective Equipment	1,336.50
1038.17-01	11-Oct-17	Allpest WA	Pest Control Services	247.06
1038.4391-01	11-Oct-17	Allstate Kerbing & Concrete	Footpath Materials and Construction	1,243.28
1033.2774-01	4-Oct-17	Ampac Debt Recovery (WA) Pty Ltd	Financial Services	72.14
1045.441-01	25-Oct-17	Analytical Reference Laboratory (WA	Environmental Services	1,636.25
1033.3376-01	4-Oct-17	Anyware Corporation Pty Ltd	Equipment Supply and Repair	122.98
1045.1509-01	25-Oct-17	Asphalt in a Bag	Road Construction Materials and Services	1,718.75
1033.662-01	4-Oct-17	Asphaltech Pty Ltd	Road Construction Materials and Services	387,099.43
1045.3781-01	25-Oct-17	Atmos Foods	Resale Inventory	655.24
1033.1435-01	4-Oct-17	Atom Supply	Equipment Supply and Repair	93.35
1033.4146-01	4-Oct-17	Aurecon Australiasia Pty Ltd	Consultancy Services	7,216.00
1045.271-01	25-Oct-17	Australasian Performing Right	Licencing and Subscriptions	2,906.37
1038.523-01	11-Oct-17	Australia Post	Postage Services	6,523.50
1033.3845-01	4-Oct-17	Australian Leisure and Hospitality	Event Performance and Activity	2,200.00
1033.1995-01	4-Oct-17	Australian Office Leadingbrands.com	Office Supplies	384.78
1034.98000-0	4-Oct-17	Australian Taxation Office	Taxation	151,155.00
1042.98000-0	18-Oct-17	Australian Taxation Office	Taxation	151,979.00
1041.277-01	18-Oct-17	Bannister Downs Dairy Company	Amenities	192.00
1041.192-01	18-Oct-17	Beacon Equipment	Machinery Servicing and Parts	254.60
1041.280-01	18-Oct-17	Beaver Tree Services	Landscaping Materials and Services	12,509.70
1045.280-01	25-Oct-17	Beaver Tree Services	Landscaping Materials and Services	86,713.94
1033.4307-01	4-Oct-17	Beehive Book Distribution	Library Equipment and Stock	120.00
1038.281-01	11-Oct-17	Benara Nurseries	Landscaping Materials and Services	440.99
1038.409-01	11-Oct-17	Bidfood WA Pty Ltd	Resale Inventory	764.20
1045.409-01	25-Oct-17	Bidfood WA Pty Ltd	Resale Inventory	209.25

All Payments Made From 1-Oct-17 To 31-Oct-17

<u>Payment</u>	<u>Date</u>	<u>Payee</u>	<u>Description</u>	<u>Amount</u>
1041.429-01	18-Oct-17	Bin Bath Australia Pty Ltd	Cleaning Services and Equipment	834.24
1038.283-01	11-Oct-17	Blackwell & Associates Pty Ltd	Planning and Building Services	1,716.00
1041.1447-01	18-Oct-17	Blue Force Pty Ltd	Fire Alarm and Security Services	250.80
1045.4580-01	25-Oct-17	Blulake Pty Ltd	Training Services	185.00
1041.286-01	18-Oct-17	Bob Jane T-Mart Victoria Park	Plant Supply and Servicing	590.00
1041.287-01	18-Oct-17	BOC Limited	Equipment Supply and Repair	1,481.17
1038.3948-01	11-Oct-17	Boilertronics	Equipment Supply and Repair	1,343.10
1045.384-01	25-Oct-17	Bonissimo	Resale Inventory	236.00
1033.333-01	4-Oct-17	Boral Construction Materials Group	Equipment Supply and Repair	408.01
1038.333-01	11-Oct-17	Boral Construction Materials Group	Equipment Supply and Repair	298.40
1041.333-01	18-Oct-17	Boral Construction Materials Group	Equipment Supply and Repair	623.52
1045.333-01	25-Oct-17	Boral Construction Materials Group	Equipment Supply and Repair	331.56
1037.2093-01	10-Oct-17	BP Australia Pty Ltd	Fuel and Oils	3,650.34
1038.2231-01	11-Oct-17	Bridgestone Tyres	Tyres	143.00
1041.2231-01	18-Oct-17	Bridgestone Tyres	Tyres	241.34
1045.2231-01	25-Oct-17	Bridgestone Tyres	Tyres	241.34
1041.1211-01	18-Oct-17	Brownes Foods Operations	Amenities	30.64
1045.1211-01	25-Oct-17	Brownes Foods Operations	Amenities	138.24
1038.442-01	11-Oct-17	Bucher Municipal Pty Ltd	Plant Supply and Servicing	3,329.37
1041.442-01	18-Oct-17	Bucher Municipal Pty Ltd	Plant Supply and Servicing	3,036.00
1033.290-01	4-Oct-17	Bunnings Building Supplies Pty Ltd	Equipment Supply and Repair	98.34
1038.290-01	11-Oct-17	Bunnings Building Supplies Pty Ltd	Equipment Supply and Repair	187.11
1041.290-01	18-Oct-17	Bunnings Building Supplies Pty Ltd	Equipment Supply and Repair	53.24
1045.290-01	25-Oct-17	Bunnings Building Supplies Pty Ltd	Equipment Supply and Repair	416.26
1041.3354-01	18-Oct-17	Burswood Isuzu Ute	Plant Supply and Servicing	1,026.15
1045.785-01	25-Oct-17	CA Technology Pty Ltd	Licencing and Subscriptions	5,084.20
1041.527-01	18-Oct-17	Cabcharge Australia Ltd	Transport Services	75.18
1038.279-01	11-Oct-17	Caltex Aust Limited	Fuel and Oils	11,013.16
1038.3438-01	11-Oct-17	Cancalc Pty Ltd	Equipment Supply and Repair	2,817.01
1038.299-01	11-Oct-17	Cancer Council WA	Amenities	202.92
1033.298-01	4-Oct-17	Canon Australia Pty Ltd	Printing Services	1,640.90
1041.298-01	18-Oct-17	Canon Australia Pty Ltd	Printing Services	2,793.82
1038.857-01	11-Oct-17	Capital Recycling	Waste Management Services	151.54
1045.1129-01	25-Oct-17	Cardno (WA) Pty Ltd	Consultancy Services	15,655.48
1045.300-01	25-Oct-17	Carlisle Events Hire Pty Ltd	Equipment Hire	1,507.00
1038.1503-01	11-Oct-17	CCM Furniture Pty Ltd t/as CCM Clea	Cleaning Services and Equipment	2,171.67
1041.1503-01	18-Oct-17	CCM Furniture Pty Ltd t/as CCM Clea	Cleaning Services and Equipment	17,334.48
1033.1919-01	4-Oct-17	Centurion Temporary Fencing	Equipment Supply and Repair	685.30
1035.4546-01	4-Oct-17	Certis WA Pty Ltd	Refund - Application Fee	97.70
1038.309-01	11-Oct-17	Chubb Fire & Security Pty Ltd	Fire Alarm and Security Services	226.60
1041.309-01	18-Oct-17	Chubb Fire & Security Pty Ltd	Fire Alarm and Security Services	948.97
1045.309-01	25-Oct-17	Chubb Fire & Security Pty Ltd	Fire Alarm and Security Services	492.47
1033.988-01	4-Oct-17	City of Canning	Local Government Services	550.00
1033.369-01	4-Oct-17	City of Perth	Local Government Services	539.78
1041.369-01	18-Oct-17	City of Perth	Local Government Services	31,895.02
1045.369-01	25-Oct-17	City of Perth	Local Government Services	25,926.19
1033.511-01	4-Oct-17	City Subaru	Plant Supply and Servicing	1,135.85
1033.466-01	4-Oct-17	Civica Pty Ltd	Software and IT Solutions	2,293.50
1038.466-01	11-Oct-17	Civica Pty Ltd	Software and IT Solutions	39,490.00
1033.483-01	4-Oct-17	Cleanaway	Waste Management Services	13,324.08
1038.483-01	11-Oct-17	Cleanaway	Waste Management Services	5,076.50
1041.3762-01	18-Oct-17	CleanFlow Environmental Solutions	Equipment Supply and Repair	1,338.15
1045.2215-01	25-Oct-17	Clockwork Print	Printing Services	176.00
1045.1065-01	25-Oct-17	Coates Hire Operations Pty Limited	Equipment Hire	69.23
1038.2588-01	11-Oct-17	Coles Supermarket Australia Pty Ltd	Resale Inventory	302.60
1045.2588-01	25-Oct-17	Coles Supermarket Australia Pty Ltd	Resale Inventory	381.12
1043.4125-01	18-Oct-17	Community Forum Victoria Park	Donation-Community	500.00
1041.4471-01	18-Oct-17	Contact Organics Pty Ltd	Landscaping Materials and Services	253.00
1045.689-01	25-Oct-17	Copley Contracting	Road Construction Materials and Services	1,276.00
1033.209-01	4-Oct-17	Coretex Australia Pty Ltd	Software and IT Solutions	792.00
1033.2186-01	4-Oct-17	Cornerstone Legal Pty Ltd	Legal Services	1,732.50
1038.1140-01	11-Oct-17	Corporate Scorecard Pty Ltd	Consultancy Services	2,018.94
1041.1735-01	18-Oct-17	Covs Parts Pty Ltd	Machinery Servicing and Parts	1,161.02
1033.3081-01	4-Oct-17	Craig Surveying Pty Ltd	Surveying Services	808.50
1033.2240-01	4-Oct-17	Criterion Conferences Pty Ltd	Conference and Workshop Enrolment	2,198.90
1033.4519-01	4-Oct-17	Crusaders Netball Club	Training Services	200.00

All Payments Made From 1-Oct-17 To 31-Oct-17

<u>Payment</u>	<u>Date</u>	<u>Payee</u>	<u>Description</u>	<u>Amount</u>
1033.2363-01	4-Oct-17	CTI Security Services Pty Ltd	Facility Maintenance Services	280.28
1045.953-01	25-Oct-17	Curtin University of Technology	Refund - Rates	440.00
1041.2532-01	18-Oct-17	Datacom Systems (WA) Pty Ltd	Software and IT Solutions	1,881.00
1045.2532-01	25-Oct-17	Datacom Systems (WA) Pty Ltd	Software and IT Solutions	97,523.66
1033.4112-01	4-Oct-17	Dave Lanfear Consulting - The Trust	Consultancy Services	14,245.00
1033.2606-01	4-Oct-17	Davidson Trahaire Corpsych	Medical Equipment and Services	2,273.34
1038.426-01	11-Oct-17	Daytone Printing Pty Ltd	Printing Services	998.80
1041.426-01	18-Oct-17	Daytone Printing Pty Ltd	Printing Services	306.90
1041.263-01	18-Oct-17	Department of Fire and Emergency	Contributions	45,284.50
1033.2143-01	4-Oct-17	Department of Planning - Developmen	Planning and Application Services	4,548.00
1041.2143-01	18-Oct-17	Department of Planning - Developmen	Planning and Application Services	196.00
1045.2143-01	25-Oct-17	Department of Planning - Developmen	Planning and Application Services	8,511.00
1033.4532-01	4-Oct-17	Department of Primary Industries an	Equipment Supply and Repair	487.00
1041.708-01	18-Oct-17	Department of Transport	Licencing and Subscriptions	1,763.35
1041.2598-01	18-Oct-17	Dial Before You Dig WA Ltd	Road Construction Materials and Services	2,057.77
1045.2224-01	25-Oct-17	Dieback Treatment Services	Environmental Services	810.00
1038.4466-01	11-Oct-17	Directions Workforce Solutions	Training Services	802.23
1041.3302-01	18-Oct-17	Discus on Demand	Printing Services	613.46
1045.4128-01	25-Oct-17	Downer EDI Works Pty Ltd	Engineering and Surveying Services	187.00
1041.1624-01	18-Oct-17	Dowsing Concrete	Road Construction Materials and Services	30,176.44
1045.859-01	25-Oct-17	Dulux Australia	Equipment Supply and Repair	1,038.36
1045.411-01	25-Oct-17	Dunbar Services (WA) Pty Ltd	Cleaning Services and Equipment	21.45
1038.1145-01	11-Oct-17	E & M J Rosher Pty Ltd	Machinery Servicing and Parts	1,011.70
1045.1145-01	25-Oct-17	E & M J Rosher Pty Ltd	Machinery Servicing and Parts	18,860.45
1045.355-01	25-Oct-17	E Fire & Safety	Fire Alarm and Security Services	77.00
1033.3525-01	4-Oct-17	Eco Logical Australia Pty Ltd	Environmental Services	182.41
1038.2747-01	11-Oct-17	Einsteins Top Secret Science Perth	School Holiday Program Activities	660.00
1045.2120-01	25-Oct-17	Elan Energy Matrix	Waste Management Services	718.62
1038.4041-01	11-Oct-17	Elite Compliance Pty Ltd	Consultancy Services	5,412.00
1041.2372-01	18-Oct-17	Empire Estate Agent	Rental Payments	6,838.58
1033.2064-01	4-Oct-17	Espresso Essential	Resale Inventory	1,432.75
1045.2064-01	25-Oct-17	Espresso Essential	Resale Inventory	1,082.70
1038.4548-01	11-Oct-17	EventPhotography.Com	Photography and Imaging Services	205.00
1038.4358-01	11-Oct-17	Evisionz.tv	Art and Event	4,200.00
1034.3243-01	4-Oct-17	Express Salary Packaging Pty Ltd	Vehicle Operating Expenses	7,106.16
1042.3243-01	18-Oct-17	Express Salary Packaging Pty Ltd	Vehicle Operating Expenses	7,779.98
1045.4410-01	25-Oct-17	Fineline Print and Copy Service (WA	Printing Services	253.00
1041.2430-01	18-Oct-17	Fix Auto Welshpool-Swan Smash Repai	Plant Supply and Servicing	553.85
1045.621-01	25-Oct-17	Fleet Fitness	Equipment Supply and Repair	232.10
1033.4259-01	4-Oct-17	Flexi Staff Pty Ltd	Agency and Contract Staff	7,014.94
1038.4259-01	11-Oct-17	Flexi Staff Pty Ltd	Agency and Contract Staff	3,125.41
1041.4259-01	18-Oct-17	Flexi Staff Pty Ltd	Agency and Contract Staff	3,724.86
1045.4259-01	25-Oct-17	Flexi Staff Pty Ltd	Agency and Contract Staff	2,966.25
1033.3191-01	4-Oct-17	Flick Anticimex Pty Ltd	Cleaning Services and Equipment	702.63
1041.3191-01	18-Oct-17	Flick Anticimex Pty Ltd	Cleaning Services and Equipment	42.90
1038.2388-01	11-Oct-17	Flight Centre	Travelling Expenses	880.99
1045.4488-01	25-Oct-17	Floral Image Pty Ltd	Equipment Supply and Repair	104.86
1033.910-01	4-Oct-17	Flowers in the Park	Equipment Supply and Repair	80.00
1038.4417-01	11-Oct-17	Forum Group Pty Ltd	Software and IT Solutions	60.72
1041.371-01	18-Oct-17	Frazzcon Enterprises	Sign Installation and Supply	6,968.64
1045.371-01	25-Oct-17	Frazzcon Enterprises	Sign Installation and Supply	2,980.04
1038.2701-01	11-Oct-17	Full Steam Ahead Ironing Service	Cleaning Services and Equipment	567.60
1033.3826-01	4-Oct-17	Game Vault	School Holiday Program Activities	560.00
1033.3777-01	4-Oct-17	Games World	Equipment Supply and Repair	588.88
1041.3777-01	18-Oct-17	Games World	Equipment Supply and Repair	407.91
1033.1557-01	4-Oct-17	Girl Guides Western Australia Inc	Donation-Community	150.00
1033.4299-01	4-Oct-17	Goldpin Corporation Pty Ltd trading	Equipment Supply and Repair	1,597.20
1045.4299-01	25-Oct-17	Goldpin Corporation Pty Ltd trading	Equipment Supply and Repair	1,136.30
1038.682-01	11-Oct-17	Green Skills	Environmental Services	4,263.60
1045.4163-01	25-Oct-17	Grey Means Well	Event Performance and Activity	468.00
1041.453-01	18-Oct-17	Gronbek Security	Fire Alarm and Security Services	564.00
1045.453-01	25-Oct-17	Gronbek Security	Fire Alarm and Security Services	88.20
1038.1301-01	11-Oct-17	Harold Hawthorne Senior Citizens Ce	Subsidies	32,309.26
1045.851-01	25-Oct-17	Harvey Norman - Cannington	Equipment Supply and Repair	78.00
1041.364-01	18-Oct-17	Holcim (Australia) Pty Ltd	Road Construction Materials and Services	640.64
1045.1361-01	25-Oct-17	Hope Valley Nursery	Landscaping Materials and Services	1,001.00

All Payments Made From 1-Oct-17 To 31-Oct-17

<u>Payment</u>	<u>Date</u>	<u>Payee</u>	<u>Description</u>	<u>Amount</u>
1038.523-01	11-Oct-17	Horizons West Bus & Coachlines	School Holiday Program Activities	561.00
1041.523-01	18-Oct-17	Horizons West Bus & Coachlines	School Holiday Program Activities	935.00
1045.110-01	25-Oct-17	Hydroquip Pumps	Irrigation Supply and Repair	5,120.50
1038.2251-01	11-Oct-17	IAP2 Australasia	Conference and Workshop Enrolment	1,100.00
1038.3796-01	11-Oct-17	Iconic Property Services	Cleaning Services and Equipment	2,331.89
1041.3796-01	18-Oct-17	Iconic Property Services	Cleaning Services and Equipment	18,612.88
1045.3796-01	25-Oct-17	Iconic Property Services	Cleaning Services and Equipment	233.97
1045.4581-01	25-Oct-17	IHR Australia	Training Services	975.00
1041.210-01	18-Oct-17	Indoor Gardens Pty Ltd	Landscaping Materials and Services	1,180.30
1041.1091-01	18-Oct-17	Industrial Cleaning Equipment	Equipment Supply and Repair	519.78
1038.4129-01	11-Oct-17	Information Enterprises Australia	Consultancy Services	9,538.10
1041.4129-01	18-Oct-17	Information Enterprises Australia	Consultancy Services	7,273.20
1038.2582-01	11-Oct-17	Instant Toilets and Showers Pty Ltd	Equipment Hire	304.17
1041.217-01	18-Oct-17	Interconnect It Solutions	Equipment Supply and Repair	7,600.00
1033.284-01	4-Oct-17	J Blackwoods & Sons Pty Ltd	Uniforms and Protective Equipment	899.38
1038.284-01	11-Oct-17	J Blackwoods & Sons Pty Ltd	Uniforms and Protective Equipment	617.73
1041.284-01	18-Oct-17	J Blackwoods & Sons Pty Ltd	Uniforms and Protective Equipment	20.50
1038.757-01	11-Oct-17	J Tagz Pty Ltd	Equipment Supply and Repair	396.00
1033.2431-01	4-Oct-17	J Van De Velde	Landscaping Materials and Services	686.40
1041.4368-01	18-Oct-17	Jackson Asphalt	Road Construction Materials and Services	2,941.00
1041.222-01	18-Oct-17	Jackson McDonald Lawyers	Legal Services	4,304.96
1033.1846-01	4-Oct-17	JB HI FI	Equipment Supply and Repair	203.94
1038.2762-01	11-Oct-17	JB HiFi Commerical	Equipment Supply and Repair	3,625.00
1045.2762-01	25-Oct-17	JB HiFi Commerical	Equipment Supply and Repair	59,000.00
1033.1376-01	4-Oct-17	JBA Surveys	Engineering and Surveying Services	2,640.00
1041.1376-01	18-Oct-17	JBA Surveys	Engineering and Surveying Services	6,682.50
1033.3553-01	4-Oct-17	Jim's Fencing (North Perth)	Fencing	1,276.00
1038.3553-01	11-Oct-17	Jim's Fencing (North Perth)	Fencing	4,756.40
1038.2432-01	11-Oct-17	Jim's Mowing Cloverdale	Landscaping Materials and Services	140.00
1041.2432-01	18-Oct-17	Jim's Mowing Cloverdale	Landscaping Materials and Services	50.00
1045.2432-01	25-Oct-17	Jim's Mowing Cloverdale	Landscaping Materials and Services	130.00
1033.2884-01	4-Oct-17	John Curtin Gallery	Event Performance and Activity	2,200.00
1038.229-01	11-Oct-17	John Hughes Service	Plant Supply and Servicing	688.71
1033.230-01	4-Oct-17	Johns Building Supplies Pty Ltd	Equipment Supply and Repair	805.02
1038.3754-01	11-Oct-17	KD Aire Mechanical Services	Air Conditioning Service & Maintenance	6,273.66
1041.3754-01	18-Oct-17	KD Aire Mechanical Services	Air Conditioning Service & Maintenance	365.75
1033.2337-01	4-Oct-17	Kmart	Equipment Supply and Repair	11.00
1045.241-01	25-Oct-17	Kool-Line Electrical & Refrigeratio	Machinery Servicing and Parts	31,500.00
1041.3064-01	18-Oct-17	KPMG SGA Property Consultancy Pty L	Consultancy Services	49,500.00
1045.2623-01	25-Oct-17	KTA Partnership Architects	Planning and Building Services	1,100.00
1036.2814-01	4-Oct-17	Landfill Gas & Power Pty Ltd	Electricity Usage Charges	52,023.08
1038.501-01	11-Oct-17	Landgate	Local Government Services	376.17
1041.501-01	18-Oct-17	Landgate	Local Government Services	404.80
1033.248-01	4-Oct-17	Lasertronics	Equipment Supply and Repair	2,607.90
1041.2447-01	18-Oct-17	Lazer Blaze Malaga	School Holiday Program Activities	460.00
1038.3222-01	11-Oct-17	Lazer Blaze Malaga	School Holiday Program Activities	384.00
1038.252-01	11-Oct-17	Les Mills Asia Pacific	Licencing and Subscriptions	2,286.11
1033.4395-01	4-Oct-17	LGC Group Pty Ltd	Traffic Control Services	8,593.20
1041.1430-01	18-Oct-17	LGISWA - Local Government Insurance	Insurance	308,981.41
1033.1695-01	4-Oct-17	Lloyd George Acoustics Pty Ltd	Consultancy Services	2,640.00
1033.547-01	4-Oct-17	LO GO Appointments	Agency and Contract Staff	4,705.68
1041.547-01	18-Oct-17	LO GO Appointments	Agency and Contract Staff	1,568.56
1045.547-01	25-Oct-17	LO GO Appointments	Agency and Contract Staff	4,682.61
1033.617-01	4-Oct-17	LO GO Appointments	Agency and Contract Staff	19,551.21
1038.617-01	11-Oct-17	LO GO Appointments	Agency and Contract Staff	11,677.44
1041.617-01	18-Oct-17	LO GO Appointments	Agency and Contract Staff	1,845.36
1038.3967-01	11-Oct-17	Local Government Professionals	Membership and Subscription	1,600.00
1033.457-01	4-Oct-17	Lochness Pty Ltd	Landscaping Materials and Services	21,398.85
1045.457-01	25-Oct-17	Lochness Pty Ltd	Landscaping Materials and Services	22,099.45
1045.687-01	25-Oct-17	Love Grid Badminton Academy Inc	Equipment Supply and Repair	506.25
1041.3378-01	18-Oct-17	LSC Data Pty Ltd	Consultancy Services	306.26
1033.2711-01	4-Oct-17	Mailforce Document Solutions Pty Lt	Printing Services	2,959.92
1038.2711-01	11-Oct-17	Mailforce Document Solutions Pty Lt	Printing Services	7,490.78
1041.494-01	18-Oct-17	Major Motors Pty Ltd	Plant Supply and Servicing	523.80
1045.494-01	25-Oct-17	Major Motors Pty Ltd	Plant Supply and Servicing	113,014.00
1038.930-01	11-Oct-17	Malcolm & Caril Barker	Landscaping Materials and Services	5,830.00



All Payments Made From 1-Oct-17 To 31-Oct-17

<u>Payment</u>	<u>Date</u>	<u>Payee</u>	<u>Description</u>	<u>Amount</u>
1045.4120-01	25-Oct-17	Managed System Services Pty Ltd	Software and IT Solutions	1,320.00
1038.3209-01	11-Oct-17	Manheim Auctions Australia Pty Ltd	Plant Supply and Servicing	55.00
1038.1693-01	11-Oct-17	Marketforce Pty Ltd	Advertising Services	2,346.85
1041.1693-01	18-Oct-17	Marketforce Pty Ltd	Advertising Services	550.11
1033.317-01	4-Oct-17	Marlbroh Bingo Enterprises	Bingo Costs	1,216.00
1045.317-01	25-Oct-17	Marlbroh Bingo Enterprises	Bingo Costs	105.00
1033.3157-01	4-Oct-17	McCorkell Constructions (WA) Pty Lt	Construction Services	8,854.45
1033.319-01	4-Oct-17	McLeods & Co	Legal Services	3,183.96
1041.319-01	18-Oct-17	McLeods & Co	Legal Services	4,147.79
1045.319-01	25-Oct-17	McLeods & Co	Legal Services	4,574.92
1041.3751-01	18-Oct-17	McLernons Means Business	Furniture Supply and Repair	469.00
1038.3084-01	11-Oct-17	MCW Corporation T/A Perth Security	Fire Alarm and Security Services	2,128.90
1033.3981-01	4-Oct-17	Melville Subaru	Transport Services	24,427.17
1041.3981-01	18-Oct-17	Melville Subaru	Transport Services	24,693.21
1038.600-01	11-Oct-17	Message4U Pty Ltd	Communication Services	162.03
1033.4529-01	4-Oct-17	Metal Works Perth	Equipment Supply and Repair	550.00
1038.4564-01	11-Oct-17	Metway Real Estate	Refund - Rates	11,352.15
1033.3408-01	4-Oct-17	Michael Page International	Consultancy Services	1,440.65
1038.3408-01	11-Oct-17	Michael Page International	Consultancy Services	1,920.86
1041.3408-01	18-Oct-17	Michael Page International	Consultancy Services	960.43
1045.3408-01	25-Oct-17	Michael Page International	Consultancy Services	1,440.65
1033.189-01	4-Oct-17	Mindarie Regional Council	Waste Management Services	104,050.78
1038.189-01	11-Oct-17	Mindarie Regional Council	Waste Management Services	54,445.63
1041.189-01	18-Oct-17	Mindarie Regional Council	Waste Management Services	39,267.64
1045.189-01	25-Oct-17	Mindarie Regional Council	Waste Management Services	93,519.89
1045.2657-01	25-Oct-17	Miracle Recreation Equipment	Equipment Supply and Repair	1,903.00
1033.1092-01	4-Oct-17	Miss S A Duffield	Staff Payments and Reimbursement	62.73
1045.1933-01	25-Oct-17	MLC Roof Services Pty Ltd	Facility Maintenance Services	9,982.50
1038.646-01	11-Oct-17	MMM (WA) Pty Ltd	Road Construction Materials and Services	1,855.52
1033.4553-01	4-Oct-17	Modus Compliance Pty Ltd	Planning and Application Services	75.00
1039.4559-01	11-Oct-17	Mr A D Banyard	Security Incentive Scheme	200.00
1033.1930-01	4-Oct-17	Mr A P Johnston	Staff Payments and Reimbursement	158.10
1043.4576-01	18-Oct-17	Mr A V Steffe	Refund - Rates	180.26
1041.1506-01	18-Oct-17	Mr A Vuleta	Staff Payments and Reimbursement	80.00
1033.4549-01	4-Oct-17	Mr B X Killigrew	Staff Payments and Reimbursement	203.56
1035.4516-01	4-Oct-17	Mr C E Jones	Crossover Contribution	400.00
1048.4607-01	26-Oct-17	Mr D Owens	Refund - Bond	3,780.00
1041.1832-01	18-Oct-17	Mr G A Monckton	Staff Payments and Reimbursement	73.50
1046.4595-01	25-Oct-17	Mr G Smith	Refund - Debtor Overpayment	40.00
1046.3659-01	25-Oct-17	Mr I J Lindley & Mrs M M Lindley	Crossover Contribution	220.00
1035.4551-01	4-Oct-17	Mr J Martin	Refund - Memberships	40.00
1045.3595-01	25-Oct-17	Mr J P Norris	Staff Payments and Reimbursement	203.00
1035.4545-01	4-Oct-17	Mr M D Mcrae	Refund - Rates	58.17
1039.4561-01	11-Oct-17	Mr M T Schmidt	Refund - Rates	1,405.81
1041.3485-01	18-Oct-17	Mr M W Lumsden	Donation-Community	200.00
1046.3744-01	25-Oct-17	Mr N F Elari	Security Incentive Scheme	200.00
1046.4582-01	25-Oct-17	Mr R J Sorrell	Refund - Registration	20.00
1039.4557-01	11-Oct-17	Mr S W Hamilton	Crossover Contribution	400.00
1033.4456-01	4-Oct-17	Mr Y Qiu	Donation-Community	300.00
1041.4565-01	18-Oct-17	Mrs J T Askey	Donation-Community	200.00
1046.4590-01	25-Oct-17	Mrs L C Oxford	Refund - Memberships	14.71
1035.4552-01	4-Oct-17	Ms E Milne	Refund - Memberships	55.00
1039.4560-01	11-Oct-17	Ms I M Bordoni	Security Incentive Scheme	200.00
1035.4542-01	4-Oct-17	Ms I Omandam	Refund - Memberships	36.00
1035.4539-01	4-Oct-17	Ms K C Engledow	Security Incentive Scheme	200.00
1043.4577-01	18-Oct-17	Ms M Lloyd	Refund - Memberships	72.00
1045.4279-01	25-Oct-17	Ms N Brydon	Consultancy Services	2,520.00
1045.4568-01	25-Oct-17	Ms N Sinclair	Consultancy Services	350.00
1041.1387-01	18-Oct-17	Ms R A Lavery	Staff Payments and Reimbursement	109.33
1039.4556-01	11-Oct-17	Ms S J Arazi	Refund - Memberships	10.00
1046.4588-01	25-Oct-17	Ms S Rinaldi	Security Incentive Scheme	70.00
1046.4591-01	25-Oct-17	Ms T Gianatti	Refund - Memberships	123.00
1045.4509-01	25-Oct-17	Ms V Sande	Donation-Community	200.00
1045.3421-01	25-Oct-17	Murdoch University	Consultancy Services	160.00
1045.3850-01	25-Oct-17	Nature Playgrounds	Equipment Supply and Repair	55.00
1045.553-01	25-Oct-17	New Town Toyota	Plant Supply and Servicing	309.70

All Payments Made From 1-Oct-17 To 31-Oct-17

<u>Payment</u>	<u>Date</u>	<u>Payee</u>	<u>Description</u>	<u>Amount</u>
1045.1714-01	25-Oct-17	Noise and Vibration Measurement Sys	Environmental Services	264.00
1045.386-01	25-Oct-17	Northlake Electrical Pty Ltd	Electrical Services and Maintenance	1,526.25
1041.2289-01	18-Oct-17	O'Brien Harrop Access Pty Ltd	Planning and Building Services	5,049.00
1045.202-01	25-Oct-17	Officeworks Superstores Pty Ltd	Office Supplies	30.00
1041.759-01	18-Oct-17	Officino	Furniture Supply and Repair	1,842.50
1045.4587-01	25-Oct-17	Outside School Hours Care WA Inc	Membership and Subscription	150.00
1033.1287-01	4-Oct-17	Outsource Business Support Solution	Business Systems Development	2,904.00
1041.1287-01	18-Oct-17	Outsource Business Support Solution	Business Systems Development	1,320.00
1045.1287-01	25-Oct-17	Outsource Business Support Solution	Business Systems Development	1,496.00
1033.207-01	4-Oct-17	Oven Sparkle Pty Ltd	Cleaning Services and Equipment	968.00
1045.4584-01	25-Oct-17	Owen's Painting Services Pty Ltd	Painting Services	1,210.00
1033.2554-01	4-Oct-17	Paperbark Technologies Pty Ltd	Engineering and Surveying Services	2,310.00
1045.2554-01	25-Oct-17	Paperbark Technologies Pty Ltd	Engineering and Surveying Services	26,403.05
1045.1385-01	25-Oct-17	Parks & Leisure Australia	Training Services	1,551.00
1045.401-01	25-Oct-17	Perth Cricket Club Inc	Facility Maintenance Services	34,320.00
1038.866-01	11-Oct-17	Perth Garage Door Company	Equipment Supply and Repair	528.00
1041.866-01	18-Oct-17	Perth Garage Door Company	Equipment Supply and Repair	5,280.00
1038.1946-01	11-Oct-17	Perth Safety Products	Uniforms and Protective Equipment	700.70
1041.1571-01	18-Oct-17	Perth Stripes and Signs	Sign Installation and Supply	572.00
1038.3970-01	11-Oct-17	Pinpoint Communications Pty Ltd	Consultancy Services	82.50
1041.1418-01	18-Oct-17	Planning Institute of Australia	Membership and Subscription	150.00
1045.3651-01	25-Oct-17	Play Park Installers	Equipment Supply and Repair	137.50
1041.1295-01	18-Oct-17	PlayRight Australia Pty Ltd	Equipment Supply and Repair	4,400.00
1043.4578-01	18-Oct-17	Plunkett Homes (1903) Pty Ltd	Refund - Debtor Overpayment	1,362.38
1033.661-01	4-Oct-17	PMP Print Pty Ltd	Printing Services	639.35
1033.3905-01	4-Oct-17	Powerlux WA	Electrical Services and Maintenance	12,378.30
1038.4442-01	11-Oct-17	Prime Trophies	Equipment Supply and Repair	1,447.00
1041.2241-01	18-Oct-17	Progility Pty Ltd	Software and IT Solutions	3,524.00
1045.2241-01	25-Oct-17	Progility Pty Ltd	Software and IT Solutions	6,137.01
1038.835-01	11-Oct-17	Public Libraries Western Australia	Library Equipment and Stock	165.00
1038.4563-01	11-Oct-17	Public Trustee	Refund - Rates	58.47
1033.746-01	4-Oct-17	Quick Corporate Australia	Office Supplies	68.13
1038.746-01	11-Oct-17	Quick Corporate Australia	Office Supplies	290.63
1041.746-01	18-Oct-17	Quick Corporate Australia	Office Supplies	343.93
1045.746-01	25-Oct-17	Quick Corporate Australia	Office Supplies	2,098.20
1038.2267-01	11-Oct-17	Quick Mail	Postage Services	759.00
1045.2759-01	25-Oct-17	R&K Hydraulic Solutions trading as	Machinery Servicing and Parts	122.24
1045.630-01	25-Oct-17	Raeco	Office Supplies	305.83
1045.3710-01	25-Oct-17	RAMM Software Pty Ltd	Software and IT Solutions	9,591.81
1033.2214-01	4-Oct-17	Rebecca Flanagan	Event Performance and Activity	350.00
1033.3856-01	4-Oct-17	Rebel Sport Limited	Equipment Supply and Repair	167.93
1045.350-01	25-Oct-17	Recall Information Management Pty L	Record Management	1,712.55
1045.3365-01	25-Oct-17	Red Eclectic	Photography and Imaging Services	152.00
1038.2471-01	11-Oct-17	Refresh Waters Pty Ltd	Equipment Supply and Repair	22.00
1041.2471-01	18-Oct-17	Refresh Waters Pty Ltd	Equipment Supply and Repair	75.00
1033.4397-01	4-Oct-17	Remote Civils Australia	Footpath Materials and Construction	72,707.80
1038.4397-01	11-Oct-17	Remote Civils Australia	Footpath Materials and Construction	142,936.84
1033.4538-01	4-Oct-17	Renouf Import Direct Pty Ltd	Equipment Supply and Repair	705.45
1045.3033-01	25-Oct-17	Robs Shade Sail Repair	Facility Maintenance Services	1,265.51
1041.4277-01	18-Oct-17	Roof Safe Pty Ltd	Facility Maintenance Services	4,936.00
1033.3146-01	4-Oct-17	Rosevale Electrical Pty Ltd	Electrical Services and Maintenance	1,166.00
1038.3146-01	11-Oct-17	Rosevale Electrical Pty Ltd	Electrical Services and Maintenance	3,773.00
1041.3146-01	18-Oct-17	Rosevale Electrical Pty Ltd	Electrical Services and Maintenance	3,840.72
1045.3146-01	25-Oct-17	Rosevale Electrical Pty Ltd	Electrical Services and Maintenance	3,163.60
1045.4583-01	25-Oct-17	RT Family Trust	Transport Services	1,320.00
1045.4491-01	25-Oct-17	Sabrina Hahn - Hort with Heart	Landscaping Materials and Services	1,186.80
1038.3880-01	11-Oct-17	Schlager Group Pty Ltd	Facility Maintenance Services	2,705.41
1045.3880-01	25-Oct-17	Schlager Group Pty Ltd	Facility Maintenance Services	1,788.28
1038.383-01	11-Oct-17	Schweppes Australia Pty Ltd	Resale Inventory	557.62
1045.383-01	25-Oct-17	Schweppes Australia Pty Ltd	Resale Inventory	1,306.69
1033.2455-01	4-Oct-17	Scott Print	Printing Services	82.50
1041.1816-01	18-Oct-17	Secure Cash	Financial Services	246.40
1033.1820-01	4-Oct-17	Secure Cash	Financial Services	184.34
1041.1820-01	18-Oct-17	Secure Cash	Financial Services	425.55
1045.1809-01	25-Oct-17	Secure Pay	Financial Services	5,500.00
1033.2367-01	4-Oct-17	SEM Distribution	Advertising Services	52.39

All Payments Made From 1-Oct-17 To 31-Oct-17

<u>Payment</u>	<u>Date</u>	<u>Payee</u>	<u>Description</u>	<u>Amount</u>
1041.2367-01	18-Oct-17	SEM Distribution	Advertising Services	433.05
1045.2367-01	25-Oct-17	SEM Distribution	Advertising Services	78.17
1041.1208-01	18-Oct-17	Shane McMaster Surveys	Consultancy Services	2,750.00
1041.812-01	18-Oct-17	Shenton Enterprises Pty Ltd	Facility Maintenance Services	224.40
1045.121-01	25-Oct-17	Sifting Sands	Landscaping Materials and Services	4,847.92
1041.354-01	18-Oct-17	Sigma Chemicals	Equipment Supply and Repair	1,192.73
1045.354-01	25-Oct-17	Sigma Chemicals	Equipment Supply and Repair	1,530.87
1038.122-01	11-Oct-17	Signarama Burswood	Sign Installation and Supply	1,050.50
1045.123-01	25-Oct-17	Simmons Electrical	Electrical Services and Maintenance	176.00
1041.124-01	18-Oct-17	SJR Civil Consulting Pty Ltd	Consultancy Services	2,541.00
1038.3783-01	11-Oct-17	Solmec Consultants	Consultancy Services	4,855.40
1033.2493-01	4-Oct-17	Sonic HealthPlus Pty Ltd	Medical Equipment and Services	231.00
1041.2493-01	18-Oct-17	Sonic HealthPlus Pty Ltd	Medical Equipment and Services	666.60
1045.2493-01	25-Oct-17	Sonic HealthPlus Pty Ltd	Medical Equipment and Services	231.00
1033.2953-01	4-Oct-17	Soundtown	Equipment Supply and Repair	132.00
1041.2953-01	18-Oct-17	Soundtown	Equipment Supply and Repair	872.00
1045.2953-01	25-Oct-17	Soundtown	Equipment Supply and Repair	132.00
1041.4429-01	18-Oct-17	Southern Cross Austereo Pty Ltd	Advertising Services	3,165.80
1033.1953-01	4-Oct-17	Spider Waste Collection Services Pt	Waste Management Services	2,779.70
1045.1953-01	25-Oct-17	Spider Waste Collection Services Pt	Waste Management Services	1,089.00
1041.827-01	18-Oct-17	Sprayline Spraying Equipment	Landscaping Materials and Services	107.47
1038.138-01	11-Oct-17	St John Ambulance Australia (WA) In	Training Services	49.00
1041.2474-01	18-Oct-17	Star West Party Hire	Event Performance and Activity	380.00
1045.2474-01	25-Oct-17	Star West Party Hire	Event Performance and Activity	385.00
1038.473-01	11-Oct-17	State Law Publisher	Advertising Services	175.80
1038.560-01	11-Oct-17	Statewide Bearings	Machinery Servicing and Parts	77.91
1033.3996-01	4-Oct-17	StrataGreen	Landscaping Materials and Services	234.19
1038.141-01	11-Oct-17	Sunny Sign Company Pty Ltd	Sign Installation and Supply	838.20
1033.1785-01	4-Oct-17	Supa Pest & Weed Control	Facility Maintenance Services	26,476.10
1045.4550-01	25-Oct-17	Sushi Time (Australia) Pty Ltd	Catering and Refreshments	148.00
1045.2109-01	25-Oct-17	Swan Towing	Towing Services	148.50
1038.3780-01	11-Oct-17	Swansea Street Markets	Catering and Refreshments	114.40
1041.3780-01	18-Oct-17	Swansea Street Markets	Catering and Refreshments	149.40
1036.144-01	4-Oct-17	Synergy	Electricity Usage Charges	7,577.75
1040.144-01	11-Oct-17	Synergy	Electricity Usage Charges	2,844.30
1044.144-01	18-Oct-17	Synergy	Electricity Usage Charges	75,119.70
1047.144-01	25-Oct-17	Synergy	Electricity Usage Charges	3,111.40
1038.714-01	11-Oct-17	T & C Transport Service	Postage Services	9.03
1033.1191-01	4-Oct-17	Talbot Walsh Engraving and Signs	Sign Installation and Supply	3,822.50
1041.2666-01	18-Oct-17	Talis Consultants Pty Ltd	Consultancy Services	4,532.00
1045.2666-01	25-Oct-17	Talis Consultants Pty Ltd	Consultancy Services	1,399.20
1045.2156-01	25-Oct-17	Tamala Park Regional Council	Environmental Services	6,147.62
1041.3513-01	18-Oct-17	Technology One Limited	Software and IT Solutions	32,194.11
1038.1939-01	11-Oct-17	TenderLink.com	Advertising Services	172.70
1038.408-01	11-Oct-17	The Distributors Perth	Resale Inventory	255.85
1041.408-01	18-Oct-17	The Distributors Perth	Resale Inventory	241.90
1041.2764-01	18-Oct-17	The Integralis Holdings Unit Trust	Software and IT Solutions	1,322.75
1041.158-01	18-Oct-17	The Lucky Charm Newsagency	Library Equipment and Stock	271.70
1041.4537-01	18-Oct-17	The Perth Stone Company Pty Ltd	Equipment Supply and Repair	2,290.00
1041.1107-01	18-Oct-17	The Planning Group WA Pty Ltd	Consultancy Services	14,352.25
1045.1494-01	25-Oct-17	The Poster Girls	Postage Services	65.00
1033.156-01	4-Oct-17	The Pressure King	Cleaning Services and Equipment	994.40
1038.312-01	11-Oct-17	The Royal Life Saving Society WA In	Medical Equipment and Services	9,405.00
1033.4535-01	4-Oct-17	The Trustee for the DNB Trust-Expre	Pest Control Services	600.00
1045.2787-01	25-Oct-17	The Vic Park Collective	Event Performance and Activity	5,000.00
1033.3682-01	4-Oct-17	Tocojopa Pty Ltd T/as T-Quip	Plant Supply and Servicing	5,806.90
1033.931-01	4-Oct-17	Total Eden Pty Ltd	Irrigation Supply and Repair	2,993.26
1038.4418-01	11-Oct-17	Total Nissan	Transport Services	880.00
1033.164-01	4-Oct-17	Totally Workwear Victoria Park	Uniforms and Protective Equipment	240.01
1041.164-01	18-Oct-17	Totally Workwear Victoria Park	Uniforms and Protective Equipment	145.16
1038.171-01	11-Oct-17	Trisley Hydraulics Services	Plant Supply and Servicing	10,098.59
1041.171-01	18-Oct-17	Trisley Hydraulics Services	Plant Supply and Servicing	4,252.60
1045.171-01	25-Oct-17	Trisley Hydraulics Services	Plant Supply and Servicing	916.30
1045.4572-01	25-Oct-17	Trustee for Culberston Family Trust	Equipment Supply and Repair	4,860.00
1033.173-01	4-Oct-17	Tudor House	Printing Services	495.00
1038.173-01	11-Oct-17	Tudor House	Printing Services	341.00



All Payments Made From 1-Oct-17 To 31-Oct-17

<u>Payment</u>	<u>Date</u>	<u>Payee</u>	<u>Description</u>	<u>Amount</u>
1038.870-01	11-Oct-17	Ultimo Catering and Events	Catering and Refreshments	1,533.00
1038.529-01	11-Oct-17	UN Plumbing	Facility Maintenance Services	2,783.00
1041.529-01	18-Oct-17	UN Plumbing	Facility Maintenance Services	2,453.00
1045.529-01	25-Oct-17	UN Plumbing	Facility Maintenance Services	5,483.50
1038.628-01	11-Oct-17	Uniqco (WA) Pty Ltd	Consultancy Services	2,957.08
1045.4221-01	25-Oct-17	Urban Development Institute of	Conference and Workshop Enrolment	1,200.00
1033.1751-01	4-Oct-17	Urbis Pty Ltd	Consultancy Services	3,190.00
1033.528-01	4-Oct-17	Value Tissue	Cleaning Services and Equipment	972.29
1041.4382-01	18-Oct-17	Veev Group Pty Ltd	Consultancy Services	11,979.00
1045.4382-01	25-Oct-17	Veev Group Pty Ltd	Consultancy Services	19,855.00
1038.184-01	11-Oct-17	Victoria Park Swimming Club	Sponsorship	200.00
1045.181-01	25-Oct-17	Victoria Park Veterinary Clinic	Veterinary Services	779.20
1045.185-01	25-Oct-17	Volunteer Task Force Inc	Landscaping Materials and Services	14,663.00
1033.2009-01	4-Oct-17	Vorgee Pty Ltd	Equipment Supply and Repair	661.54
1033.29-01	4-Oct-17	WA Local Government Association (WA	Local Government Services	515.00
1045.29-01	25-Oct-17	WA Local Government Association (WA	Local Government Services	55.00
1045.375-01	25-Oct-17	Welshpool Central Waste	Waste Management Services	284.35
1033.46-01	4-Oct-17	Westbooks	Library Equipment and Stock	485.21
1038.46-01	11-Oct-17	Westbooks	Library Equipment and Stock	366.00
1041.46-01	18-Oct-17	Westbooks	Library Equipment and Stock	1,610.07
1041.3070-01	18-Oct-17	Western Australian Association for	Training Services	650.00
1041.828-01	18-Oct-17	Western Australian Treasury Corpora	Loan Repayments	207,365.78
1041.4433-01	18-Oct-17	Western Diagnostic Pathology	Employment and Legal Services	95.87
1036.48-01	4-Oct-17	Western Power	Electricity Usage Charges	6,851.00
1044.48-01	18-Oct-17	Western Power	Electricity Usage Charges	15,004.00
1033.376-01	4-Oct-17	WINC Australia Pty Limited	Office Supplies	120.12
1041.376-01	18-Oct-17	WINC Australia Pty Limited	Office Supplies	260.00
1041.3345-01	18-Oct-17	Wood Court Pty Ltd	Equipment Supply and Repair	799.34
1033.2521-01	4-Oct-17	Woolworths Food Group Ltd	Catering and Refreshments	299.00
1038.2521-01	11-Oct-17	Woolworths Food Group Ltd	Catering and Refreshments	15.00
1033.3564-01	4-Oct-17	Worldwide Printing Solutions Cannin	Printing Services	7,634.00
1033.2383-01	4-Oct-17	Wright Express Australia Pty Ld	Resale Inventory	290.34
1038.2383-01	11-Oct-17	Wright Express Australia Pty Ld	Resale Inventory	230.89
1041.2383-01	18-Oct-17	Wright Express Australia Pty Ld	Resale Inventory	951.59
1045.2383-01	25-Oct-17	Wright Express Australia Pty Ld	Resale Inventory	145.30
1046.3916-01	25-Oct-17	Y Wen	Security Incentive Scheme	140.00
1038.104-01	11-Oct-17	Youngs Holden	Plant Supply and Servicing	393.25
1041.104-01	18-Oct-17	Youngs Holden	Plant Supply and Servicing	324.56

**Total Creditors EFT Payments 3,607,311.64**

**Non Creditors Cheques**

00608215	31-Oct-17	B G Novelly & R J Novelly	Rates Refund	598.50
00608188	4-Oct-17	J K Hoon & T H Tian	Rates Refund	198.75
00608213	31-Oct-17	Mr M J Schultz	Rates Refund	59.42
00608200	26-Oct-17	Mr O L Dalton	Refund over the counter payment/Planning	441.00
00608199	26-Oct-17	Mr P C Henderson	Rates Refund	544.31
00608216	31-Oct-17	Mr S O'Neill	Rates Refund	100.00
00608191	10-Oct-17	Mrs J E Rutherford	Rates Refund	894.79
00608214	31-Oct-17	Ms P D McGillivray	Rates Refund	881.00
00608201	26-Oct-17	Realmark Management	Rates Refund	1,353.76

**Total Non Creditors Cheques 5,071.53**

**Payroll**

PY01-07	1-Oct-17	Municipal Fund Bank Account	Payroll	473,574.23
PY01-08	15-Oct-17	Municipal Fund Bank Account	Payroll	481,680.22
PY01-09	29-Oct-17	Municipal Fund Bank Account	Payroll	512,219.91

**Total Payroll 1,467,474.36**

**Total Payments From Municipal Fund Bank Account 5,182,331.43**

**Trust Fund Bank Account**

**Payments**

**Non Creditors Cheques**

00003482	4-Oct-17	Cafe Racer Afficianado Pty Ltd	Refund - Bond Taylor Reserve	600.00
00003488	18-Oct-17	Down Syndrome Association WA	Refund - Bond McCallum Park	600.00



## Payment Summary

### Creditors, Non Creditors, EFTs and Payroll

All Payments Made From 1-Oct-17 To 31-Oct-17

<u>Payment</u>	<u>Date</u>	<u>Payee</u>	<u>Description</u>	<u>Amount</u>
00003484	10-Oct-17	Event and Conference Co.	Refund - Bond McCallum Park	1,804.60
00003487	18-Oct-17	Mr J Mamo	Refund - Bond Harold Rossiter	300.00
00003490	31-Oct-17	Mr M Navarro	Refund - Bond Aqualife Centre	1,000.00
00003491	31-Oct-17	Mrs J Amberg	Refund - Bond GO Edwards	600.00
00003489	18-Oct-17	Ms J Catalano	Refund - Bond Fraser Park Clubrooms	300.00
00003483	10-Oct-17	PACT Construction Pty Ltd	Refund - Bond Parkland	17,160.00
00003492	31-Oct-17	Sock It To Sarcoma!	Refund - Bond TaylorReserve	500.00
00003485	10-Oct-17	St Clare's School	Refund - Bond Blender Bike	200.00
<b>Total Non Creditors Cheques</b>				<b>23,064.60</b>

---

**Total Payments From Trust Fund Bank Account**      **23,064.60**

---

**5,205,396.03**

### Cheques Cancelled between 1-Oct-17 and 31-Oct-17 that were raised in a prior period

<u>Cheque</u>	<u>Payee</u>	<u>Raised</u>	<u>Value</u>	<u>Cancelled</u>

## 14.3 Annual Report 2016-2017



TOWN OF  
**VICTORIA PARK**



# ANNUAL REPORT 2016-2017

# INTRODUCTION

The Town of Victoria Park is a dynamic, inner-city local government area with a creative, passionate and diverse community. The Town promotes a 'vibrant lifestyle' and its vision for the future is to foster a creative, attractive, friendly and environmentally sustainable place for the local community to live, work and play.

A transformation of sorts has occurred over the past decade or so with the Town's residential areas changing from being traditionally seen as diverse working-class areas, to becoming an increasingly sought-after destination for residential, commercial and leisure pursuits, with a thriving café culture and increasing investment in mixed-use developments.

The Town is preparing to position itself as the entertainment capital of Western Australia, capitalising on recent interest and development, particularly on the Burswood Peninsula with the development of Perth Stadium and redevelopment of Belmont Racecourse and Crown Perth.

The Town has recently completed an intensive process of consultation with residents and ratepayers to establish a new direction for the future. Called Evolve, the project formed the community engagement element of the Integrated Planning and Reporting Framework (IPRF), a requirement all local governments undertake to produce a strategic community plan for the future. Time was spent over the past two years asking the community what they would like the Town's future direction to be and what the long-term priorities should be.

The next year will be an exciting one as the Town embarks on delivering its new Strategic Community Plan, and continues to develop and promote the Town as an attractive, inclusive and dynamic place.



## WHO WE ARE

**36,755**  
estimated  
population

**Young  
workforce**  
(25 – 34) is the  
biggest age group  
with 23.4% in  
this category

**27.5%**  
of people in the Town  
came from countries  
where English was not  
their first language

**62.4%**  
of people over  
15 work  
full time

29% of  
households are  
**single person**  
20% are  
**couples with  
children**

**47.8%**  
of the dwellings  
were medium or  
high density



## MAYOR'S MESSAGE

It has been another busy and exciting year at the Town, with so many great projects and initiatives delivered, and more in the pipeline.

One of the major achievements has been the creation of the new Strategic Community Plan. Many of our residents, businesses, employees and elected members took part in Evolve – the most intensive community engagement we have ever done. The results of the Evolve project have led to the creation of a brand new vision for the future. We're now going to make sure we begin implementing the new values, vision and mission for and with the community. Thanks to everyone who contributed their ideas and participated in Evolve.

The \$70 million Lathlain Precinct Redevelopment Project (LPRP) keeps progressing. The community building and first stage of the scouts building are complete. A big success has been the redevelopment of Rayment Park, due for completion next financial year. More big news was the completion of the Lathlain Park Management Plan. This process included engaging with the community by holding workshops and forming a community reference group.

We also included the old bowls club site and Tom Wright Park in the discussion and asked the community to have their say on a concept plan for the space. The area will be a mix of active and passive recreation space with something for everyone.

We had another great events season, with the Twilight Trios proving extremely popular and a highly successful Arts Season, with over 40 creative events taking place for everyone to experience. Other events included a sustainability fair – The Good Day Out - and the jam-packed Summer Street Party. Unfortunately the weather wasn't cooperative in March so we had to cancel the long-running Music by Moonlight concert.

The Burswood Peninsula also continues to see a great deal of development, with the Crown Towers hotel opening and the new Perth Stadium nearing completion. When the first event kicks off at the stadium in 2018, the Town will truly be the entertainment capital of the state. We'll be looking at ways to entice visitors to the peninsula and into other areas of the Town. I am looking forward to another successful year of progress and development in the Town of Victoria Park.



**Mayor Trevor Vaughan**



## CEO FOREWORD

The past year has seen the employees of the Town work hard to improve the way we deliver the services we provide. A decent amount of change was needed to ensure everything we do has the community's wants and needs at the heart of it. Our staff have been actively involved to make that change happen.

We have already started using the information gathered through Evolve to shape what we do. We have been working as an organisation to structure ourselves in a way that helps us provide the service our community expects. The Reshuffle project was our take on an organisational restructure but in true Vic Park style – we did it our own way. We used the feedback gathered from Evolve and got our staff heavily involved in designing a structure that would help us deliver the best services to our community. Implementation of this structure will take place over the next 12 months.

Our last big project focus for the year, You Me Community, is the Town's commitment to refresh customer service. We are aware our 'customers' don't get to choose whether they deal with us or not, but we want to treat them like they do. You Me Community is about building sincere and long-lasting relationships with our community, and acknowledging the fact that it takes you and me to really be part of that community. A new customer service charter was developed, service standards were set, a new website was delivered, and training and systems were put



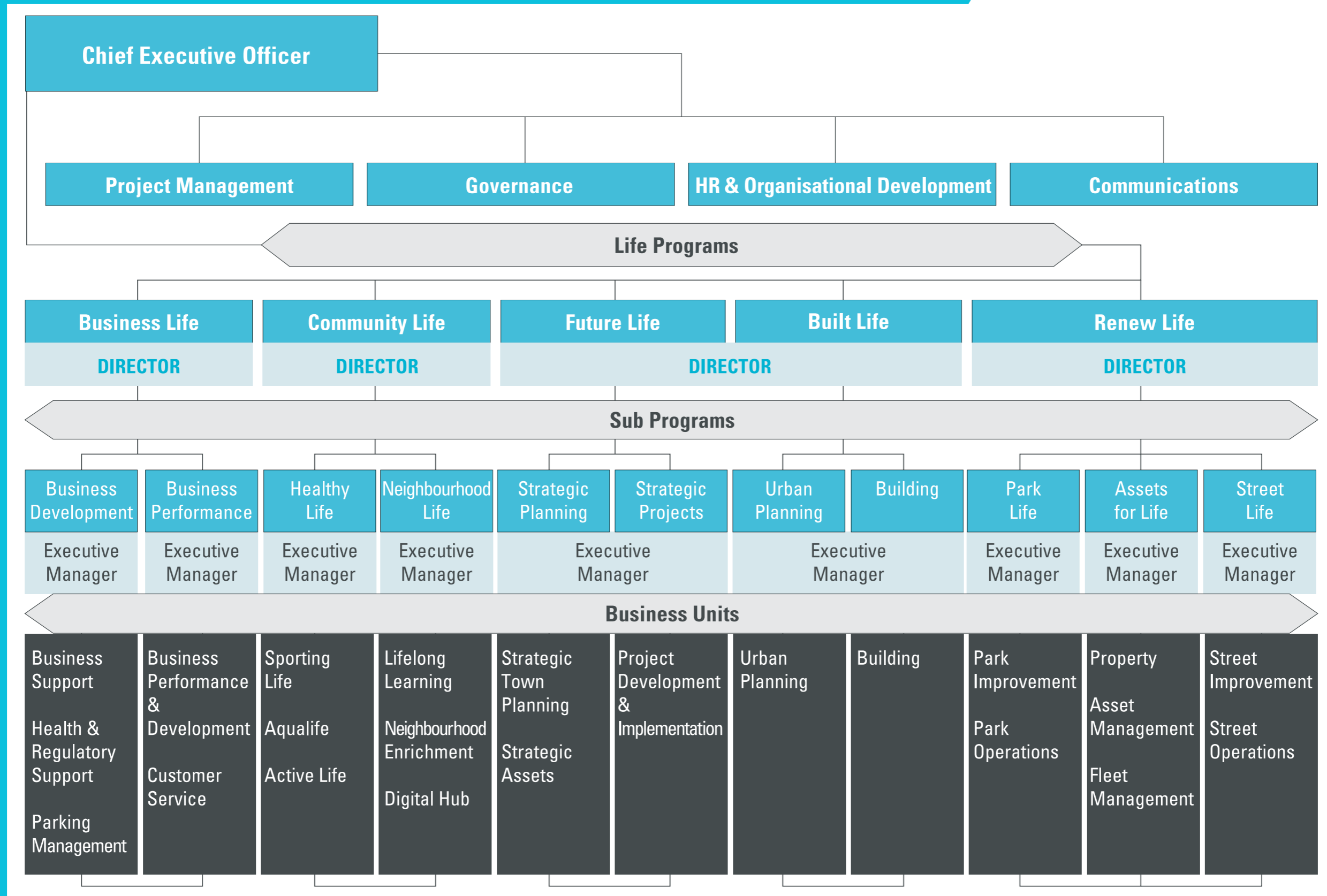
in place to ensure employees were aware of what was expected of them. Everybody who works for the Town of Victoria Park is a customer service officer – You Me Community reminds us of that.

Next year we will be guided by the new Strategic Community Plan 2017-2032. This will see a new level of accountability and transparency as position descriptions, service plans and the new Corporate Business Plan are properly linked for the first time. Everything achieved over the past year has set us up to deliver our community's new vision – I look forward to ensuring it all comes together.



**Anthony Vuleta**  
CEO

# ORGANISATION STRUCTURE 2016-2017



# Your Councillors



**Trevor Vaughan**  
Mayor - Term expires Oct 2019



**Cr Claire Anderson**  
Term expires Oct 2017



**Cr Julian Jacobs**  
Term expires Oct 2019

BANKSIA WARD



**Cr Keith Hayes**  
Term expires Oct 2017



**Cr Mark Windram**  
Term expires Oct 2017



**Cr Jennifer Ammon-Noble**  
Term expires Oct 2019



**Cr Brian Oliver**  
Dept Mayor - Term expires Oct 2017

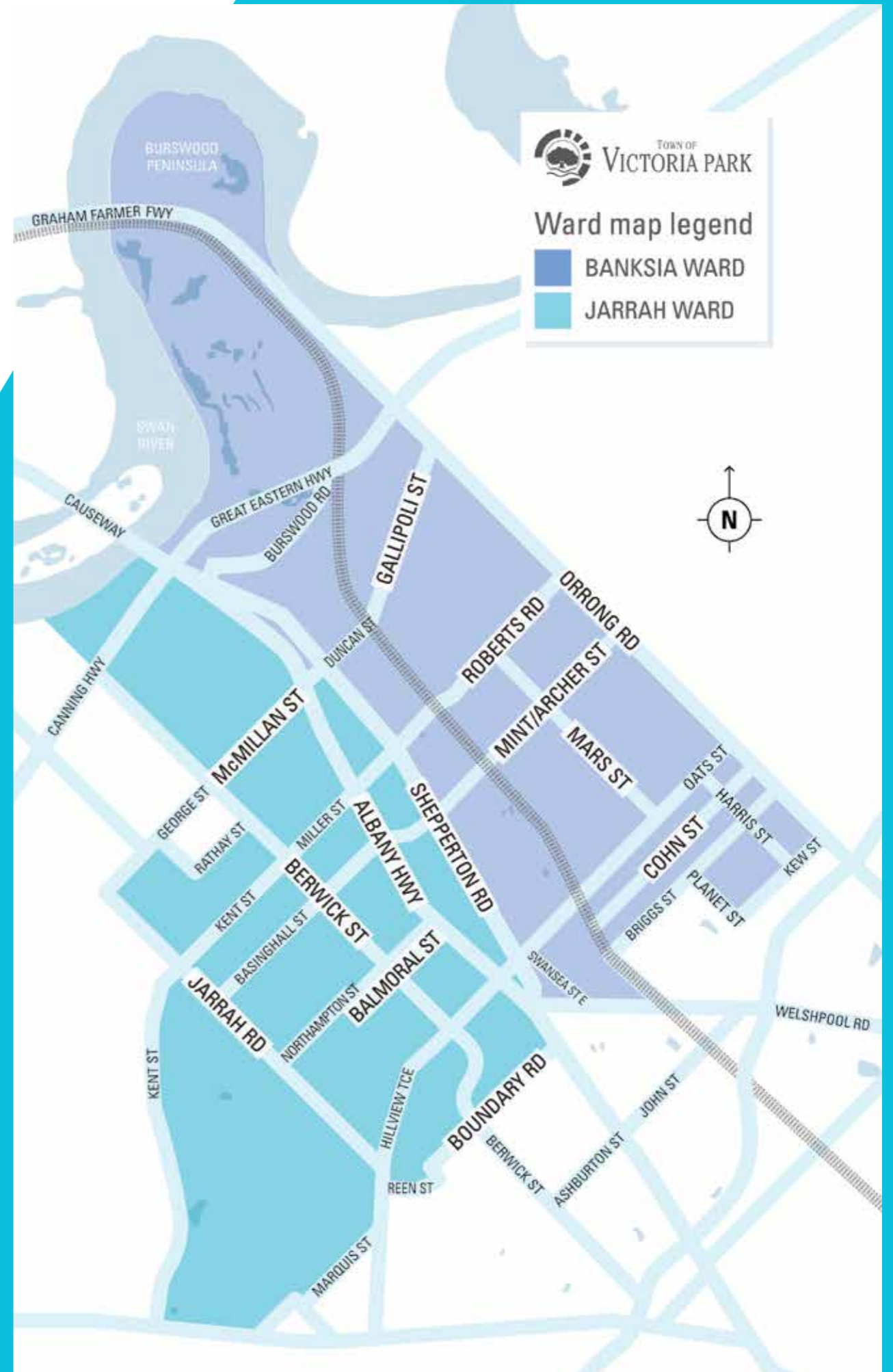
JARRAH WARD



**Cr Vince Maxwell**  
Term expires Oct 2017



**Cr Vicki Potter**  
Term expires Oct 2019



## ELECTED MEMBER MEETING ATTENDANCE 1ST JULY 2016 - 30TH JUNE 2017

Committee/ Council Meeting	Members	Ordinary Meetings Held	Ordinary Meetings Present	Special Meetings Held	Special Meetings Present
<b>Council</b>	Mayor Vaughan	11	10	4	3
	Cr Ammons-Noble	11	11	4	4
	Cr Anderson	11	10	4	4
	Cr Hayes	11	11	4	4
	Cr Jacobs	11	7	4	3
	Cr Maxwell	11	11	4	4
	Cr Oliver	11	10	4	4
	Cr Potter	11	9	4	3
	Cr Windram	11	8	4	3
	<b>Briefing Session</b>	Mayor Vaughan	11	10	-
Cr Ammons-Noble		11	9	-	-
Cr Anderson		11	8	-	-
Cr Hayes		11	11	-	-
Cr Jacobs		11	6	-	-
Cr Maxwell		11	11	-	-
Cr Oliver		11	10	-	-
Cr Potter		11	9	-	-
Cr Windram		11	9	-	-
<b>Chief Executive Officer Performance</b>	Mayor Vaughan	3	3	-	-
	Cr Ammons-Noble	3	2	-	-
	Cr Anderson	3	3	-	-
	Cr Hayes	3	3	-	-
	Cr Oliver	3	3	-	-
<b>Community Development</b>	Cr Anderson	11	10	-	-
	Cr Jacobs	11	5	-	-
	Cr Oliver	11	9	-	-
	Cr Potter	11	9	-	-
<b>Economic Development</b>	Cr Ammons-Noble	9	9	-	-
	Cr Jacobs	9	0	-	-
	Cr Potter	9	7	-	-
	Cr Windram	9	5	-	-

Committee/ Council Meeting	Members	Ordinary Meetings Held	Ordinary Meetings Present	Special Meetings Held	Special Meetings Present
<b>Finance and Audit</b>	Cr Ammons-Noble	11	11	5	3
	Cr Hayes	11	11	5	5
	Cr Maxwell	11	11	5	5
	Cr Windram	11	8	5	5
<b>Future Planning</b>	Cr Anderson	11	11	-	-
	Cr Hayes	11	10	-	-
	Cr Maxwell	11	10	-	-
	Cr Oliver	11	7	-	-
<b>Parking Management</b>	Cr Hayes	2	2	-	-
	Cr Jacobs	2	0	-	-
	Cr Maxwell	2	2	-	-
	Cr Potter	2	2	-	-



# STRATEGIC COMMUNITY PLAN REPORTING

## Corporate Life

The Corporate Life Program Area focuses on the internal capacity building and external positioning of the Town to the broader community.

### Grow the connection between Council, business and the community.

**Advise and support Council and the organisation on issues relating to community engagement, marketing, media relations and branding.**

Over the year the Communications and Marketing unit has supported the organisation through the development and implementation of multiple communications and marketing plans, event management of several events and the creation of over 700 print and electronic design concepts.

A more strategic approach to improving digital channels of communication was implemented in 2016-2017. The Communications and Marketing unit was responsible for project managing the development of the Town's new website – a 12-month project which culminated in the launch of a new website in February 2017. Strategic improvements continue to occur across social media platforms. Facebook and Instagram saw significant increases (34%) in followers, with LinkedIn and Twitter followers also increasing (18% and 12% respectively).

Significant communications support continued on the \$70 million-dollar Lathlain Precinct Redevelopment Project. The team also provided strategic advice on the development and roll-out of key organisational documents including the Events and Place Activation Strategy, Reshuffle, Evolve, You Me Community and the Enterprise Agreement.

### Statistics:

CHANNEL	2016	2017	INCREASE
Facebook (likes)	5,594	7,507	34%
Instagram (followers)	1,911	2,564	34%
LinkedIn (profile views)	738	872	18%
Twitter (followers)	2,129	2,405	12%
Website (page views)	17,276	18,074	4.6%
e-newsletter (subscribers)	5,798	7,249	25%



## Build and maintain organisational capacity.

**Provision of human resource management and organisational development initiatives.**

The Town of Victoria Park Enterprise Agreement 2016 was adopted in early 2017. The agreement was reached through a more collaborative approach using best practice IAP2 public participation methods. A key aim of the agreement was to align the Town's service delivery to achieve the community's expectations and ensure the Town is able to attract and retain quality employees.

The Workforce Planning Strategy 2017-2032 was developed and continues to provide human resource initiatives aimed at developing the capacity of Town staff to respond to the changing service needs.

The structure of the Town was realigned to the service needs identified through the Evolve community engagement process. The Reshuffle restructure project considered a range of conventional and contemporary structural models, and with staff involvement, identified a wide range of "blockages" inhibiting the effectiveness within the existing internal structure. A new structure was approved and implementation has started.

The Town redesigned its existing Performance Development Review process, to create a positive performance management system

where performance is regularly discussed, reviewed and improved if needed. The system has also been aligned to ensure individual performance goals are integrated with Service Delivery Plans and the Corporate Business Plan objectives and outcomes.

Two new major strategies introduced were the Attraction and Commitment Plan and the Learning and Growth Plan. Work began on setting up a skills matrix and the development of a skills inventory to assist with work projects, training and development, career development and succession planning.

The Town has continued its journey towards cultural optimisation and the development of a high performing organisation. The Cultural Optimisation Program continues to challenge and develop staff and managers in their capacity and contribution to the effectiveness of the Town.

The Town completed its biennial Employee Engagement Survey resulting in an 87% overall staff satisfaction level. This is an indication that staff are responding to the Town's ongoing change initiatives in a positive way.

## Set strategic direction that provides a clear vision and purpose.

### Provide project management support to internal officers and work collaboratively to deliver significant projects for Council.

The Town has a Project Management Office (PMO) which is a business unit dedicated to actively improving the standards of project management within the organisation through the provision of guidance and advice to other staff, and building capacity for officers to run their own projects successfully. The unit continually focuses on refining project management standards and reporting across the organisation.

The PMO also provides project management support for significant projects for the Council, which in the past year has included Evolve, and overseeing its completion. Other projects managed directly by the PMO include the City of South Perth and Town of Victoria Park Joint Bike Plan, and the Lathlain Precinct Redevelopment Project, and the delivery of several place activation initiatives.

### Be responsible for core organisational services, leadership and strategic direction of the Town.

The Evolve project was the most intensive and extensive community engagement process the Town has ever undertaken, with almost 350 people attending 100 workshops with an incredible 2,700 participant hours. The objectives of Evolve were seeking to inform, seeking to educate, looking to build relationships and looking to build capacity. The results of the Evolve process will be captured and articulated in the new Strategic Community Plan, which will be implemented in the new financial year. The adoption of the new Strategic Community Plan will signal the end of the two-year Evolve process.

The themes coming out of Evolve show us the community is focused on sustainability, safety, environment, vibrancy, community and a range of other topics. The new Strategic Community Plan outcomes will focus on delivering what the community has told us they think is important.

The Town has been working on a restructure of the organisation to allow the Town's administration to deliver on the outcomes of the new community plan and meet the needs of the community. The process, called Reshuffle, will be finalised in the 2017–2018 financial year.

### Ensure the values, policies and procedures of Council provide ethical, transparent and accountable local government.

Over the past year the Governance unit supported the organisation by reviewing all reports being presented to Council to ensure compliance with relevant legislation. Quarterly compliance audits were undertaken which confirmed the Town was compliant with the *Local Government Act 1995* and its regulations. A Risk Management Framework was endorsed by Council and implemented and an internal audit of the management process for the lodgement of development applications was undertaken.

During the course of the new financial year, the unit will progress with the in-depth review of all Council policies to produce a new contemporary document. Preparation will be undertaken for the 2017 local government elections to be held in October in collaboration with the Western Australian Electoral Commission. An induction program will be developed for new Elected Members. An internal audit of the Town's record management system will be finalised.

In terms of risk management, it is the Town's policy to achieve best practice (aligned with AS/NZS ISO 31000:2009 Risk Management) in the management

of all risks that may affect the Town, its customers and objectives. As a result, the Town has committed to making risk management a part of its strategic, operational, project and line management responsibilities. Risk management will also be incorporated within the Town's Integrated Planning and Reporting Framework which be rolled out in the next financial year.

### Redevelopment of the Victoria Park Town Centre to create a vibrant focal point for the community.

Council resolved in February 2015 to stop work on this project in its current form. As part of the Evolve project, a community forum was held on 3 September 2016 to understand the community's wishes with regards to a future Town Centre project.

The forum was well attended by 33 community members who discussed what defines a Town Centre. They also identified what would constitute a successful Town Centre and explored the type of engagement and participation people wanted to have with this topic going forwards.

Feedback from the forum has been collected and will form part of the new Strategic Community Plan.

## Business Life

The Business Life Program area provides support and infrastructure to ensure that the Town can accommodate growth to achieve its goals. There is a focus on the economic sustainability of the Town.

### Effective development of systems and processes that support the organisation to achieve optimum performance.

#### Provision of consistently high levels of customer service that are both professional and friendly.

The Town has fully implemented and has been utilising a new Customer Relationship Management System with over 14,000 service requests lodged to date. The new system is helping to streamline communication within the organisation, and improving the way the Town responds to customer enquiries and requests.

This year the Customer Relations unit launched a refreshed Customer Service Charter and began a 'mystery shopping' program to measure service delivery performance, for individuals, teams, and the organisation as a whole with regards to customer service.

#### Administration and operation of all corporate finance related matters, including cash receipting, billing, investment of funds, payment of creditors, and the corporate finance systems.

The Town engaged the services of Moore Stephens (WA) Pty Ltd to conduct a limited assurance review of the appropriateness and effectiveness of its financial management systems and procedures in respect to *Regulation 5(2)(c) of the Local Government (Financial Management) Regulations 1996 (as amended)*.

The report found nothing to indicate the Town has not established and maintained, in all material respects, appropriate and effective financial management systems and procedures during the period covered by the review, which was 1 July 2016 to 30 April 2017.

New procurement and investment policies were finalised and fully implemented at the beginning of the 2016-2017 financial year.

An initial review has also begun to implement electronic invoice processing, which is part of the move towards a paperless work environment.



#### Provision, operation and maintenance of the corporate technology and records systems.

The Town has begun the journey towards a paperless environment with a new print strategy. Meetings are underway to identify technologies and process improvements to change how paper is used across the organisation.

The Town is looking to simplify the way we keep records with a Records Management Project aiming to implement an information management framework to support the structured classification, storage and retention of Town records in compliance with legislated record-keeping obligations.

A facility bookings system will be delivered as part of the Leisure Facilities Management System Project to centralise and simplify bookings across all Town facilities.

New 4G tablets have also been given to staff along with mobile office operators to make it easier and more efficient for staff working 'in the field' to connect to the Town's systems and do their jobs away from their desks.

### Facilitate and encourage a strong, vibrant and sustainable local economy.

#### Development of the local economy, in conjunction with local businesses, as well as the generation of revenue from funding sources outside the district.

During the past financial year, the Business in the Park initiative was launched. This included a new business-focused e-newsletter, networking opportunities and business training workshops in conjunction with Business Station.

The Economic Development unit ran several events including *Starting a business in Australia* for new migrants to Perth, and *What's happening at Perth Stadium* with the aim of providing existing and potential businesses with information and opportunities, related to starting a new business and taking advantage of potential markets.

A review of the Economic Strategy and Tourism Plan was undertaken which will result in the development of a new Economic Development Strategy, tailored to today's economic environment.

An in-depth economic analysis was completed for the Town with the aim of understanding industry clusters, and high and low performing industries, so it can tailor programs and support to the needs of the local economy. This will form part of a new Economic Development Strategy.

## Ensure regulatory responsibilities of the Town of Victoria Park are implemented.

### Administration and operations to ensure compliance with legislative requirements in the areas of Environmental Health, Rangers Services and Parking Management.

Environmental Health once again surpassed its statutory requirements for inspections in the areas of:

- food inspections
- public building inspections
- aquatic facilities routine sampling
- hairdressers and skin penetration establishment inspections
- lodging house inspections.

During the period 1 July 2016 – 30 June 2017:

- a total of 1,566 inspections were completed against a target of 1,381 year to date
- a total of 854 service requests have been completed
- 33 notices were issued.

There were three successful prosecutions this year.

The Town's Rangers have worked directly with local supermarket chains to combat the issue of abandoned shopping trolleys around the Town. This approach was successful in significantly reducing the number of abandoned trolleys being reported.

Rangers also engaged with homeless services in a group effort to support and educate homeless groups and individuals throughout the Town.

Educational talks with Clontarf Foundation have improved respect for wildlife within the Town's environmental areas.

A collaboration between the Town's Ranger and Parking Management units to ensure regular rostered school parking patrols are in place, has significantly assisted with parent education around parking safety in school areas.

### Provision of equitable access to limited public space as a key part of the Town's Integrated Movement Network.

The implementation of Licence Plate Recognition (LPR) technology was rolled out with a few changes to how an infringement is issued. The Town listened to community concern around the fact that the LPR technology could not recognise ACROD permits, and discovered these permit-holders may be automatically infringed when they weren't breaking any rules.

The Town worked with the community to come up with a solution. Now, instead of infringements being issued automatically – the LPR notifies an officer when a vehicle is non-complying and the officer manually checks the vehicle prior to issuing the notice. This led to the Town being involved in working with other organisations to identify if changes can be made to the current ACROD permit system, to avoid further problems created by the roll-out of new technologies such as LPR.

To reduce the dangerous practice of parking on sloped verges within the Technology Business Park area, the Parking team engaged employers and employees in the area to improve on-street parking. The result has created a safe and fair environment for vehicles and pedestrians.

Finding a solution for the final parking hotspot area identified in the Parking Management Plan – Technology Park, has been addressed. This involved a public participation process with all major stakeholders invited to get involved in developing a solution. The outcome was the implementation of new signage and street markings in the area, to clearly show parking requirements. This work was completed and will be assessed in the next financial year.

## Encourage innovation in the way we do business.

### Administration of the Business Life Program, including specialist programs and projects relating to the Business Life Program.

Service Delivery Plans were prepared for each of the business units within the Business Life program area. Nearly all staff in each business unit participated in this business planning process. This has resulted in relevant and robust plans that are understood by all staff with clearly identified key performance indicators and goals for future work.

Business Life staff have also embraced the new customer service attitude – You Me Community. Staff are committed to trying to understand customer's needs and respond in a timely, friendly and professional manner.

More visual monthly financial indicators have been provided to the Strategic Management Team to make it easier to assess the organisation's financial performance. This has proven useful in making it easier for senior staff to monitor the Town's financial progress.



# Future Life and Built Life

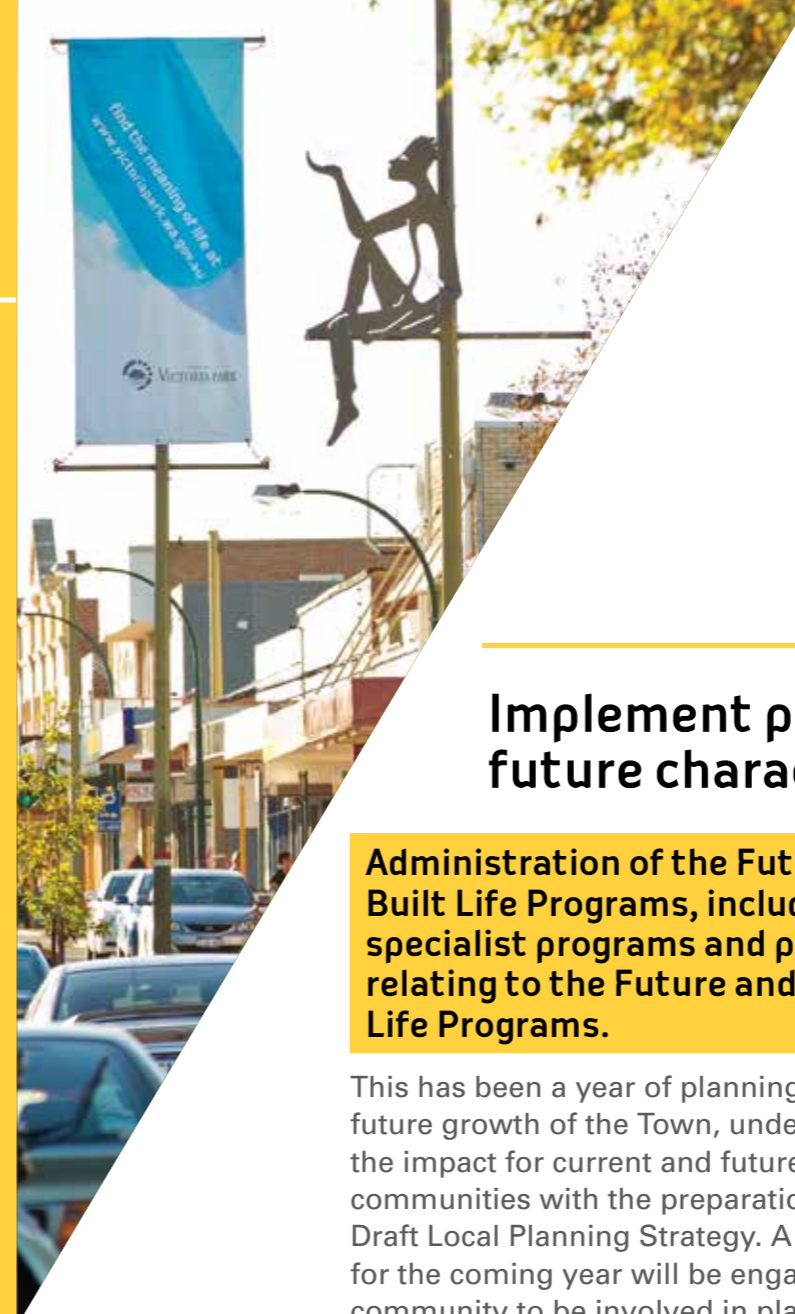
The Built Life Program area develops and implements policies and procedures to ensure appropriate development of the Town is met. It promotes the development of a high-quality, built environment by facilitating innovation in design and neighbourhood planning and strives for excellence in the built environment.

## Provide an integrated comprehensive direction for the future development of the Town

Provide strategic planning direction and advice on development and projects to ensure an integrated comprehensive direction for the future development of the District

Work has begun on the Local Planning Strategy which will provide a comprehensive land use strategy to 2036 and a long-term framework to 2050. The work being done on this also includes an update of the Activity Centres Strategy in progress.

Comprehensive feedback has been provided to the State Government on both the Perth Transport Plan and the Curtin-Bentley Specialised Activity Centre Structure Plan.



## Implement projects to achieve the desired future character of the Town

**Administration of the Future and Built Life Programs, including specialist programs and projects relating to the Future and Built Life Programs.**

This has been a year of planning for the future growth of the Town, undertaking the impact for current and future communities with the preparation of the Draft Local Planning Strategy. A focus for the coming year will be engaging the community to be involved in planning for its future.

Although there has been a significant reduction in the number of planning and building applications as a result of the economic downturn, the Town is also starting to see the development industry planning for the next anticipated growth cycle with a development approval issued for a \$35m mixed-use residential and commercial redevelopment on Albany Highway, and a building permit for a 21 storey residential and commercial building adjacent to the Burswood Station, with planning approval already granted.

**Preservation and development of the Edward Millen site for future prosperity.**

The Town has completed basic renovations to the amenities at Edward Millen to allow for the use of renovated rooms in the Rotunda Building.

The Town has received in-principal support from the Department of Lands to vary the conditions of land use at Edward Millen. There is a need to formalise this through community consultation and an administrative process with the Department of Lands.

The Town will soon be implementing a booking system and fee structure to allow the site to be used on a short-term basis. Work will continue towards firming up the future use of the site and creating a functional space which meets the needs of the community.

**Identify and optimise the management, and / or disposal of the Town's Land Assets.**

A project plan has now been developed to prioritise specific projects from the Land Asset Optimisation Strategy. Investigations are underway with all opportunities being considered and strategic progress being made.

**Ensure that development within the Town strives for excellence in the built environment, integrates sympathetically with the existing and desired character of the Town, is safe and results in a high level of amenity for the community.**

**Provide building services aimed at ensuring buildings are safe, liveable, accessible and sustainable, and meet statutory requirements**

The Building Services business unit has developed a Service Delivery Plan to make sure it meets community and customer needs as well as any legislative requirements, and are striving for continuous improvement to service delivery.

**Facilitate appropriate development in the Town by working collaboratively with clients and implement local planning schemes to provide incentives for development to occur.**

**Promote the development of a high quality built environment and liveable, vibrant streetscapes to enhance the unique character of the District.**

A review of many of the Town's existing planning policies has either been undertaken or is in progress. A review of Town Planning Scheme No. 1 has been completed, which has identified the need for the preparation of a new Town Planning Scheme that is more contemporary and better reflects the needs of the Town's current and future community.



# Community Life

The Community Life Program area focuses on the development of a healthy community, strong neighbourhoods and cultural celebration and encourages lifelong learning.

## Connect people to services, resources and facilities that enhance their physical and social wellbeing.

### Provision of health-related community-based programs, facilities and activities to improve the community's wellbeing.

The Town's Active Life business unit completed a range of projects and initiatives throughout the year including the development and endorsement of the Healthy Vic Park Plan – its first public health plan.

The team delivered four term programs primarily focusing on non-traditional physical activity, nutrition and mental health with over 4,500 total participants. There were 12 health promotion e-newsletters sent out to a subscriber base of around 1,500 people.

There were several visits through the year to local organisations in the Town including Ngala, Bentley Park Retirement Village, Victoria Park Centre for the Arts and Connect Victoria Park to provide health and wellbeing resources and program opportunities directly to members and residents.

The Town has continued to be an Act, Belong, Commit and LiveLighter partner as well as exploring additional partnerships that help deliver programs to local residents including Foodbank WA, Better Health Company, St Vincent's Vic Park, local allied health professionals, HelpingMinds and Juniper Outreach and Wellness Program.

The Town has had representation on working groups for the development of programs and resources through Heart Foundation and Foodbank WA.

The Town's alcohol profile was developed from East Metropolitan Population Health Unit.

Café audits were completed at the Leisurelife and Aqualife centres comparing percentages of healthy options offered.

Lastly the Town has purchased a 'blender bike' for use at Town events and will be developing guidelines to eventually enable the community to hire it in the coming year.



### Provision of facilities and programs in the areas of swimming, health and fitness aimed at improving community participation rates in physical and leisure activities.

The Aqualife Refresh project was completed at the end of July 2017 and consisted of upgrades to the facility and its features.

Membership figures remained steady at 2,750 for the year. Total attendance figures for Aqualife decreased by 20% from the previous year due to the 14-week closure of the indoor aquatic facility while the Refresh project was being carried out.

Learn to Swim enrolment figures were reduced for term three, due to pool closures during the Aqualife Refresh project.

### Provision of facilities, sports opportunities, and community programs aimed at improving community participation rates in physical and leisure activities.

Some upgrades and changes to the facilities and services at the Leisurelife centre were undertaken including a new aerobics room flooring, energy efficiency audit, extended hours in the gym, a new coffee machine, CCTV security camera upgrades, two new squash courts established, the installation of a new Free Little Library in the Leisurelife centre, and an upgrade to existing basketball facilities

Senior Circuit attendance has continued to rise with most classes running at maximum capacity during the year. A new resident Personal Trainer joined the team to run boot camps and to help members reach their health and fitness goals.

Leisurelife provided many programs and activities including the Just 4 Kids School Holiday Program with over 2,000 enrolments this year. Bingo

achieved a total attendance of over 11,000 people. There were over 180 adult and junior teams competing at Leisurelife in basketball, netball and indoor soccer competitions. A new online competition fixture program called SportFix was introduced with a dedicated app which allows teams to access their weekly game times/scores on their phone. The Town continued to support the Perth Basketball Association domestic competition, and hold many Western Australia Basketball League (WABL) games throughout the year.

A new ReadySteadyGo children's sports program was initiated for children aged 1.5 to 6 years as well as the introduction of a new before and after school care service provider – Mulberry Tree, within the centre.

## Foster the engagement, inclusion and enrichment of people, place and participation through community and cultural events and initiatives

### Events

The Town delivered a number of events including:

- **Twilight Trio concerts:** Music entertainment over the summer holidays with a unique line up of live music on local reserves attracting record numbers.
- **Summer Street Party:** Street festival which took place on Albany Highway between Mint and Dane Street attracting approximately 20,000 people.
- **Good Day Out:** The first waste-free and green event delivered in partnership with a community reference group at John McMillan Park. The event has been nominated for 'Event of the Year' by Parks and Leisure Australia for its sustainability focus and community-led planning and delivery.
- **Live broadcast of Tartuffe:** The Town joined Black Swan State Theatre Company's regional venues and hosted a metropolitan live broadcast of Black Swan's adaptation of Moliere's 'Tartuffe'. The success of the event is being used by Black Swan as a model to progress expanding the live broadcasts to outer metropolitan areas.
- **International Women's Day:** The theme for the event was 'Be Bold For Change' and speakers from The Blossom Guide and Preventing Violence Against Women inspired guests to look at ways they can be leaders within their own spheres of influence by taking bold pragmatic action to accelerate gender parity. Feedback was also captured from these women to inform the Community Development Strategy.
- **Victoria Park Arts Season:** Considered a showcase event for the Town, the 2017 Arts Season was a series of events that recognised the skills of participating artists, facilitators, local business' and the vibrant lifestyle of the Town.

### Events & Place Activation Strategy

In 2016-2017 the Town drafted its first Events & Place Activation Strategy, which aims to provide a clear framework for achieving a coordinated, best practice and outcome-focused approach towards events, place activation and partnerships. The strategy was developed with input from key partners including Crown Perth, Tennis West, Curtin University, Perth Stadium, West Coast Eagles, Perth Racing, Vic Park Collective, Burswood Park Board, and neighbouring local governments.

## Community Development Strategy

In 2016/2017 work began on drafting the first ever Community Development Strategy (CDS) for the Town, which will be a guiding framework for the Town's approach to community development, and to supporting the achievements of the Town's future Strategic Community Plan 2017-2032. The draft CDS has been informed through Evolve and specifically tailored community consultation with the following community groups;

- Seniors
- Youth
- Women and families
- CaLD community
- Aboriginal Engagement Strategy Group
- People with a disability and support networks.

### Cultural Engagement

The Town assisted in delivering Know Your Nation – a cross-cultural project involving Aboriginal & Torres Strait Islander people, Culturally and Linguistically Diverse (CaLD) people and general community members. This was delivered with several partners including RUAH Community Services, Richmond Wellbeing, start-up enterprise Know Your Nation, Victoria Park Centre for the Arts (VPCA) and our Aboriginal Engagement Strategy Group.

Know Your Community was a six-week program following on from Know Your Nation and involved community members coming together at the VPCA in the evenings for food, entertainment and activities. The project was sponsored by RUAH Community Services for \$10,000.

Another extension of Know Your Community involved Hip Hop Workshops developed with Kent St Senior High School and VPCA.

VPCA is hosting free English Conversation Classes run by the Town in partnership with Curtin Volunteers! and the community. The Aboriginal Engagement Strategy Group has also participated to help people learn about Aboriginal culture

### Safer Neighbourhoods

The Safer Neighbourhoods Plan 2017 – 2022 was developed and endorsed by Council. It was based on a review of the old Safer Neighbourhoods Plan 2012-2016, with community consultation undertaken, including through Evolve.

The Closed Circuit Television (CCTV) Camera Rebate Scheme replaced the Business Security Incentive Scheme and is a strategic approach to CCTV in the Town.

The Town received a \$300,000 grant from the Commonwealth Government's Safer Communities Fund to undertake street lighting upgrades.

The Town rolled out a new approach to the Street Meet 'n' Greet program with the aim of supporting neighbours and communities to connect.

### Youth Engagement

The Town welcomed its first Youth Development Trainee Officer to the Town this year resulting in partnership development with local schools, service providers, the West Coast Eagles, WA Football Commission and many other valued partners. In partnership with Save the Children, the Town undertook its first youth consultation process to help inform the Community Development Strategy.

## Provide opportunities for lifelong learning for all sectors of the community.

**Provision of technology learning opportunities for the local community, not for-profit organisations and businesses in a friendly, interactive and exploratory environment**

The Digital Hub's Manager was seconded to the Town's Administration to assist in developing the public participation element of the Evolve project. Two of the Digital Hub's long-term volunteers have been job-sharing the Manager's role during this time.

**Provision, operation and delivery of local history and library services to encourage and engage the community with opportunities to explore ideas, interact with others, discover the Town's history and become lifelong learners**

The Victoria Park Library participated in many events over the year, planning its own events and activities to coincide with:

**National events** – Children's Book Week, Youth Week, Simultaneous Storytime, Summer Reading Club, Reading Hour, Science Week, NAIDOC Week, Library and Information Week, Library Lovers Day, Families Week, National Novel Writing Month (NaNoWriMo).

**International events** – International Games Day, Star War Reads Day.

**Write Along the Highway** – writing event with seven other local government libraries.

**Community events** – the library installed and manned pop-up libraries at several community events including Car Free Day and Good Day Out.



### Library activities

The library held three Buzz Week programs (one week of activities and events for the public to attend).

Over the year the library partnered with several organisations to host events and information sessions.

Visiting authors and presenters included: Josephine Bacon, Hilda Inglese, Raewyn Caisley, Meg Caddy, Gabriel Evans, Sam Hughes, Kylie Howarth, James Foley, Teena Raffa-Mulligan, Darrell Brown, Tess Woods, Thomas Wilson, Hilary Callaghan, Glenn Swift, Amanda Kendle, Phil Donocon, Fairy Queen Caroline, Hooked on Hessian, Backwater Rising, Face Painter Extraordinaire, Barn Babes, Perth Premier Photo Booth and U Can Hatch Us.

New initiatives included: displaying catalogue records of new 'On Order' items from a local supplier, reducing stock from the Languages Other Than English (LOTE) collection focusing more on customer usage, the

introduction of a new True Quick Pick collection, separating the animated graphic DVD collection, introducing monthly Free Lego Play sessions, installation of an upgraded version of the library management system, and introduction of Tech Savvy classes in partnership with the Digital Hub.

The library focused on activating John MacMillan Park next door with deck chairs for loan, the installation of giant hop-scotch and Snakes and Ladders stencils, colourful tee-pees, a water-play table, see-saws and a chalk board offered in summer months, Senior's Games Day, Carlisle/Victoria Park Toy Library pop-up library, Nutcracker storytime with the WA Ballet and a National Youth Week session with artist Phil Donocon.

Works undertaken to upgrade the library included the interior being repainted and the Young Adult and History areas being refurbished.

### Library statistics 2016-2017:

**Youth activities:**

- Storytime: 84 sessions
- Rhymetime: 76 sessions
- School holiday activities: 14 sessions
- Begin with Books: 5 sessions
- Lego free play: 4 sessions
- Youth Buzz Week events: 7 sessions

Total participants - 4,122

**Children's Book Week:**

- 9 author/illustrator sessions
- 21 kindergarten Storytimes

- Other outreach visits: 8 sessions

Total participants - 1,309

**Adult engagement:**

- Buzz Week: 11 sessions
- Special events: 4 sessions
- Book clubs: 22 sessions
- Ancestry classes: 10 sessions

Total participants - 579

**Volunteer hours:**

- 17 Volunteers - 246 hours worked to assist with

Housebound Delivery Service

- 1 Volunteer – 28 hours worked to deliver Ancestry classes

## Create a vibrant town that is a place of social interaction, creativity and vitality.

### Relocation of the Victoria Park-Carlisle Lawn Bowls Club to a Multi-Purpose Sports and Community Facility.

After reviewing the business case that had been presented for consideration at the 11 February 2014 Ordinary Council Meeting, Council resolved not to progress with the development of the Carlisle Lathlain Community Centre (previously referred to as the Multi-Purpose Sports and Community Facility). As a result, the relocation of the Victoria Park-Carlisle Bowling Club has not occurred, with the club remaining in its current location. This project will not be progressed.

### Administration of the Community Life Program, including specialist programs and projects relating to the Community Life Program

A Homelessness Park Policy was developed with the Community Development Committee and endorsed by Council. The objective of the policy is to ensure the Town plays an active role in reducing homelessness by connecting people to services, resources and facilities that enhance their physical, social and emotional wellbeing.

A Sponsorship Policy was developed with the Economic Development Committee and endorsed by Council. The policy has been developed to provide a transparent process in the interests of public accountability. The main objective is to maximise opportunities for collaboration/partnerships between the Town and organisations (business and community), to increase economic vibrancy by raising the profile of the Town, and achieving the Town's marketing and communications objectives. A program to operationalise the policy has been developed and will be rolled out in 2017/2018.

A Community Grants Policy was developed with the Community Development Committee and endorsed by Council. The objective of the policy is to increase the capacity of community groups, clubs and organisations in the Town to implement projects, activities and programs that enhance and promote community wellbeing within the Town. A program to operationalise the policy has been developed and will be rolled out in 2017/2018.

The Economic Development Committee and Council received the updated Art Collection Management Plan, inclusive of the Town's strategic approach for artwork selection and acquisition in accordance with Policy REC3 Visual Arts.

Work has started on developing the West Coast Eagles Community Benefits Delivery Program. The program, which is included in the terms of the lease agreement the Town has with the West Coast Eagles, must deliver benefits that enable local community development through lifelong learning, empowerment, increasing access and inclusion, leadership and collaboration. The design and delivery of the program is required to be developed in collaboration with the tenants and the Town, taking into consideration each party's strategic objectives.

A Social Infrastructure Plan for the Town has been developed and will be presented to Council for consideration. The purpose of the Social Infrastructure Plan is to develop a framework to guide how the Town's social infrastructure will accommodate future growth.

A business case for the potential relocation of the Victoria Park Xavier

Hockey Club to a synthetic turf facility was developed, and presented to Council for consideration. Further investigation into alternative locations and strategies for this project will happen in the next financial year.

With the support of the Economic Development Committee, Council endorsed recommendations to conclude the Public Art Master Plan 2013-2015. Some elements of the Master Plan which were not completed (commissioning of a digital public artwork and the Causeway public artwork) will be considered in the future along with a potential artwork of Captain Robert McMaster.

A Public Art Policy was developed with the Economic Development Committee and endorsed by Council. The objective of the policy is to guide the Town's aspirations to be a leader of contemporary public arts and to further develop the cultural identity of Town of Victoria Park.

Operational reviews of the Aqualife and Leisurelife centres were undertaken. The purpose of each review was to improve the efficiency of daily operations at each centre, with the intention of reducing the operating deficit.

# Renew Life

The Renew Life program area plans and implements works to enhance the infrastructure and appearance of the Town, undertakes infrastructure maintenance works, maximising the productive life and utilisation of the assets of the Town and provides environmental management and leadership.

## Ensure parks and natural areas are provided to the best standard

**Provision of high standard parks and natural areas that are safe, clean and attractive.**

The Town completed the first round of the street tree audit which identified 15,828 street trees with an amenity value of over \$145,000,000.

McCallum Park has benefitted from a strong focus of infrastructure upgrades surrounding the multi-use courts including new floodlights, backboards and rings, seating, a drinking fountain, shade sail; USB charging points and free public Wi-Fi.

The remaining 60% of McCallum Park has been installed with in-ground irrigation and a water treatment plant.

McCallum Park skate bowl had a makeover with the resurfacing of the bowl.

The Causeway underpass and surrounding river wall has been renewed. Works included improving drainage to eliminate flooding from high river water levels and a new non-slip treatment of the path.

Fraser Park lighting has been upgraded from two small towers to four towers which allows the user-groups, including the clubs, to use the park for longer periods, giving them an opportunity to attract more players and members.



## Ensure residents have safe, clean and attractive streetscapes.

**Provision of design, maintenance and construction services related to street infrastructure and waste management.**

Several road resurfacing projects were delivered with some major works at:

- Berwick Street –  
Canning Highway to Armagh Street
- Albany Highway –  
Hill View Terrace to Dane Street
- Kent Street –  
Hayman Road to Manning Road
- Star Street –  
Asteroid Street to Mercury Street.

Various other local roads were also resurfaced due to their age and poor condition which included sections of Asquith, Devenish, McMaster, Etwell, Hubert and Lichfield Streets.

As a result of road rehabilitation grants available through the Metropolitan Regional Road Group, administered by Main Roads WA, the Town has secured more than \$500,000 in funding this financial year.

The Town has an annual budget dedicated to upgrading unsealed rights-of-way (ROWs) to ensure access for ratepayers is provided as infill development continues to grow. The upgrade of ROW 31 and ROW 45 were completed this year with significant amenity improvements for the community.

Road safety and traffic management forms a significant component of the Town's capital works program every year, targeting locations where a significant number of severe crashes have been recorded, either at intersections or

along a section of road where there is a history of safety concerns. More than \$1.5m in funding through the Federal and State Government Blackspot Program has already been received with further funding anticipated. Some of the projects completed in the road safety category include:

- Shepperton Road/Gresham Street intersection – left in/left out restrictions on both legs of Gresham Street. This was a two-year staged project due the complexity of underground services in the area.
- Roberts Road/Bishopsgate Street/Miller Street roundabout – pre-deflection treatments on Roberts Road and Miller Street approaches.
- Great Eastern Highway/Resort Drive/Craig Street – right-turn ban out of Craig Street and new left-turn slip lane on Great Eastern Highway which was partly funded by the Town through the State Blackspot Program.
- Goddard Street/Streatley Road – installation of a new roundabout.
- Oats Street/Star Street – Pre-deflection nib treatments on the west and east legs of Oats Street.
- Albany Highway/S Shepperton Road
- Welshpool Road – extension of dedicated right turn lane on Albany Highway (west leg).

Every year the Town receives numerous complaints regarding speeding and hoon-related activities on local roads. In an effort to curb this type of behaviour by motorists the Town engages the affected residents and installs traffic-calming measures. Some of the traffic-calming projects completed this year included the installation of speed humps in Hubert Street between Mint Street and Dane Street, and on Mercury Street between Star Street and Orrong Road. Works are also progressing on Enfield Street with significant community input. These works form part of the Lathlain Precinct Traffic Management Plan.

To meet the changes and demands of key developments along the Burswood Peninsula, the Town has been working with key stakeholders such as Main Roads WA, the Public Transport Authority, Perth Stadium and Crown Perth to progress major road safety and traffic movement improvements along three intersections on Great Eastern Highway between the Causeway and Victoria Park Drive/Burswood Road. The modifications will complement Perth Stadium's integrated transport solutions which include expanded rail and bus infrastructure and construction of the Swan River Pedestrian Bridge. The changes will also improve access to new developments including Crown Towers. Each change has been designed to improve efficiency and move patrons safely around the Burswood Peninsula.

Drainage enhancements as part of ongoing maintenance and flood risk mitigation, continue to be worked on as infrastructure continues to age requiring asset renewal. Additionally, new development continues to place pressure on old pipe networks which cannot cope with additional capacity. Drainage works have been carried out at various locations this year including Jupiter, Etwell, Harris/Appleton Streets and other localised areas where flooding has been an issue.

## Waste Management

A new waste collection contract with Cleanaway awarded in late 2016 has already resulted in some savings in waste collection services due to a change from a 'per property' to a 'per pickup' contract arrangement. The new contract also allows Cleanaway to collect car batteries and motor oils left on the verge during residents' normal bin collection days.

The Town will continue to work with Cleanaway to make further improvements in various areas of waste management including the achievement of a higher recycling rate with no cost increase to the Town. One example of such an initiative is Cleanaway's new Material Recovery Facility which began operation in June 2017, giving residents an opportunity to further improve the recycling rate and reduce materials being sent to landfill sites. The new facility will make it possible for additional materials to be accepted in the yellow top recycling bins, including small household appliances (with the electrical cord cut off) and pots and pans.

The Town's Waste Services unit has also rolled out an initiative encouraging residents whose yellow top recycling bins are normally full before the end of the fortnightly collection period, to consider upgrading to the new, larger 360 litre yellow top recycling bins for free. This will ultimately help reduce the amount of recyclable materials being sent to a landfill site or waste processing plant. There has been more than 700 uptakes of the upgrade since its launch early in the year.

## Effectively manage, maintain and renew the Town's assets.

### Provision of planning, management and maintenance services for the Town's facilities.

Monthly electrical inspections at the Town's major facilities have been carried out. Regular ongoing inspections of all accessible toilets, which are open to the public continue. New five-year cleaning tenders are now in operation for all Town-owned major buildings and public toilets. A painting program of selected clubrooms at Town reserves has been occurring throughout the year.

### Provision of planning, management and maintenance of the Town's fleet and plant assets.

Two of the Town's road and path sweepers have been replaced with new more efficient Hako 600 and 2000 model sweepers.

Utilisation of a 10-year fleet replacement plan has allowed for the replacement of some of the fleet's more 'tired' equipment, for example, mowing equipment.

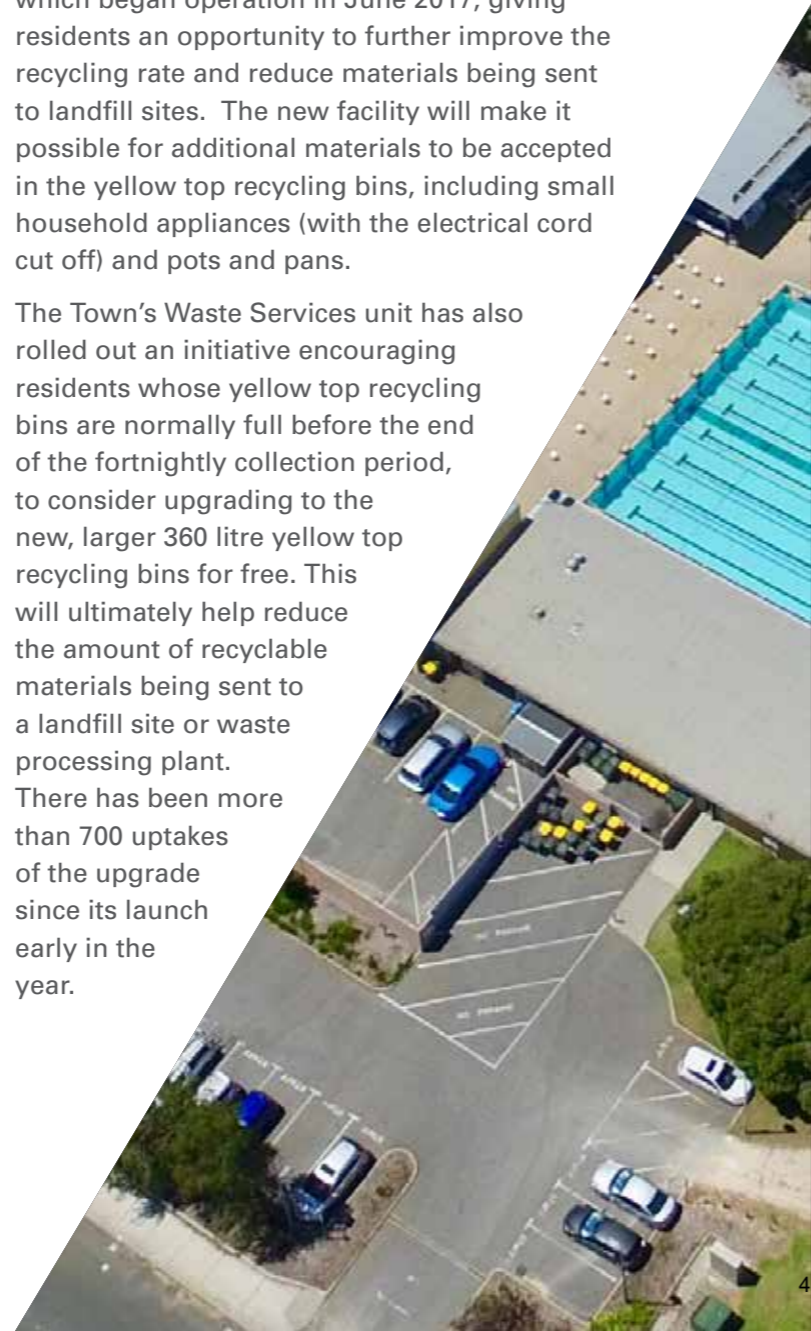
### Renewal of the Town's assets in accordance with Asset Management Plans.

A lot of capital works programs have occurred this year to improve the Town's facilities. Harold Hawthorne Community Centre has had major upgrades to improve disability access including a purpose-built accessible toilet, revamp of existing toilets, installation of electric doors and ramps.


Two of the squash courts at Leisurelife were renovated. A kitchenette, female and accessible toilets were installed at Edward Millen Home. The Town completed a \$1,000,000 Aqualife Refresh asset-renewal project, which included new flooring and re-tiling in the indoor pool area, a new water feature and floor design in the leisure pool, refurbished changing rooms, new energy efficient and reliable boilers for pool and spa heating and upgrades to the spa pool. Improvements to the hydrotherapy pool area floor, security system, gym flooring, group fitness and gym audio systems were also completed, in addition to a new stage being installed in the group fitness room.

The Town's Administration Centre air-conditioning and security systems have been upgraded.

An upgrade to amenities at the Victoria Park Library included a complete redesign of the Local History and Youth areas, and an internal repainting of the entire facility. The Victoria Park/Carlisle Bowling Club has had compliance upgrades to the kitchen and bar area as well as installation of a new accessible toilet.







## Provide leadership on environmental, transport and infrastructure solutions.

Provision of capital works and transport programs designed to encourage shifts towards more sustainable public transport, cycling and walking to help manage traffic congestion and parking demand.

The Town's light vehicle fleet is now being selected from an approved list ensuring all new vehicles purchased will have a minimum 5-Star Green rating.

Development and implementation of a staff Travel Plan which will encourage staff to use alternative means of transport to and from work has started which includes a trial incentive program.

Administration of the Renew Life Program, including specialist programs and projects relating to the Renew Life Program.

Renew Life has continued its commitment to use the Customer Relationship Management System (CRMS) and is dedicated to being involved in the new Integrated Customer Service Project focused on customer service.

The Light Fleet Vehicle Management Practice is in its final draft and due to be implemented in the next financial year.

# STATUTORY REPORTING

## Competition Principles Agreement – National Competition Policy

In 1995 the Council of Australian Governments entered into a number of agreements, collectively known as the National Competition Policy.

Local government is affected mainly where it operates significant business activities which compete, or could compete, with private sector businesses. Local government will also be affected where local laws unnecessarily affect competition.

The Town is therefore required to comply with certain policies contained within the National Competition Policy Statement and report on progress in connection with Competitive Neutrality Principles.

The Competition Principles Agreement (CPA) is a contractual agreement between

the Federal Government and all State and Territory governments. Local government is committed to the CPA through the State Governments' involvement. The focus of the CPA is to ensure all public enterprises operate in a transparent manner in the best public interest. This requires public enterprises to review their operations to ensure they do not have a competitive advantage or disadvantage resulting from their status as public enterprises.

To ensure compliance with the CPA, local governments are required to include in their annual reports, certain particulars in relation to CPA. The Town supports the concept of the CPA and in this regard the following particulars are reported.

### Competitive neutrality

It is the Town's responsibility to determine whether it is engaged in 'significant business activities' within the context of its operations and therefore whether it is required to apply the competitive neutrality principles.

Local government is only required to implement the above principles to the extent that the benefits to be realised from implementation outweigh the costs in respect to individual business activities exceeding an annual income of \$500,000. Within these criteria the Town identified the following business activities:

- Aqualife Centre
- Leisurelife Centre

The public benefit tests for these activities revealed that competitive advantages and disadvantages existed in each of these two facilities and it was beneficial to the local community to continue the operational subsidies to enable the services to be maintained in the future.

At present no activities undertaken by the Town have been classified as either a Public Trading Enterprise or a Public Financial Enterprise by the Australian Bureau of Statistics. During the reporting period the Town did not receive any allegations of non-compliance with the principles of Competitive Neutrality.



## Structural Reform of public monopolies

The Town does not operate any Public Monopolies within the CPA definition and accordingly there is no reporting requirement. The Town did not privatise any activities during 2016-2017.

## Local Laws

A review of the Town of Victoria Park Parking and Parking Facilities Local Law 2008 is being undertaken. It is envisaged the review will be finalised in December 2017.

## Local Government (Rules of Conduct) Regulations 2007

These regulations require the reporting of various offences by elected members, as prescribed by the Regulations. Elected members must comply with their obligations under the *Local Government Act 1995* (the *LG Act*) and subsidiary legislation. Complaints about elected member conduct are to be made to the Complaints Officer who, in accordance with *section 5.120 of the LG Act*, must be a designated senior employee. The Town's Complaints Officer is the Chief Executive Officer. For the 2016-2017 financial year no complaints were received concerning elected members and therefore, no reports were necessary.

## Public interest disclosure

In accordance with the requirements of the *Public Interest Disclosure Act 2003* (the *PID Act*), the Town has established procedures to facilitate the making of disclosures under the *PID Act*. These procedures set out the processes in place in respect to protected disclosures generally,

to protect people from reprisals for making protected disclosures, and to provide guidance on investigations. In the 2016-2017 financial year no disclosures relating to improper conduct were made to the Town.

## Compliance audit return

All local governments are required to carry out an annual compliance audit for the period 1 January to 31 December. The return includes a range of compliance categories to be met by local government. The 2016 Compliance Audit Return was presented to Council on 14 February 2017. In all areas the Town was compliant in the 2016 Audit except for the lodgement of Annual Returns. The reason for not achieving a 100% rating was that one staff member was on leave during the period when Annual Return was due. This was finalised when that staff member returned to work. A certified copy of the Compliance Audit Return was submitted to the Director General of the Department of Local Government and Communities on 17 February 2017.

In addition to its statutory obligation the Town conducts its own quarterly in-house Compliance Audits to ensure it complies with its regulatory requirements pursuant to the *Local Government Act 1995* (the *LG Act*). The *LG Act* prescribes that only an annual Compliance Audit is undertaken.

## Register of financial interests for elected members and senior employees

The requirements of the *Local Government Act 1995* (the *LG Act*) in reporting the financial interests of elected members and senior employees were complied with. This register was implemented on 1 July 1997 in accordance with the requirements of the *LG Act*. It is held in the Chief Executive Officer's office and is available for viewing by the public, as well as being posted on the Town's website for the public to access digitally.

On 3 March 2016 amendments to the *Local Government Act 1995*, the *Local Government (Administration) Regulations 1996* and the *Local Government (Rules of Conduct) Regulations 2007* introduced a number of new requirements.

These require the Town of Victoria Park's elected members and designated employees to disclose a gift and/or contributions to travel worth more than \$200 to the Chief Executive Officer within 10 days of having received the gift. This includes multiple gifts or contributions from the same donor where the total value is over \$200.

## Governance framework

The Town has in place a Corporate Governance Framework endorsed by Council to ensure the services and facilities provided are by proper and democratic government, to the people who have a stakeholder interest in the region, including residents, commercial and retail business, those people who work within the district, and local, national and international visitors.

Governance is an important concept and impacts on all sectors of the community.

The practice of good governance is increasingly seen as critical for ensuring:

- the organisation meets legal and ethical compliance
- decisions are made in the interests of all stakeholders
- the organisation behaves as a good corporate citizen.

### Employee remuneration:

Salary Band \$	2017	2016	2015
100,000 - 109,999	6	0	0
110,000 - 119,999	0	0	1
120,000 - 129,999	0	8	8
130,000 - 139,999	9	0	0
140,000 - 149,999	0	0	0
150,000 - 159,999	0	0	0
160,000 - 169,999	0	1	2
170,000 - 179,999	3	4	1
180,000 - 189,999	0	0	1
190,000 - 199,999	0	0	1
200,000 - 209,999	0	0	0
210,000 - 219,999	0	0	0
220,000 - 229,999	0	0	0
230,000 - 239,999	0	0	0
240,000 - 249,999	0	0	1
250,000 - 259,999	0	1	0
260,000 - 269,999	1	0	0
<b>Total</b>	<b>19</b>	<b>14</b>	<b>15</b>

## Risk management

It is the Town's policy to achieve best practice (aligned with AS/NZS ISO 31000:2009 Risk management) in the management of all risks that may affect the Town, its customers, people, assets, functions, objectives, operations or members of the public.

Risk management forms part of the strategic, operational, project and line management responsibilities and where possible, is incorporated within the Town's Integrated Planning and Reporting Framework.

The Council will determine the Risk Management Policy and the Town's Strategic Management Team will communicate the policy, objectives and procedures, as well as directing and monitoring implementation, practice and performance.

Every employee of the Town is recognised as having a role in risk management from the identification of risks to implementing risk treatments and is invited and encouraged to participate in the process.

The Town's Risk Management Framework is required to be reviewed for appropriateness and effectiveness at least every two years. The next review is due to be presented to the Finance and Audit Committee in November 2018.

## Disability Access and Inclusion Plan (DAIP)

Since 1995 it has been a requirement under the *Disability Services Act 1994* that all public authorities prepare and implement a plan to improve access to their services for people with disability. The Act requires public authorities to lodge a Disability Access and Inclusion Plan (DAIP) to the Disability Services Commission. Local government is required to report on its DAIP in the Annual Report.

Since the adoption of the initial DAIP, the Town has implemented many initiatives and made significant progress towards ensuring the community is accessible and inclusive for people of all ages and abilities and continues this commitment.

In 2016-2017 the Town reviewed its DAIP in preparation for the drafting of a new five-year DAIP. Community consultation

was undertaken through focus groups and surveys with feedback sought from people with disability, their families and carers, and community groups including disability service providers, to help inform a new five-year DAIP, which will be rolled out from 2017-2018.

## Community grant and donation program

The Town has provided dozens of successful donations to worthy groups, individuals and young people through the Donations program and the Kidsport program. Over \$13,000 has been provided to young people to engage with local sports clubs through the Kidsport program. The Donations program has administered over \$10,000 to valuable community initiatives including the Fathering Project, Malubillai Wildlife Carers Network and Kensington PCYC.



## Records

The Town is committed to meeting the requirements of the *State Records Act 2000* through best practice record keeping.

The Town's records management platform TRIM allows for the secure centralised storage of records created and received by the Town. The number of records captured in the system during 2016-2017 was 148,450. Other core business systems used by the Town are integrated, ensuring records produced by other systems are imported to TRIM.

In accordance with the *State Records Act 2000* the Town is required to have an approved Record Keeping Plan (RKP). The RKP sets out matters about how records are created and how the Town retains its records. The Town's RKP was reviewed during the year and approved by the State Records Commission in March 2017 for a period of five years. The RKP provides an accurate reflection of the Town's record keeping program including information regarding record keeping systems and disposal programs.

Comprehensive records management and TRIM training sessions are conducted for

employees who will create, collect and use records. Sixty-seven staff attended training sessions which outlined employee's responsibilities to ensure compliance with the Town's RKP and promote record keeping practices.

Records management training covers the following key areas.

- Record keeping inductions - focusing on the Town's record keeping processes
- Record keeping system training - focusing on the management of records through TRIM
- Record awareness training - focusing on the Town's obligations under the *State Records Act 2000*

## Freedom of information

In accordance with the *Freedom of Information Act 1992*, the Town received 33 Freedom of Information applications, 27 were finalised, with five being held over to the 2017-2018 reporting year. The average processing time was 37 days which is within the regulated timeframe. The Town's Information Statement outlines the Freedom of Information process and lists the types of documents available inside and outside of Freedom of Information.

# FINANCIAL ASSISTANCE 2016-2017

## SPONSORSHIP

### 2016-2017

Victoria Park Swimming Club	\$12,060
Southern Districts Bands Incorporated	\$13,000
McDonald's Community Cinemas	\$15,000
Victoria Park Primary School – Farmers Market at John MacMillan Park	\$4,380

## FEE WAIVERS

### 2016-2017

Curtin University Junior Soccer Club	\$44,872
Victoria Park Raiders Junior Football Club	\$51,108
South Perth Junior Cricket Club	\$58,106
Perth Demons Football Club - Pre Season Training	\$13,760
Lathlain P&C Fete - Overflow Parking Hire	\$160
Victoria Park Farmers Market - Victoria Park Primary School P&C	\$4,745
Eventing in the Park - The Event Mill	\$22,626
Perth Garden Festival - Corporate Sports Australia	\$37,061
WA Mini Football Qualifier - Australian Minifootball Federation	\$732
RSPCA Millions Paws Walk - RSPCA WA	\$1,069
Christmas Lunch For Homeless - Holy Spirit of Freedom	\$71
Anzac Day Eve Ceremony - Victoria Park RSL	\$71
HBF Fitness Classes - HBF Health	\$2,196
Biggest Morning Tea - Westie Walkers Perth	\$101



## DONATIONS

### 2016-2017

Workplace Giving Program (\$5737.10 + \$1,000)	\$6,737
Carson Street School for their school holiday program	\$3,000
Christian Centre for Social Action	\$1,000

### Donations administered in accordance with Council Policy FIN7

Community groups	\$6,646
Individuals	\$3,500
Schools	\$2,800

## OPERATING SUBSIDIES

### 2016-2017

Victoria Park Centre for the Arts contribution to Director's salary and associated costs	\$69,186
Higgins Park Tennis Club	\$5,600
Victoria Park Croquet Club	\$15,000
Harold Hawthorne Centre	\$127,831

# ANNUAL FINANCIAL REPORT

Town of Victoria Park  
For the year ended 30 June 2017

## Annual Financial Report

Local Government Act 1995  
Local Government (Financial Management) Regulations 1996

### Statement by the Chief Executive Officer

The attached Financial Report of the Town of Victoria Park, being the Annual Financial Report and Supporting Notes and other information for the financial year ended 30 June 2017, are, in my opinion, properly drawn up to represent fairly the financial position of the Town of Victoria at 30 June 2017 and the results of the operation for the financial year then ended in accordance with *Australian Accounting Standards* and comply with the provisions of the *Local Government Act 1995* and Regulations formed under that Act.

Signed as authorisation for issue on the 31st day of October 2017.



Anthony Vuleta  
Chief Executive Officer

Town of Victoria Park  
For the year ended 30 June 2017

### Statement of Comprehensive Income - By Nature and Type

	Note	2017 Actual \$	2017 Budget \$	2016 Actual \$
<b>Revenue</b>				
Rates	24	41,589,238	41,504,100	39,231,261
Grants and Contributions - Operating	30	4,670,538	1,553,600	1,085,028
Fees and Charges	29	9,195,922	10,437,500	9,746,281
Service Charges		0	0	0
Interest Earnings	2	1,381,767	1,151,200	1,278,985
Other Revenue		1,514,396	1,912,300	1,856,635
		<b>58,351,862</b>	<b>56,558,700</b>	<b>53,198,189</b>
<b>Expenses</b>				
Employee Costs		(20,745,995)	(20,700,000)	(19,809,953)
Materials and Contracts		(20,910,082)	(21,657,400)	(16,442,960)
Utility Charges		(1,097,280)	(1,430,000)	(1,413,016)
Depreciation	2	(8,237,538)	(10,323,700)	(9,314,449)
Interest Expense	2	(452,167)	(541,000)	(685,349)
Insurance		(473,728)	(545,000)	(521,372)
Other Expense		(55,079)	(100,300)	(59,840)
		<b>(51,971,869)</b>	<b>(55,297,400)</b>	<b>(48,246,938)</b>
		<b>6,379,993</b>	<b>1,261,300</b>	<b>4,951,251</b>
<b>Grants and Contributions for Assets</b>				
Grants and Contributions - Non-Operating	30	1,605,169	1,921,900	1,472,990
		<b>1,605,169</b>	<b>1,921,900</b>	<b>1,472,990</b>
<b>Profit and Loss from Asset Disposal</b>				
Profit on Asset Disposal		391,251	67,000	1,132,477
Loss on Asset Disposal		(34,442)	(88,300)	(102,751)
	21	<b>356,809</b>	<b>(21,300)</b>	<b>1,029,726</b>
<b>Fair Value Adjustments</b>				
Reversal of prior year loss on revaluation		325,147	0	1,703,310
Loss on Revaluation		(934,205)	0	(328,181)
		<b>(609,058)</b>	<b>0</b>	<b>1,375,129</b>
<b>Changes in Equity</b>				
Joint Ventures and Other Financial Assets	18	(1,012,037)	0	(968,252)
		<b>(1,012,037)</b>	<b>0</b>	<b>(968,252)</b>
<b>Net Result</b>				
		<b>6,720,876</b>	<b>3,161,900</b>	<b>7,860,843</b>
<b>Other Comprehensive Income</b>				
<i>Items that will not be reclassified subsequently to profit or loss</i>				
Non-Current Assets Revaluation Changes	14	3,623,650	0	465,069,955
<b>Total Other Comprehensive Income</b>		<b>3,623,650</b>	<b>0</b>	<b>465,069,955</b>
<b>Total Comprehensive Income</b>				
		<b>10,344,527</b>	<b>3,161,900</b>	<b>472,930,798</b>

This statement is to be read in conjunction with the accompanying notes.

Town of Victoria Park  
For the year ended 30 June 2017

Statement of Comprehensive Income - By Program

	Note	2017 Actual \$	2017 Budget \$	2016 Actual \$
<b>Revenue</b>	2			
General Purpose Funding		44,807,635	43,971,200	41,262,547
Governance		1,309	0	1,563
Law, Order and Public Safety		2,373,934	3,149,300	2,572,664
Health		250,973	220,800	268,914
Education and Welfare		270,899	223,800	279,211
Community Amenities		1,229,158	1,483,000	1,525,541
Recreation and Culture		7,333,619	4,893,500	4,814,019
Transport		325,558	218,300	328,667
Economic Services		335,187	546,900	408,808
Other Property and Services		1,423,588	1,851,900	1,736,254
		<b>58,351,861</b>	<b>56,558,700</b>	<b>53,198,188</b>
<b>Expenses excluding Finance Costs</b>	2			
General Purpose Funding		(978,721)	(950,300)	(573,918)
Governance		(387,725)	(444,500)	(482,455)
Law, Order and Public Safety		(4,350,046)	(4,030,800)	(3,662,414)
Health		(1,655,174)	(1,647,900)	(1,565,854)
Education and Welfare		(1,071,721)	(1,094,400)	(1,067,009)
Community Amenities		(7,233,207)	(9,386,300)	(8,393,055)
Recreation and Culture		(16,578,910)	(18,196,000)	(17,435,771)
Transport		(12,778,039)	(11,745,000)	(10,536,588)
Economic Services		(1,116,307)	(1,389,900)	(1,195,772)
Other Property and Services		(5,369,851)	(5,871,300)	(2,648,754)
		<b>(51,519,702)</b>	<b>(54,756,400)</b>	<b>(47,561,589)</b>
<b>Finance Costs</b>	2			
Law, Order and Public Safety		(44,559)	(122,600)	(200,404)
Recreation and Culture		(213,594)	(218,500)	(252,501)
Economic Services		(44,317)	(46,900)	(60,144)
Other Property and Services		(149,697)	(153,000)	(172,299)
		<b>(452,167)</b>	<b>(541,000)</b>	<b>(685,349)</b>
<b>Grants and Contributions for Assets</b>	30			
Recreation and Culture		32,750	200,000	5,900
Transport		1,559,189	1,721,900	1,431,971
Other Property and Services		13,230	0	35,118
		<b>1,605,169</b>	<b>1,921,900</b>	<b>1,472,990</b>

Town of Victoria Park  
For the year ended 30 June 2017

Statement of Comprehensive Income - By Program (continued)

	Note	2017 Actual \$	2017 Budget \$	2016 Actual \$
<b>Profit and Loss from Asset Disposal</b>	21			
General Purpose Funding		385,267	0	1,112,055
Governance		0	0	(3,802)
Law, Order and Public Safety		0	(7,300)	(3,918)
Health		0	(1,300)	(5,303)
Education and Welfare		0	0	0
Community Amenities		(8,023)	8,400	(13,991)
Recreation and Culture		1	(71,300)	(4,497)
Transport		(11,632)	(3,200)	0
Economic Services		(62)	0	(10,943)
Other Property and Services		(8,743)	53,400	(39,876)
		<b>356,809</b>	<b>(21,300)</b>	<b>1,029,726</b>
<b>Changes in Joint Venture Operations and Other Financial Assets</b>				
Economic Services	18	(1,012,037)	0	(968,252)
		<b>(1,012,037)</b>	<b>0</b>	<b>(968,252)</b>
<b>Fair Value Adjustments</b>				
Reversal of prior year loss on revaluation		325,147	0	1,703,310
Loss on Revaluation		(934,205)	0	(328,181)
		<b>(609,058)</b>	<b>0</b>	<b>1,375,129</b>
<b>Net Result</b>		<b>6,720,875</b>	<b>3,161,900</b>	<b>7,860,843</b>
<b>Other Comprehensive Income</b>				
<i>Items that will not be reclassified subsequently to profit or loss</i>				
Non-Current Assets Revaluation Changes	14	3,623,650	0	465,069,955
<b>Total Other Comprehensive Income</b>		<b>3,623,650</b>	<b>0</b>	<b>465,069,955</b>
<b>Total Comprehensive Income</b>		<b>10,344,526</b>	<b>3,161,900</b>	<b>472,930,798</b>

This statement is to be read in conjunction with the accompanying notes.

Town of Victoria Park  
As at 30 June 2017

Statement of Financial Position

	Note	2017 Actual \$	2016 Actual \$
<b>Current Assets</b>			
Cash and Cash Equivalents	3	34,975,098	30,438,858
Trade and Other Receivables	5	4,532,901	2,949,908
Inventories	6	6,978	8,581
Assets Held for Sale	18	479,097	509,104
		<b>39,994,075</b>	<b>33,906,451</b>
<b>Non-Current Assets</b>			
Trade and Other Receivables	5	623,393	833,243
Property, Plant and Equipment Infrastructure	7	667,999,994	671,693,655
	8	235,025,694	225,929,316
Assets Held for Sale	18	101,535	107,015
Other Financial Assets	18	8,962,866	9,554,149
		<b>912,713,482</b>	<b>908,117,378</b>
<b>Total Assets</b>		<b>952,707,556</b>	<b>942,023,829</b>
<b>Current Liabilities</b>			
Trade and Other Payables	10	4,903,973	2,600,258
Current Portion of Long Term Borrowings	11	2,241,045	2,132,749
Provisions	12	3,958,488	3,824,319
		<b>11,103,506</b>	<b>8,557,325</b>
<b>Non-Current Liabilities</b>			
Long Term Borrowings	11	6,595,852	8,836,898
Provisions	12	324,837	290,772
		<b>6,920,690</b>	<b>9,127,669</b>
<b>Total Liabilities</b>		<b>18,024,196</b>	<b>17,684,995</b>
<b>Net Assets</b>		<b>934,683,360</b>	<b>924,338,834</b>
<b>Equity</b>			
Retained Surplus		105,938,897	103,092,298
Reserves - Cash Backed	13	24,441,643	20,567,367
Revaluation Surplus	14	804,302,820	800,679,169
		<b>934,683,360</b>	<b>924,338,834</b>

This statement is to be read in conjunction with the accompanying notes.

Town of Victoria Park  
For the year ended 30 June 2017

Statement of Changes in Equity

	Note	Retained Surplus \$	Reserves Cash Backed \$	Revaluation Surplus \$	Total Equity \$
<b>Prior Year Balance</b>					
Balance as at 1 July 2015		103,220,324	12,578,500	335,609,214	<b>451,408,038</b>
Net Result		7,860,843	0	0	<b>7,860,843</b>
Other Comprehensive Income					
Revaluation of Non-Current Assets Changes	14	0	0	465,069,955	<b>465,069,955</b>
Transfer From / (To) Reserves	13	(7,988,867)	7,988,867	0	<b>0</b>
<b>Balance as at 30 June 2016</b>		<b>103,092,300</b>	<b>20,567,367</b>	<b>800,679,169</b>	<b>924,338,836</b>
<b>Current Year Balance</b>					
Balance as at 01 July 2016		103,092,300	20,567,367	800,679,169	<b>924,338,836</b>
Net Result		6,720,875	0	0	<b>6,720,875</b>
Other Comprehensive Income					
Revaluation of Non-Current Assets Changes	14	0	0	3,623,651	<b>3,623,651</b>
Transfer From / (To) Reserves	13	(3,874,276)	3,874,276	0	<b>0</b>
<b>Balance as at 30 June 2017</b>		<b>105,938,899</b>	<b>24,441,643</b>	<b>804,302,820</b>	<b>934,683,362</b>

This statement is to be read in conjunction with the accompanying notes.



Town of Victoria Park  
For the year ended 30 June 2017

Rate Setting Statement

	Note	2017 Actual \$	2017 Budget \$	2016 Actual \$
<b>Revenue</b>				
General Purpose Funding		3,603,665	2,467,100	3,143,341
Governance		1,309	0	1,563
Law, Order and Public Safety		2,373,934	3,149,300	2,572,664
Health		250,973	220,800	268,914
Education and Welfare		270,899	223,800	279,211
Community Amenities		1,229,158	1,491,400	1,525,541
Recreation and Culture		7,366,370	4,893,500	6,268,683
Transport		1,884,747	2,140,200	1,760,639
Economic Services		335,187	546,900	408,808
Other Property and Services		1,767,947	1,910,500	2,046,340
		<b>19,084,189</b>	<b>17,043,500</b>	<b>18,275,704</b>
<b>Expenses</b>				
General Purpose Funding		(978,721)	(950,300)	(573,918)
Governance		(387,725)	(444,500)	(486,257)
Law, Order and Public Safety		(5,328,810)	(4,160,700)	(4,194,918)
Health		(1,655,174)	(1,649,200)	(1,571,157)
Education and Welfare		(1,071,721)	(1,094,400)	(1,067,009)
Community Amenities		(7,241,230)	(9,386,300)	(8,407,046)
Recreation and Culture		(16,792,504)	(18,485,800)	(17,692,769)
Transport		(12,789,671)	(11,748,200)	(10,536,588)
Economic Services		(2,172,722)	(1,436,800)	(2,235,111)
Other Property and Services		(5,534,274)	(6,029,500)	(2,881,350)
		<b>(53,952,552)</b>	<b>(55,385,700)</b>	<b>(49,646,122)</b>
<b>Net Result Excluding Rates</b>		<b>(34,868,363)</b>	<b>(38,342,200)</b>	<b>(31,370,418)</b>

Adjustment for Cash Budget Requirements

Operating activities excluded from budget

(Profit) / Loss on Asset Disposals	21	(356,809)	21,300	(1,029,726)
Reversal of prior year loss on revaluation		(325,147)	0	(1,703,310)
Loss on Revaluation		934,205	0	328,181
Depreciation on Assets	2	8,237,538	10,323,700	9,314,449
Movement In Joint Venture Equity	18	1,012,037	0	968,252
Adjustment - Land Held for Sale	6	(30,007)	0	(212,088)
Adjustment - Current Assets Held for Sale	18	(479,098)	0	0
Movement in Non-Current Under Ground Power / Rates		209,850	0	309,840
Movement in Non-Current Leave Provision		34,066	0	(26,929)
<b>Amount attributable to operating activities</b>		<b>9,236,634</b>	<b>10,345,000</b>	<b>7,948,670</b>

Town of Victoria Park  
For the year ended 30 June 2017

Rate Setting Statement (continued)

	Note	2017 Actual \$	2017 Budget \$	2016 Actual \$
<b>Adjustment for Cash Budget Requirements</b>				
<b>Investing Activities</b>				
Purchase Buildings	7	(2,387,328)	(3,798,800)	(2,207,375)
Purchase Furniture and Equipment	7	(394,356)	(536,300)	(371,363)
Purchase Plant and Machinery	7	(688,912)	(1,096,800)	(579,889)
Purchase Information Technology	7	(569,536)	(795,400)	(168,570)
Construction of Infrastructure - Roads	8	(2,975,480)	(4,346,400)	(2,629,483)
Construction of Infrastructure - Drainage	8	(463,334)	(762,800)	(161,770)
Construction of Infrastructure - Pathways	8	(269,720)	(455,700)	(476,731)
Construction of Infrastructure - Parks / Reserves	8	(2,233,441)	(2,785,100)	(580,148)
Construction of Infrastructure - Other	8	(858,711)	(1,032,900)	(1,153,034)
Proceeds from Disposal of Assets	21	186,697	249,800	427,206
<b>Amount attributable to investing activities</b>		<b>(10,654,121)</b>	<b>(15,360,400)</b>	<b>(7,901,158)</b>
<b>Financing Activities</b>				
Debenture Repayments	23	(2,132,749)	(2,132,700)	(2,029,908)
Transfers to Reserves	13	(4,071,008)	(3,766,900)	(7,988,867)
Transfers from Reserves	13	196,732	1,010,000	0
New Debenture Proceeds	23	0	0	0
<b>Amount attributable to financing activities</b>		<b>(6,007,025)</b>	<b>(4,889,600)</b>	<b>(10,018,775)</b>
		<b>(16,661,145)</b>	<b>(20,250,000)</b>	<b>(17,919,933)</b>
Add Surplus / (Deficit) July 1 B/Fwd	24	6,914,508	6,743,100	9,024,927
Less Surplus / (Deficit) June 30 C/Fwd	24	6,210,874	0	6,914,508
<b>Amount Required to be Raised from Rates</b>	24	<b>(41,589,240)</b>	<b>(41,504,100)</b>	<b>(39,231,261)</b>

This statement is to be read in conjunction with the accompanying notes.

**Town of Victoria Park**  
For the year ended 30 June 2017

**Statement of Cash Flows**

	Note	2017 Actual \$	2017 Budget \$	2016 Actual \$
<b>Cash Flows from Operating Activities</b>				
<b>Receipts</b>				
Rates		41,589,238	40,441,600	39,231,261
Grants and Contributions - Operating		4,670,538	1,553,600	1,085,028
Fees and Charges		8,505,844	10,500,000	8,927,160
Service Charges		209,439	0	306,537
Interest Earnings		1,381,767	1,151,200	1,278,985
Goods and Services Tax		690,078	3,000,000	819,121
Other Revenue		401,788	1,912,300	1,467,071
		<b>57,448,693</b>	<b>58,558,700</b>	<b>53,115,163</b>
<b>Payments</b>				
Employee Costs		(20,577,761)	(21,500,000)	(19,655,525)
Materials and Contracts		(15,625,895)	(18,057,600)	(13,313,216)
Utility Charges		(1,097,280)	(1,430,000)	(1,413,016)
Interest Expense		(452,167)	(541,000)	(685,349)
Insurance		(473,728)	(545,000)	(521,372)
Goods and Services Tax		(2,978,868)	(3,000,000)	(2,962,465)
Other Expense		(1,537,090)	(100,300)	(1,028,092)
		<b>(42,742,789)</b>	<b>(45,173,900)</b>	<b>(39,579,035)</b>
<b>Net Cash Provided by Operating Activities</b>	15	<b>14,705,903</b>	<b>13,384,800</b>	<b>13,536,128</b>
<b>Cash Flows from Investing Activities</b>				
Equity Movements in Joint Ventures		976,551	0	752,168
Land Held for Sale and Development Movement		35,487	0	216,085
Property, Plant and Equipment Payments		(4,040,132)	(6,227,300)	(3,327,197)
Infrastructure Payments		(6,800,685)	(9,382,900)	(5,001,167)
Grants and Contributions - Non-Operating		1,605,169	1,921,900	1,472,990
Sale of Assets Proceeds		186,697	249,800	427,206
		<b>(8,036,914)</b>	<b>(13,438,500)</b>	<b>(5,459,915)</b>
<b>Net Cash Provided by / (Used in) Investing Activities</b>				
<b>Cash Flows from Financing Activities</b>				
Debenture Repayments		(2,132,749)	(2,132,700)	(2,029,908)
New Debenture Proceeds		0	0	0
Reduction in Loan Liability		0	0	0
		<b>(2,132,749)</b>	<b>(2,132,700)</b>	<b>(2,029,908)</b>
<b>Net Cash Provided by / (Used in) Financing Activities</b>				
<b>Net Increase / (Decrease) in Cash Held</b>		4,536,240	(2,186,400)	6,046,305
<b>Cash and Cash Equivalents at Beginning of Year</b>		30,438,858	29,704,667	24,392,554
<b>Cash and Cash Equivalents at End of Year</b>	15	<b>34,975,098</b>	<b>27,518,267</b>	<b>30,438,859</b>

This statement is to be read in conjunction with the accompanying notes.

**Notes to, and forming part of, the Financial Report**  
For the year ended 30 June 2017

**1 Significant Accounting Policies**

The significant accounting policies that have been adopted in the preparation of this financial report are presented below and have been consistently applied unless stated otherwise.

**Basis of Preparation**

The financial report comprises general purpose financial statements that have been prepared in accordance with Australian Accounting Standards (as they apply to local governments and not-for-profit entities), Australian Accounting Interpretations, other authoritative pronouncements of the Australian Accounting Standards Board, the Local Government Act 1995 and accompanying regulations. Material accounting policies which have been adopted in the preparation of this financial report are presented below and have been consistently applied unless stated otherwise.

Except for cash flow and rate setting information, the report has been prepared on the accrual basis and is based on historical costs, modified, where applicable, by the measurement at fair value of selected non-current assets, financial assets and liabilities.

**Critical Accounting Estimates**

The preparation of a financial report in conformity with Australian Accounting Standards requires management to make judgements, estimates and assumptions that effect the application of policies and reported amounts of assets and liabilities, income and expenses.

The estimates and associated assumptions are based on historical experience and various other factors that are believed to be reasonable under the circumstances; the results of which form the basis of making the judgements about carrying values of assets and liabilities that are not readily apparent from other sources. Actual results may differ from these estimates.

**The Local Government Reporting Entity**

All Funds through which the Town controls resources to carry on its functions have been included in the financial statements forming part of this financial report. In the process of reporting on the local government as a single unit, all transactions and balances between those Funds (for example, loans and transfers between Funds) have been eliminated. All monies held in the Trust Fund are excluded from the financial statements. A separate statement of those monies appears in a note to these financial statements.

**Goods and Services Tax (GST)**

Revenues, expenses and assets are recognised net of the amount of GST, except where the amount of GST incurred is not recoverable from the Australian Taxation Office (ATO).

Receivables and payables are stated inclusive of GST receivable or payable. The net amount of GST recoverable from, or payable to, the ATO is included with receivables or payables in the statement of financial position.

Cash flows are presented on a gross basis. The GST components of cash flows arising from investing or financing activities which are recoverable from, or payable to, the ATO are presented as operating cash flows.

**Cash and Cash Equivalents**

Cash and cash equivalents include cash on hand, cash at bank, deposits available on demand with banks and other short term highly liquid investments that are readily convertible to known amounts of cash and which are subject to an insignificant risk of changes in value and bank overdrafts. Bank overdrafts are reported as short term borrowings in current liabilities in the statement of financial position.

**Trade and Other Receivables**

Trade and other receivables include amounts due from ratepayers for unpaid rates and service charges and other amounts due from third parties for goods sold and services performed in the ordinary course of business.

Receivables expected to be collected within 12 months of the end of the reporting period are classified as current assets. All other receivables are classified as non-current assets.

Collectability of trade and other receivables is reviewed on an ongoing basis. Debts that are known to be uncollectible are written off when identified. An allowance for doubtful debts is raised when there is objective evidence that they will not be collectible.

**Notes to, and forming part of, the Financial Report  
For the year ended 30 June 2017**

**1 Significant Accounting Policies (continued)**

**Inventories**

Inventories are measured at the lower of cost and net realisable value. Net realisable value is the estimated selling price in the ordinary course of business less the estimated costs of completion and the estimated costs necessary to make the sale.

Land held for sale

Land held for development and sale is valued at the lower of cost and net realisable value. Cost includes the cost of acquisition, development, borrowing costs and holding costs until completion of development. Finance costs and holding charges incurred after development is completed are expensed. Gains and losses are recognised in profit or loss at the time of signing an unconditional contract of sale if significant risks and rewards, and effective control over the land, are passed on to the buyer at this point. Land held for sale is classified as current except where it is held as non-current based on the Council's intentions to release for sale.

**Fixed Assets**

Each class of fixed assets within either property, plant and equipment or infrastructure, is carried at cost or fair value as indicated less, where applicable, any accumulated depreciation and impairment losses.

Mandatory requirement to revalue non-current assets

Effective from 1 July 2012, the Local Government (Financial Management) Regulations were amended and the measurement of non-current assets at Fair Value became mandatory. During the year ended 30 June 2013, the Town commenced the process of adopting Fair Value in accordance with the Regulations. Whilst the amendments initially allowed for a phasing in of fair value in relation to fixed assets over three years, as at 30 June 2015 all non-current assets were carried at Fair Value in accordance with the requirements. Thereafter, each asset class must be revalued in accordance with the regulatory framework established and the Town revalues its asset classes in accordance with this mandatory timetable. Relevant disclosures, in accordance with the requirements of Australian Accounting Standards, have been made in the financial report as necessary.

Land under control

In accordance with Local Government (Financial Management) Regulation 16(a), the Town was required to include as an asset (by 30 June 2013), Crown Land operated by the local government as a golf course, showground, racecourse or other sporting or recreational facility of State or Regional significance. Upon initial recognition, these assets were recorded at cost in accordance with AASB 116. They were then classified as Land and revalued along with other land in accordance with the other policies detailed in this Note.

Initial recognition and measurement between mandatory revaluation dates

All assets are initially recognised at cost and subsequently revalued in accordance with the mandatory measurement framework detailed above. In relation to this initial measurement, cost is determined as the fair value of the assets given as consideration plus costs incidental to the acquisition. For assets acquired at no cost or for nominal consideration, cost is determined as fair value at the date of acquisition. The cost of non-current assets constructed by the Town includes the cost of all materials used in construction, direct labour on the project and an appropriate proportion of variable and fixed overheads. Individual assets acquired between initial recognition and the next revaluation of the asset class in accordance with the mandatory measurement framework detailed above, are carried at cost less accumulated depreciation as management believes this approximates fair value. They will be subject to subsequent revaluation at the next anniversary date in accordance with the mandatory measurement framework detailed above.

Revaluation

Increases in the carrying amount arising on revaluation of assets are credited to a revaluation surplus in equity. Decreases that offset previous increases of the same asset are recognised against revaluation surplus directly in equity. All other decreases are recognised in profit or loss.

Land under roads

In Western Australia, all land under roads is Crown Land, the responsibility for managing which, is vested in the local government. Effective as at 1 July 2008, Council elected not to recognise any value for land under roads acquired on or before 30 June 2008. This accords with the treatment available in Australian Accounting Standard AASB 1051 Land Under Roads and the fact Local Government (Financial Management) Regulation 16(a)(i) prohibits local governments from recognising such land as an asset. In respect of land under roads acquired on or after 1 July 2008, as detailed above, Local Government (Financial Management) Regulation 16(a)(i) prohibits local governments from recognising such land as an asset. Whilst such treatment is inconsistent with the requirements of AASB 1051, Local Government (Financial Management) Regulation 4(2) provides, in the event of such an inconsistency, the Local Government (Financial Management) Regulations prevail. Consequently, any land under roads acquired on or after 1 July 2008 is not included as an asset of the Town.

**Notes to, and forming part of, the Financial Report  
For the year ended 30 June 2017**

**1 Significant Accounting Policies (continued)**

**Depreciation**

The depreciable amount of all fixed assets including buildings but excluding freehold land, are depreciated on a straight-line basis over the individual asset's useful life from the time the asset is held ready for use. Leasehold improvements are depreciated over the shorter of either the unexpired period of the lease or the estimated useful life of the improvements.

When an item of property, plant and equipment is revalued, any accumulated depreciation at the date of the revaluation is treated in one of the following ways:

- a) Restated proportionately with the change in gross carrying amount of the asset so carrying amount equals revalued amount; or
- b) Eliminated against the gross carrying amount of the asset and the net amount restated to the revalued amount of the asset.

Major depreciation periods used for each class of depreciable asset are:

- Buildings - 30 to 133 years
- Furniture and Equipment - 3 to 12 years
- Plant and Machinery - 3 to 15 years
- Information Technology - 3 to 5 years
- Roads (Formation) - Not depreciated
- Roads (Pavement) - 40 to 160 years
- Roads (Surface) - 15 to 30 years
- Pathways - 16 to 70 years
- Drainage - 100 years
- Parks - 20 to 80 years
- Other Assets - 20 to 80 years

The asset residual values and useful lives are reviewed and adjusted, if appropriate, at the end of each reporting period.

An asset's carrying amount is written down immediately to its recoverable amount if the asset's carrying amount is greater than its estimated recoverable amount.

Gains and losses on disposals are determined by comparing proceeds with the carrying amount. These gains and losses are included in the statement of comprehensive income in the period in which they arise.

**Fair Value of Assets and Liabilities**

When performing a revaluation, the Town uses a mix of both independent and management valuations using the following as a guide:

Fair Value is the price that the Town would receive to sell the asset or would have to pay to transfer a liability, in an orderly (i.e. unforced) transaction between independent, knowledgeable and willing market participants at the measurement date.

As fair value is a market-based measure, the closest equivalent observable market pricing information is used to determine fair value. Adjustments to market values may be made having regard to the characteristics of the specific asset or liability. The fair values of assets that are not traded in an active market are determined using one or more valuation techniques. These valuation techniques maximise, to the extent possible, the use of observable market data.

To the extent possible, market information is extracted from either the principal market for the asset or liability (i.e. the market with the greatest volume and level of activity for the asset or liability) or, in the absence of such a market, the most advantageous market available to the entity at the end of the reporting period (i.e. the market that maximises the receipts from the sale of the asset after taking into account transaction costs and transport costs).

For non-financial assets, the fair value measurement also takes into account a market participant's ability to use the asset in its highest and best use or to sell it to another market participant that would use the asset in its highest and best use.

**Capitalisation Threshold**

Expenditure on items of equipment under \$2,000 is not individually capitalised. Rather, it is recorded on an asset inventory listing.

**Notes to, and forming part of, the Financial Report  
For the year ended 30 June 2017**

**1 Significant Accounting Policies (continued)**

**Fair Value Hierarchy**

AASB 13 requires the disclosure of fair value information by level of the fair value hierarchy, which categorises fair value measurement into one of three possible levels based on the lowest level that an input that is significant to the measurement can be categorised into as follows:

Level 1

Measurements based on quoted prices (unadjusted) in active markets for identical assets or liabilities that the entity can access at the measurement date.

Level 2

Measurements based on inputs other than quoted prices included in Level 1 that are observable for the asset or liability, either directly or indirectly.

Level 3

Measurements based on unobservable inputs for the asset or liability.

The fair values of assets and liabilities that are not traded in an active market are determined using one or more valuation techniques. These valuation techniques maximise, to the extent possible, the use of observable market data. If all significant inputs required to measure fair value are observable, the asset or liability is included in Level 2. If one or more significant inputs are not based on observable market data, the asset or liability is included in Level 3.

**Valuation Techniques**

The Town selects a valuation technique that is appropriate in the circumstances and for which sufficient data is available to measure fair value. The availability of sufficient and relevant data primarily depends on the specific characteristics of the asset or liability being measured. The valuation techniques selected by the Town are consistent with one or more of the following valuation approaches:

Market approach

Valuation techniques that use prices and other relevant information generated by market transactions for identical or similar assets or Liabilities.

Income approach

Valuation techniques that convert estimated future cash flows or income and expenses into a single discounted present value.

Cost approach

Valuation techniques that reflect the current replacement cost of an asset at its current service capacity.

Each valuation technique requires inputs that reflect the assumptions that buyers and sellers would use when pricing the asset or liability, including assumptions about risks. When selecting a valuation technique, the Town gives priority to those techniques that maximise the use of observable inputs and minimise the use of unobservable inputs. Inputs that are developed using market data (such as publicly available information on actual transactions) and reflect the assumptions that buyers and sellers would generally use when pricing the asset or liability are considered observable, whereas inputs for which market data is not available and therefore are developed using the best information available about such assumptions are considered unobservable.

As detailed above, the mandatory measurement framework imposed by the Local Government (Financial Management) Regulations requires, as a minimum, all assets carried at a revalued amount to be revalued in accordance with the regulatory framework.

Financial Instruments

*Initial recognition and measurement*

Financial assets and financial liabilities are recognised when the Town becomes a party to the contractual provisions to the instrument. For financial assets, this is equivalent to the date that the Town commits itself to either the purchase or sale of the asset (i.e. trade date accounting is adopted).

Financial instruments are initially measured at fair value plus transaction costs, except where the instrument is classified 'at fair value through profit or loss', in which case transaction costs are expensed to profit or loss immediately.

**Notes to, and forming part of, the Financial Report  
For the year ended 30 June 2017**

**1 Significant Accounting Policies (continued)**

**Classification and Subsequent Measurement**

Financial instruments are subsequently measured at fair value, amortised cost using the effective interest rate method, or at cost.

Amortised cost is calculated as:

- (a) the amount in which the financial asset or financial liability is measured at initial recognition;
- (b) less principal repayments and any reduction for impairment; and
- (c) plus or minus the cumulative amortisation of the difference, if any, between the amount initially recognised and the maturity amount calculated using the effective interest rate method.

The effective interest method is used to allocate interest income or interest expense over the relevant period and is equivalent to the rate that discounts estimated future cash payments or receipts (including fees, transaction costs and other premiums or discounts) through the expected life (or when this cannot be reliably predicted, the contractual term) of the financial instrument to the net carrying amount of the financial asset or financial liability. Revisions to expected future net cash flows will necessitate an adjustment to the carrying value with a consequential recognition of an income or expense in profit or loss.

Financial assets at fair value through profit and loss

Financial assets are classified at "fair value through profit or loss" when they are held for trading for the purpose of short-term profit taking. Such assets are subsequently measured at fair value with changes in carrying amount being included in profit or loss. Assets in this category are classified as current assets.

Loans and receivables

Loans and receivables are non-derivative financial assets with fixed or determinable payments that are not quoted in an active market and are subsequently measured at amortised cost. Gains or losses are recognised in profit or loss. Loans and receivables are included in current assets where they are expected to mature within 12 months after the end of the reporting period.

Held-to-maturity investments

Held-to-maturity investments are non-derivative financial assets with fixed maturities and fixed or determinable payments that the Town has the positive intention and ability to hold to maturity. They are subsequently measured at amortised cost. Gains or losses are recognised in profit or loss. Held-to-maturity investments are included in current assets, where they are expected to mature within 12 months after the end of the reporting period. All other investments are classified as non-current.

Available-for-sale financial assets

Available-for-sale financial assets are non-derivative financial assets that are either not suitable to be classified into other categories of financial assets due to their nature, or they are designated as such by management. They comprise investments in the equity of other entities where there is neither a fixed maturity nor fixed or determinable payments.

They are subsequently measured at fair value with changes in such fair value (i.e. gains or losses) recognised in other comprehensive income (except for impairment losses). When the financial asset is derecognised, the cumulative gain or loss pertaining to that asset previously recognised in other comprehensive income is reclassified into profit or loss.

Available-for-sale financial assets are included in current assets, where they are expected to be sold within 12 months after the end of the reporting period. All other available-for-sale financial assets are classified as non-current.

Financial liabilities

Non-derivative financial liabilities (excluding financial guarantees) are subsequently measured at amortised cost. Gains or losses are recognised in profit or loss.

Derecognition

Financial assets are derecognised where the contractual rights to receipt of cash flows expire or the asset is transferred to another party whereby the Town no longer has any significant continual involvement in the risks and benefits associated with the asset.

Financial liabilities are derecognised where the related obligations are discharged, cancelled or expired. The difference between the carrying amount of the financial liability extinguished or transferred to another party and the fair value of the consideration paid, including the transfer of non-cash assets or liabilities assumed, is recognised in profit or loss.

**Notes to, and forming part of, the Financial Report**  
**For the year ended 30 June 2017**

**1 Significant Accounting Policies (continued)**

**Classification and Subsequent Measurement (continued)**

Impairment

A financial asset is deemed to be impaired if, and only if, there is objective evidence of impairment as a result of one or more events (a "loss event") having occurred, which will have an impact on the estimated future cash flows of the financial asset(s).

In the case of available-for-sale financial assets, a significant or prolonged decline in the market value of the instrument is considered a loss event. Impairment losses are recognised in profit or loss immediately. Also, any cumulative decline in fair value previously recognised in other comprehensive income is reclassified to profit or loss at this point.

In the case of financial assets carried at amortised cost, loss events may include: indications that the debtors or a group of debtors are experiencing significant financial difficulty, default or delinquency in interest or principal payments; indications that they will enter bankruptcy or other financial reorganisation; and changes in arrears or economic conditions that correlate with defaults.

For financial assets carried at amortised cost (including loans and receivables), a separate allowance account is used to reduce the carrying amount of financial assets impaired by credit losses. After having taken all possible measures of recovery, if management establishes that the carrying amount cannot be recovered by any means, at that point the written-off amounts are charged to the allowance account or the carrying amount of impaired financial assets is reduced directly if no impairment amount was previously recognised in the allowance account.

Impairment of Assets

In accordance with Australian Accounting Standards the Town's assets, other than inventories, are assessed at each reporting date to determine whether there is any indication they may be impaired.

Where such an indication exists, an impairment test is carried out on the asset by comparing the recoverable amount of the asset, being the higher of the asset's fair value less costs to sell and value in use, to the asset's carrying amount.

Any excess of the asset's carrying amount over its recoverable amount is recognised immediately in profit or loss, unless the asset is carried at a revalued amount in accordance with another Standard (e.g. AASB 116) whereby any impairment loss of a revalued asset is treated as a revaluation decrease in accordance with that other Standard.

For non-cash generating assets such as roads, drains, public buildings and the like, value in use is represented by the depreciated replacement cost of the asset.

**Trade and Other Payables**

Trade and other payables represent liabilities for goods and services provided to the Town prior to the end of the financial year that are unpaid and arise when the Town becomes obliged to make future payments in respect of the purchase of these goods and services. The amounts are unsecured, are recognised as a current liability and are normally paid within 30 days of recognition.

**Employee Benefits**

Short-term employee benefits

Provision is made for the Town's obligations for short-term employee benefits. Short-term employee benefits are benefits (other than termination benefits) that are expected to be settled wholly before 12 months after the end of the annual reporting period in which the employees render the related service, including wages, salaries and sick leave. Short-term employee benefits are measured at the (undiscounted) amounts expected to be paid when the obligation is settled. The Town's obligations for short-term employee benefits such as wages and salaries are recognised as a part of current trade and other payables in the statement of financial position. The Town's obligations for employees' annual leave, long service leave and sick leave entitlements are recognised as provisions in the statement of financial position.

Other long-term employee benefits

Provision is made for employees' long service leave and annual leave entitlements not expected to be settled wholly within 12 months after the end of the annual reporting period in which the employees render the related service. Other long-term employee benefits are measured at the present value of the expected future payments to be made to employees. Expected future payments incorporate anticipated future wage and salary levels, durations of service and employee departures and are discounted at rates determined by reference to market yields at the end of the reporting period on government bonds that have maturity dates that approximate the terms of the obligations. Any remeasurements for changes in assumptions of obligations for other long-term employee benefits are recognised in profit or loss in the periods in which the changes occur. The Town's obligations for long-term employee benefits are presented as non-current provisions in its statement of financial position, except where the Town does not have an unconditional right to defer settlement for at least 12 months after the end of the reporting period, in which case the obligations are presented as current provisions.

**Notes to, and forming part of, the Financial Report**  
**For the year ended 30 June 2017**

**1 Significant Accounting Policies (continued)**

**Borrowing Costs**

Borrowing costs are recognised as an expense when incurred except where they are directly attributable to the acquisition, construction or production of a qualifying asset. Where this is the case, they are capitalised as part of the cost of the particular asset until such time as the asset is substantially ready for its intended use or sale.

**Provisions**

Provisions are recognised when the Town has a present legal or constructive obligation, as a result of past events, for which it is probable that an outflow of economic benefits will result and that outflow can be reliably measured. Provisions are measured using the best estimate of the amounts required to settle the obligation at the end of the reporting period.

**Leases**

Leases of fixed assets where substantially all the risks and benefits incidental to the ownership of the asset, but not legal ownership, are transferred to the Town, are classified as finance leases. Finance leases are capitalised recording an asset and a liability at the lower amounts equal to the fair value of the leased property or the present value of the minimum lease payments, including any guaranteed residual values. Lease payments are allocated between the reduction of the lease liability and the lease interest expense for the period. Leased assets are depreciated on a straight line basis over the shorter of their estimated useful lives or the lease term. Lease payments for operating leases, where substantially all the risks and benefits remain with the lessor, are charged as expenses in the periods in which they are incurred. Lease incentives under operating leases are recognised as a liability and amortised on a straight line basis over the life of the lease term.

**Investment in Associates**

An associate is an entity over which the Town has significant influence. Significant influence is the power to participate in the financial operating policy decisions of that entity but is not control or joint control of those policies. Investments in associates are accounted for in the financial statements by applying the equity method of accounting, whereby the investment is initially recognised at cost and adjusted thereafter for the post-acquisition change in the Town's share of net assets of the associate. In addition, the Town's share of the profit or loss of the associate is included in the Town's profit or loss. The carrying amount of the investment includes, where applicable, goodwill relating to the associate. Any discount on acquisition, whereby the Town's share of the net fair value of the associate exceeds the cost of investment, is recognised in profit or loss in the period in which the investment is acquired. Profits and losses resulting from transactions between the Town and the associate are eliminated to the extent of the Town's interest in the associate. When the Town's share of losses in an associate equals or exceeds its interest in the associate, the Town discontinues recognising its share of further losses unless it has incurred legal or constructive obligations or made payments on behalf of the associate. When the associate subsequently makes profits, the Town will resume recognising its share of those profits once its share of the profits equals the share of the losses not recognised.

**Interests in Joint Arrangements**

Joint arrangements represent the contractual sharing of control between parties in a business venture where unanimous decisions about relevant activities are required. Separate joint venture entities providing joint venturers with an interest to net assets are classified as a joint venture and accounted for using the equity method. Refer to note above "Investment in Associates" for a description of the equity method of accounting. Joint venture operations represent arrangements whereby joint operators maintain direct interests in each asset and exposure to each liability of the arrangement. The Town's interests in the assets, liabilities, revenue and expenses of joint operations are included in the respective line items of the financial statements.

**Rates, Grants, Donations and Other Contributions**

Rates, grants, donations and other contributions are recognised as revenues when the local government obtains control over the assets comprising the contributions. Control over assets acquired from rates is obtained at the commencement of the rating period or, where earlier, upon receipt of the rates. Where contributions recognised as revenues during the reporting period were obtained on the condition that they be expended in a particular manner or used over a particular period, and those conditions were undischarged as at the reporting date, the nature of and amounts pertaining to those undischarged conditions are disclosed in Note 2. That note also discloses the amount of contributions recognised as revenues in a previous reporting period which were obtained in respect of the local government's operations for the current reporting period.

**Superannuation**

The Town contributes to a number of Superannuation Funds on behalf of employees. All funds to which the Town contributes are defined contribution plans.

Notes to, and forming part of, the Financial Report  
For the year ended 30 June 2017

**1 Significant Accounting Policies (continued)**

**Current and Non-Current Classification**

In the determination of whether an asset or liability is current or non-current, consideration is given to the time when each asset or liability is expected to be settled. The asset or liability is classified as current if it is expected to be settled within the next 12 months, being the Town's operational cycle. In the case of liabilities where the Town does not have the unconditional right to defer settlement beyond 12 months, such as vested long service leave, the liability is classified as current even if not expected to be settled within the next 12 months. Inventories held for trading are classified as current even if not expected to be realised in the next 12 months except for land held for sale where it is held as non-current based on the Town's intentions to release for sale.

**Rounding Off Figures**

All figures shown in this annual financial report, other than a rate in the dollar, are rounded to the nearest dollar.

**Comparative Figures**

Where required, comparative figures have been adjusted to conform with changes in presentation for the current financial year. When the Town applies an accounting policy retrospectively, makes a retrospective restatement or reclassifies items in its financial statement, an additional (third) statement of financial position as at the beginning of the preceding period in addition to the minimum comparative financial statements is presented.

**Budget Comparative Figures**

Unless otherwise stated, the budget comparative figures shown in this annual financial report relate to the original budget estimate for the relevant item of disclosure.

**New Accounting Standards and Interpretations for Application in Future Periods**

The AASB has issued a number of new and amended Accounting Standards and Interpretations that have mandatory application dates for future reporting periods, some of which are relevant to the Town. Management's assessment of the new and amended pronouncements that are relevant to the Town, applicable to future reporting periods and that have not yet been adopted, are set out as follows -

AASB 9 - Financial instruments (incorporating AASB 2014-7 and AASB 2014-8)

- Issued - December 2014
- Applicable - 1 January 2018
- Impact - Nil – The objective of this Standard is to improve and simplify the approach for classification and measurement of financial assets compared with the requirements of AASB 139. Given the nature of the financial assets of the Town, it is not anticipated the Standard will have any material effect.

AASB 15 - Revenue from contracts with customers

- Issued - December 2014
- Applicable - 1 January 2019
- Impact - This Standard establishes principles for entities to apply to report useful information to users of financial statements about the nature, amount, timing and uncertainty of revenue and cash flows arising from a contract with a customer. The effect of this Standard will depend upon the nature of future transactions the Town has with those third parties it has dealings with. It may or may not be significant.

AASB 16 - Leases

- Issued - February 2016
- Applicable - 1 January 2019
- Impact - Under AASB 16 there is no longer a distinction between finance and operating leases. Lessees will now bring to account a right-to-use asset and lease liability onto their statement of financial position for all leases. Effectively this means the vast majority of operating leases as defined by the current AASB 117 Leases which currently do not impact the statement of financial position will be required to be capitalised on the statement of financial position once AASB 16 is adopted. Currently, operating lease payments are expensed as incurred. This will cease and will be replaced by both depreciation and interest charges. Based on the current number of operating leases held by the Town, the impact is not expected to be significant.

Notes to, and forming part of, the Financial Report  
For the year ended 30 June 2017

**1 Significant Accounting Policies (continued)**

**New Accounting Standards and Interpretations for Application in Future Periods (continued)**

AASB 1058 Income of not-for-profit entities (incorporating AASB 2016-7 and AASB 2016-8)

- Issued - December 2016
- Applicable - 1 January 2019
- Impact - These standards are likely to have a significant impact on the income recognition for Not for profit entities. Key areas for consideration are:
  - Assets received below fair value;
  - Transfers received to acquire or construct non-financial assets;
  - Grants received
  - Prepaid rates;
  - Leases entered into at below market rates; and
  - Volunteer service.

Whilst it is not possible to quantify the financial impact (or if it is material) of these key areas until the details of future transactions are known, they will all have application to the Town's operations.

**Adoption of New and Revised Accounting Standards**

During the current year the Town adopted all of the new and revised Australian Accounting Standards and Interpretations that were compiled, became mandatory and that were applicable to operations. Whilst many reflected inconsequential changes associated with the amendment of existing Standards, the only new Standard with material application is as below -

AASB 2015-6 Amendments to Australian accounting standards - Extending related party disclosures for not-for-profit and public sector entities (AASB 10, 124 and 1049)

The objective of this Standard was to extend the scope of AASB 124 (Related party disclosures) to include not-for-profit and public sector entities. The Standard has had a significant disclosure impact on the financial report of the Town as both Elected Members and Senior Management are deemed to be Key Management Personnel and resultant disclosures, in accordance with AASB 124, have been necessary.

Notes to, and forming part of, the Financial Report  
For the year ended 30 June 2017

**2 Revenues and Expenses**

**Statement of Objective**

The Town's operations, as disclosed in this document, encompass the following service activities -

General Purpose Funding

This activity includes rates, statutory grants and interest on investments and is the main area of revenue collection for the provision of services.

Governance

This includes the administration and operation of facilities and services to the elected members of Council. It also includes civic receptions, citizenship ceremonies and the research, development and preparation of policy documentation.

Law, Order and Public Safety

This area includes the administration and operation of ranger services and animal control services.

Health

This activity includes services such as health inspectors, pest control and noise control.

Education and Welfare

This area includes the senior citizens' centres, disability services and other community development activities such as seniors, youth, volunteers and indigenous support.

Community Amenities

This includes town planning and regional development services, protection of the environment, refuse collection and disposal, provision of public toilets, bus shelters and street furniture.

Recreation and Culture

This includes the provision of public buildings, libraries, aquatic facilities, community events, cultural activities, indoor and outdoor sporting complexes, parks and gardens and playgrounds.

Transport

This area includes the maintenance and construction of roads, drains, pathways, crossovers and traffic calming devices, plus street lighting and cleaning, road signs and parking areas.

Economic Services

This includes building control, private swimming pool inspections, tourism and economic development.

Other Property and Services

This area includes public works overheads and the purchase and maintenance of engineering plant and equipment.

Notes to, and forming part of, the Financial Report  
For the year ended 30 June 2017

**2 Revenues and Expenses (continued)**

	Note	2017 Actual \$	2017 Budget \$	2016 Actual \$
<b>Net Result</b>				
The Net Result includes -				
<b>Charging as an Expense</b>				
<b>Auditor's Remuneration</b>				
Audit of Financial Statements		33,320	40,400	11,322
Audit - Projects		950	0	990
		<b>34,270</b>	<b>40,400</b>	<b>12,312</b>
<b>Bad and Doubtful Debts</b>				
Write Off - Building		44	0	55
Write Off - Finance		3,712	0	4,286
Write Off - Parking Management		39,673	0	45,428
Write Off - Regulatory Services		9,080	0	4,383
Write Off - Waste		58	0	5,055
		<b>52,567</b>	<b>0</b>	<b>59,207</b>
<b>Depreciation</b>				
Buildings		1,299,537	2,820,000	2,506,621
Furniture and Equipment		269,532	678,700	360,323
Plant and Machinery		265,367	685,000	614,738
Information Technology		162,163	50,000	0
Roads		4,066,335	2,410,000	2,162,220
Drainage		462,172	520,000	451,944
Pathways		1,172,840	1,250,000	1,119,996
Parks / Reserves		306,484	650,000	968,319
Other Infrastructure		233,109	1,260,000	1,130,288
		<b>8,237,538</b>	<b>10,323,700</b>	<b>9,314,449</b>
<b>Interest Expense</b>				
Debentures	23	452,167	541,000	685,349
		<b>452,167</b>	<b>541,000</b>	<b>685,349</b>
<b>Crediting as Revenue</b>				
<b>Interest Earnings</b>				
Investments - Reserve Funds		441,302	191,900	224,786
Investments - Other Funds		529,339	550,400	660,348
Other Interest Revenue		411,126	408,900	393,850
		<b>1,381,767</b>	<b>1,151,200</b>	<b>1,278,985</b>

Notes to, and forming part of, the Financial Report  
For the year ended 30 June 2017

**2 Revenues and Expenses (continued)**

Conditions over Grants and Contributions	By Program	2017	2016
		Actual \$	Actual \$
<b>Opening Balance</b>		0	0
<b>Grants and contributions received during the year</b>			
20 Million Tree Funding Grant	Recreation and Culture	0	5,900
Crime Prevention Grant	Law, Order and Public Safety	16,777	0
Children's Book Week Grant	Education and Welfare	1,600	600
Department of Transport Grant	Transport	18,895	17,937
Federal Black Spot Grant	Transport	157,750	0
General Purpose Federal Grant	General Purpose Funding	766,881	375,829
General Road Grant	Transport	340,053	160,082
International Day of People with Disability Grant	Transport	0	21,455
Lotterywest Grants	Recreation and Culture	50,000	20,000
MRWA Grants	Transport	1,163,726	993,434
Roads to Recovery Grants	Transport	245,335	483,000
Sports and Recreation Grants	Recreation and Culture	32,750	15,000
State Government Grants	Recreation and Culture	2,561,577	44,864
<b>Grants and contributions received during the year</b>		<b>5,355,344</b>	<b>2,138,101</b>
<b>Grants and contributions expended during the year</b>			
20 Million Tree Funding Grant	Law, Order and Public Safety	0	(5,900)
Crime Prevention Grant	Recreation and Culture	(16,777)	0
Children's Book Week Grant	Education and Welfare	(1,600)	(600)
Department of Transport Grant	Recreation and Culture	(18,895)	(17,937)
Federal Black Spot Grant	Transport	(157,750)	0
General Purpose Federal Grant	Transport	(766,881)	(375,829)
General Road Grant	General Purpose Funding	(340,053)	(160,082)
International Day of People with Disability Grant	Transport	0	(21,455)
Lotterywest Grants	Recreation and Culture	(50,000)	(20,000)
MRWA Grants	Transport	(1,163,726)	(993,434)
Roads to Recovery Grants	Transport	(245,335)	(483,000)
Sports and Recreation Grants	Recreation and Culture	(32,750)	(15,000)
State Government Grants	Recreation and Culture	(2,561,577)	(44,864)
<b>Grants and contributions expended during the year</b>		<b>(5,355,344)</b>	<b>(2,138,101)</b>
<b>Closing Balance as at 30 June</b>		<b>0</b>	<b>0</b>
Grants and contributions recognised as revenue in a previous period which were not expended at the close of the previous reporting period		0	0
New grants and contributions which were recognised as revenue during the reporting period and which had not yet been fully expended in the manner specified by the contributor		0	0
Grants and contributions which had been recognised as revenues in a previous reporting period or received in the current reporting period and which were expended in the current reporting period in the manner specified by the contributor.		5,355,344	2,138,101

Notes to, and forming part of, the Financial Report  
For the year ended 30 June 2017

**3 Cash and Cash Equivalents**

	2017 Actual \$	2016 Actual \$
<b>Unrestricted</b>	10,533,455	9,625,491
<b>Restricted</b>	24,441,643	20,813,367
	<b>34,975,098</b>	<b>30,438,858</b>
The following funds have restrictions on them imposed by regulations or other externally imposed requirements -		
<b>Reserves</b>		
Buildings Renewal	400,466	223,266
Community Art	641,043	563,843
Drainage Renewal	172,720	146,620
Edward Millen Reserve	1,356,878	1,294,878
Furniture and Equipment Renewal	558,907	354,207
Future Fund	12,332,193	10,188,393
Future Projects	1,798,878	1,648,978
Harold Hawthorne - Carlisle Memorial	126,430	75,930
Information Technology	358,400	180,000
Insurance Risk Reserve	367,830	431,254
Other Infrastructure Renewal	574,443	527,443
Parks Renewal	261,025	218,825
Pathways Renewal	367,397	126,097
Plant and Machinery	235,342	203,442
Renewable Energy	220,980	168,480
Roads Renewal	788,737	653,337
Underground Power	2,962,799	2,696,099
Waste Management	917,175	866,275
	<b>24,441,643</b>	<b>20,567,367</b>
<b>Restricted Funds</b>		
Unspent Loans	0	246,000
	<b>0</b>	<b>246,000</b>
<b>Total Reserves and Restricted Cash and Cash Equivalents</b>	<b>24,441,643</b>	<b>20,813,367</b>



Notes to, and forming part of, the Financial Report  
For the year ended 30 June 2017

**4 Investments**

No financial assets were held in the form of investments at 30 June for each of the reporting periods.

**5 Trade and Other Receivables**

	2017 Actual \$	2016 Actual \$
<b>Current</b>		
Accrued Revenue	208,126	0
Current Rates Debtors	866,444	639,391
Current ESL Debtors	59,726	45,769
Infringements	1,750,204	1,449,774
Sundry Debtors	1,182,103	437,929
Prepayments	422,676	349,712
Current Underground Power	32,461	13,829
Unclaimed Pensioner Rates Rebate	837	1,039
Unclaimed ESL Rates Rebate	10,323	12,466
Underground Power Rebate	0	0
	<b>4,532,901</b>	<b>2,949,908</b>
<b>Non-Current</b>		
Non-Current Rates Debtors	204,042	184,888
Non-Current ESL Debtors	27,579	24,637
Non-Current Underground Power	391,772	623,718
	<b>623,393</b>	<b>833,243</b>

**6 Inventories**

	2017 Actual \$	2016 Actual \$
<b>Current</b>		
Leisurelife	4,391	5,994
Aqualife	2,587	2,587
	<b>6,978</b>	<b>8,581</b>

Notes to, and forming part of, the Financial Report  
For the year ended 30 June 2017

**7 Property, Plant and Equipment**

	2017 Actual \$	2016 Actual \$
<b>Land</b>		
Independent Valuation	597,110,520	604,030,000
Disposal	0	0
	<b>597,110,520</b>	<b>604,030,000</b>
<b>Buildings</b>		
Independent Valuation	86,806,722	60,959,959
Additions / At Cost	0	0
Less Accumulated Depreciation	(22,841,301)	0
Work in Progress	1,423,169	2,048,947
	<b>65,388,590</b>	<b>63,008,906</b>
<b>Plant and Machinery</b>		
Independent Valuation	2,346,939	1,958,213
Additions / At Cost	0	0
Less Accumulated Depreciation	(46,112)	0
	<b>2,300,827</b>	<b>1,958,213</b>
<b>Furniture and Equipment</b>		
Independent Valuation	3,523,880	1,953,298
Additions / At Cost	0	0
Less Accumulated Depreciation	(1,511,263)	0
Work in Progress	0	51,186
	<b>2,012,617</b>	<b>2,004,485</b>
<b>Information Technology</b>		
Independent Valuation	1,748,741	682,663
Additions / At Cost	0	0
Less Accumulated Depreciation	(561,300)	0
Work in Progress	0	9,388
	<b>1,187,441</b>	<b>692,051</b>
<b>Total Property, Plant and Equipment</b>	<b>667,999,995</b>	<b>671,693,656</b>

Notes to, and forming part of, the Financial Report  
For the year ended 30 June 2017

7 Property, Plant and Equipment (continued)

Movements in Carrying Amounts

	Land	Buildings	Plant and Machinery	Furniture and Equipment	Information Technology	Total
	\$	\$	\$	\$	\$	\$
Beginning Balance	604,030,000	63,008,906	1,958,213	2,004,485	692,051	671,693,656
Additions	0	2,387,328	688,912	394,356	569,536	4,040,132
Disposals	0	0	(210,589)	(2,108)	0	(212,697)
Depreciation Expense	0	(1,299,537)	(265,367)	(269,532)	(162,163)	(1,996,598)
Transfers	0	41,797	0	(41,797)	0	0
Revaluation Movement	0	0	0	0	0	0
Transfers to Revaluation	(6,919,480)	1,250,095	0	0	88,017	(5,581,368)
Transfers to Profit and Loss	0	0	129,657	(70,329)	0	59,328
<b>Closing Balance</b>	<b>597,110,520</b>	<b>65,388,590</b>	<b>2,300,827</b>	<b>2,015,075</b>	<b>1,187,441</b>	<b>668,002,453</b>

Work In Progress Movement

	Land	Buildings	Plant and Machinery	Furniture and Equipment	Information Technology	Total
	\$	\$	\$	\$	\$	\$
Opening Work in progress	0	2,048,947	0	51,186	9,388	2,109,521
Additions	0	1,122,653	0	0	0	1,122,653
Completed and capitalised	0	(1,748,430)	0	(51,186)	(9,388)	(1,809,004)
<b>Closing Work in Progress</b>	<b>0</b>	<b>1,423,170</b>	<b>0</b>	<b>0</b>	<b>0</b>	<b>1,423,170</b>

The fair value of property, plant and equipment is determined at least every three years in accordance with legislative requirements. Additions since the date of valuation are shown as cost, given they were acquired at arms length and any accumulated depreciation reflects the usage of service potential, it is considered the recorded written down value approximates fair value. At the end of each intervening period the valuation is reviewed and where appropriate the fair value is updated to reflect current market conditions. This process is considered to be in accordance with Local Government (Financial Management) Regulation 17A which requires property, plant and equipment to be shown at fair value.

Notes to, and forming part of, the Financial Report  
For the year ended 30 June 2017

7 Property, Plant and Equipment (continued)

Recurring Fair Value Measurements as at 30 June 2017

The following table provides the fair values of the Town of Victoria Park Property, Plant and Equipment assets measured by an independent registered valuer and recognised on a recurring basis after initial recognition and their categorisation within the fair value hierarchy.

Level of Valuation	Fair Value at 30 June 2017	Valuation Technique(s)	Inputs Used
<b>Property, Plant and Equipment</b>			
<u>Land</u>			
2	9,856,840	Market Approach	Price per square metre
2	587,253,680	Cost Approach	Price per square metre
<b>Total</b>	<b>597,110,520</b>		
<u>Buildings</u>			
2	192,000	Market Approach	Based on actual dimensions and unit rates derived from market evidence, consideration of likely future asset management plans.
3	63,773,421	Cost Approach	
<b>Total</b>	<b>63,965,421</b>		
<u>Plant and Machinery</u>			
2	1,833,515	Market Approach	Make, size, year of manufacture and condition, historic factors (functionality, capacity, utilisation, obsolescence etc.) and component specific factors such as physical condition and maintenance history
3	467,312	Cost Approach	
<b>Total</b>	<b>2,300,827</b>		
<u>Furniture and Equipment</u>			
3	2,012,617	Cost Approach	Estimates of residual value, useful life, pattern of consumption and asset condition and relationship to the assessed level of remaining service potential of the depreciable amount
<b>Total</b>	<b>2,012,617</b>		
<u>Information Technology</u>			
3	1,187,441	Cost Approach	Estimates of residual value, useful life, pattern of consumption and asset condition and relationship to the assessed level of remaining service potential of the depreciable amount
<b>Total</b>	<b>1,187,441</b>		

Level 3 inputs are based on assumptions with regards to future values and patterns of consumption utilising current information. If the basis of these assumptions were varied, they have the potential to result in a significantly higher or lower fair value measurement.

During the period there were no changes in the valuation techniques used by the local government to determine the fair value of property, plant and equipment using either level 2 or level 3 inputs.

Notes to, and forming part of, the Financial Report  
For the year ended 30 June 2017

**8 Infrastructure**

	2017 Actual \$	2016 Actual \$
<b>Roads</b>		
Independent Valuation	188,099,010	154,910,653
Additions / At Cost	0	0
Less Accumulated Depreciation	(34,728,416)	0
Work in Progress	2,089,364	1,792,419
	<b>155,459,958</b>	<b>156,703,072</b>
<b>Pathways</b>		
Independent Valuation	35,873,166	18,840,285
Additions / At Cost	0	0
Less Accumulated Depreciation	(16,330,424)	0
Work in Progress	1,234	28,972
	<b>19,543,976</b>	<b>18,869,257</b>
<b>Drainage</b>		
Independent Valuation	47,753,667	33,666,819
Additions / At Cost	0	0
Less Accumulated Depreciation	(12,649,147)	0
Work in Progress	173,092	93,583
	<b>35,277,612</b>	<b>33,760,402</b>
<b>Parks / Reserves</b>		
Independent Valuation	9,395,573	6,715,036
Additions / At Cost	0	1
Less Accumulated Depreciation	(1,918,742)	0
Work in Progress	928,544	1,676,045
	<b>8,405,375</b>	<b>8,391,082</b>
<b>Other Assets</b>		
Independent Valuation	19,634,683	8,092,649
Additions / At Cost	0	1
Less Accumulated Depreciation	(3,842,867)	0
Work in Progress	546,956	112,854
	<b>16,338,772</b>	<b>8,205,504</b>
<b>Total Infrastructure</b>	<b>235,025,693</b>	<b>225,929,316</b>

Notes to, and forming part of, the Financial Report  
For the year ended 30 June 2017

**8 Infrastructure (continued)**

**Movements in Carrying Amounts**

	Roads \$	Pathways \$	Drainage \$	Parks / Reserve \$	Other Assets \$	Total \$
Beginning Balance	156,703,072	18,869,257	33,760,402	8,391,082	8,205,504	<b>225,929,316</b>
Additions	2,975,480	269,720	463,334	2,233,441	858,711	<b>6,800,685</b>
Disposals	0	0	0	0	0	<b>0</b>
Depreciation Expense	(4,066,335)	(1,172,840)	(462,172)	(306,484)	(233,109)	<b>(6,240,940)</b>
Transfers		864,391	113,073	(1,048,787)	71,323	<b>0</b>
<u>Revaluation Movement</u>						<b>0</b>
Transfers to Revaluation	(152,259)	713,448	1,402,976	0	7,240,855	<b>9,205,019</b>
Transfers to Profit and Loss	0	0	0	(863,875)	195,489	<b>(668,386)</b>
<b>Closing Balance</b>	<b>155,459,958</b>	<b>19,543,976</b>	<b>35,277,612</b>	<b>8,405,375</b>	<b>16,338,772</b>	<b>235,025,694</b>

**Work In Progress Movement**

	Roads \$	Pathways \$	Drainage \$	Parks / Reserve \$	Other Assets \$	Total \$
Opening Work in progress	1,792,419	28,972	93,583	1,676,045	112,854	<b>3,703,873</b>
Additions	852,735	1,234	170,446	919,752	507,956	<b>2,452,124</b>
Completed and capitalised	(555,790)	(28,972)	(90,937)	(1,667,254)	(73,854)	<b>(2,416,807)</b>
<b>Closing Work in progress</b>	<b>2,089,364</b>	<b>1,234</b>	<b>173,092</b>	<b>928,544</b>	<b>546,956</b>	<b>3,739,191</b>

The fair value of Infrastructure is determined at least every three years in accordance with legislative requirements. Additions since the date of valuation are shown as cost, given they were acquired at arms length and any accumulated depreciation reflects the usage of service potential, it is considered the recorded written down value approximates fair value. At the end of each intervening period the valuation is reviewed and where appropriate the fair value is updated to reflect current market conditions. This process is considered to be in accordance with Local Government (Financial Management) Regulation 17A which requires infrastructure to be shown at fair value.

Notes to, and forming part of, the Financial Report  
For the year ended 30 June 2017

**8 Infrastructure (continued)**

**Recurring Fair Value Measurements as at 30 June 2017**

The following table provides the fair values of the Town of Victoria Park infrastructure assets measured by an independent registered valuer and recognised on a recurring basis after initial recognition and their categorisation within the fair value hierarchy.

Level of Valuation Input	Fair Value at 30 June 2017	Valuation Technique(s)	Inputs Used
Roads			
3	153,370,593	Cost Approach	Construction costs and current condition, residual values and remaining useful life assessments
Pathways			
3	19,542,742	Cost Approach	Construction costs and current condition, residual values and remaining useful life assessments
Drainage			
3	35,104,520	Cost Approach	Construction costs and current condition, residual values and remaining useful life assessments
Parks			
3	7,476,831	Cost Approach	Construction costs and current condition, residual values and remaining useful life assessments
Other Assets			
3	15,791,815	Cost Approach	Construction costs and current condition, residual values and remaining useful life assessments
	<b>231,286,502</b>		

Level 3 inputs are based on assumptions with regards to future values and patterns of consumption utilising current information. If the basis of these assumptions were varied, they have the potential to result in a significantly higher or lower fair value measurement.

During the period there were no changes in the valuation techniques used by the local government to determine the fair value of infrastructure using either level 3 inputs.

**9 Intangibles**

The Town did not hold any recognised intangible assets as at 30 June.

Notes to, and forming part of, the Financial Report  
For the year ended 30 June 2017

**10 Trade and Other Payables**

	2017 Actual \$	2016 Actual \$
<b>Current</b>		
Payroll	167,403	178,617
Revenue Liability	566,152	342,855
ESL Liability	10,445	17,244
Trade Creditors Payables	3,556,583	1,221,711
Accrued Expense	95,061	448,382
	508,330	391,450
	<b>4,903,973</b>	<b>2,600,258</b>

**11 Borrowings**

	2017 Actual \$	2016 Actual \$
<b>Current</b>		
Debentures	2,241,045	2,132,749
	<b>2,241,045</b>	<b>2,132,749</b>
<b>Non-Current</b>		
Debentures	6,595,852	8,836,898
	<b>6,595,852</b>	<b>8,836,898</b>
<b>Total</b>	<b>8,836,898</b>	<b>10,969,646</b>

**12 Provisions**

	2017 Actual \$	2016 Actual \$
<b>Current</b>		
Annual Leave Provision	1,975,085	1,982,678
Sick Leave Provision	617,150	558,551
Long Service Leave Provision	1,366,252	1,283,089
	<b>3,958,488</b>	<b>3,824,319</b>
<b>Non-Current</b>		
Sick Leave Provision	9,643	32,631
Long Service Leave Provision	315,194	258,141
	<b>324,837</b>	<b>290,772</b>

Notes to, and forming part of, the Financial Report  
For the year ended 30 June 2017

**13 Reserves - Cash Backed**

	2017 Actual \$	2017 Budget \$	2016 Actual \$
In relation to each Reserve account, the purposes for which funds are set aside, and supported by money held in institutions, are -			
<b>Building Renewal</b>			
<i>To provide funds to assist with acquisition, construction, upgrading or replacement of buildings in the Town.</i>			
Opening Balance	223,266	223,266	160,400
Transfer to Reserve - Municipal Funds	172,410	175,000	60,000
Transfer to Reserve - Interest Earnings	4,790	2,200	2,866
Transfer from Reserve	0	0	0
	<b>400,466</b>	<b>400,466</b>	<b>223,266</b>
<b>Community Art</b>			
<i>To provide funds to assist with the purchase and placement of art for the Council and Community.</i>			
Opening Balance	563,843	563,843	455,700
Transfer to Reserve - Municipal Funds	65,102	75,000	99,999
Transfer to Reserve - Interest Earnings	12,098	2,200	8,144
Transfer from Reserve	0	(185,000)	0
	<b>641,043</b>	<b>456,043</b>	<b>563,843</b>
<b>Drainage Renewal</b>			
<i>To provide funds to assist with the provision, upgrade, replacement or general improvement of drainage in the Town.</i>			
Opening Balance	146,620	146,620	85,100
Transfer to Reserve - Municipal Funds	22,954	25,000	59,999
Transfer to Reserve - Interest Earnings	3,146	1,100	1,521
Transfer from Reserve	0	0	0
	<b>172,720</b>	<b>172,720</b>	<b>146,620</b>
<b>Edward Millen Reserve</b>			
<i>To be used to assist in improving and / or maintaining the Edward Millen site, including the associated grounds.</i>			
Opening Balance	1,294,878	1,294,878	1,173,900
Transfer to Reserve - Municipal Funds	34,216	45,000	100,000
Transfer to Reserve - Interest Earnings	27,784	17,000	20,978
Transfer from Reserve	0	0	0
	<b>1,356,878</b>	<b>1,356,878</b>	<b>1,294,878</b>

Notes to, and forming part of, the Financial Report  
For the year ended 30 June 2017

**13 Reserves - Cash Backed**

	2017 Actual \$	2017 Budget \$	2016 Actual \$
<b>Furniture and Equipment Renewal</b>			
<i>To be used to fund renewal projects associated with Council's Furniture and Equipment assets</i>			
Opening Balance	354,207	354,207	151,500
Transfer to Reserve - Municipal Funds	197,100	200,000	200,000
Transfer to Reserve - Interest Earnings	7,600	4,700	2,707
Transfer from Reserve	0	0	0
	<b>558,907</b>	<b>558,907</b>	<b>354,207</b>
<b>Future Fund</b>			
<i>To assist in funding projects and property purchases that diversify Council's revenue streams.</i>			
Opening Balance	10,188,393	10,188,393	5,981,500
Transfer to Reserve - Municipal Funds	1,925,193	2,050,000	4,100,000
Transfer to Reserve - Interest Earnings	218,607	93,800	106,893
Transfer from Reserve	0	0	0
	<b>12,332,193</b>	<b>12,332,193</b>	<b>10,188,393</b>
<b>Future Projects</b>			
<i>To assist in funding 'new' and 'upgrade' capital projects, with funding primarily derived from the sale of land assets.</i>			
Opening Balance	1,648,978	1,648,978	1,069,900
Transfer to Reserve - Municipal Funds	114,519	132,000	559,958
Transfer to Reserve - Interest Earnings	35,381	17,900	19,120
Transfer from Reserve	0	(500,000)	0
	<b>1,798,878</b>	<b>1,298,878</b>	<b>1,648,978</b>
<b>Harold Hawthorne - Carlisle Memorial</b>			
<i>To assist in the replacement of major appliances / equipment and any structural repairs to these Council-responsibility facilities.</i>			
Opening Balance	75,930	75,930	35,300
Transfer to Reserve - Municipal Funds	48,871	50,000	39,999
Transfer to Reserve - Interest Earnings	1,629	500	631
Transfer from Reserve	0	0	0
	<b>126,430</b>	<b>126,430</b>	<b>75,930</b>
<b>Information Technology</b>			
<i>To be used to assist in the purchase, upgrade or replacement of computer software or hardware.</i>			
Opening Balance	180,000	180,000	0
Transfer to Reserve - Municipal Funds	174,538	178,000	180,000
Transfer to Reserve - Interest Earnings	3,862	400	0
Transfer from Reserve	0	0	0
	<b>358,400</b>	<b>358,400</b>	<b>180,000</b>

Notes to, and forming part of, the Financial Report  
For the year ended 30 June 2017

**13 Reserves - Cash Backed**

	2017 Actual \$	2017 Budget \$	2016 Actual \$
<b>Insurance Risk</b>			
<i>To be used for the purpose of meeting the difference between premiums and claims in the event of significant insurance claims.</i>			
Opening Balance	431,254	431,254	350,000
Transfer to Reserve - Municipal Funds	124,054	25,000	74,999
Transfer to Reserve - Interest Earnings	9,253	4,200	6,255
Transfer from Reserve	(196,732)	(240,000)	0
	<b>367,830</b>	<b>220,454</b>	<b>431,254</b>

**Other Infrastructure Renewal**

*To be used to fund renewal projects associated with Council's Other infrastructure*

Opening Balance	527,443	527,443	444,500
Transfer to Reserve - Municipal Funds	35,683	40,000	75,000
Transfer to Reserve - Interest Earnings	11,317	7,000	7,944
Transfer from Reserve	0	0	0
	<b>574,443</b>	<b>574,443</b>	<b>527,443</b>

**Parks Renewal**

*To be used to fund renewal projects associated with Council's Parks infrastructure*

Opening Balance	218,825	218,825	141,300
Transfer to Reserve - Municipal Funds	37,505	40,000	75,000
Transfer to Reserve - Interest Earnings	4,695	2,200	2,525
Transfer from Reserve	0	0	0
	<b>261,025</b>	<b>261,025</b>	<b>218,825</b>

**Pathways Renewal**

*To be used to fund renewal projects associated with Council's Pathways infrastructure*

Opening Balance	126,097	126,097	50,200
Transfer to Reserve - Municipal Funds	238,594	40,000	75,000
Transfer to Reserve - Interest Earnings	2,706	1,300	897
Transfer from Reserve	0	0	0
	<b>367,397</b>	<b>167,397</b>	<b>126,097</b>

**Plant and Machinery**

*To be used to assist in the acquisition and replacement of the Town's plant and machinery.*

Opening Balance	203,442	203,442	131,100
Transfer to Reserve - Municipal Funds	27,535	30,000	69,999
Transfer to Reserve - Interest Earnings	4,365	1,900	2,343
Transfer from Reserve	0	0	0
	<b>235,342</b>	<b>235,342</b>	<b>203,442</b>

Notes to, and forming part of, the Financial Report  
For the year ended 30 June 2017

**13 Reserves - Cash Backed**

	2017 Actual \$	2017 Budget \$	2016 Actual \$
<b>Renewable Energy</b>			
<i>To assist in investigating and funding renewable energy projects within the District</i>			
Opening Balance	168,480	168,480	116,400
Transfer to Reserve - Municipal Funds	48,885	50,000	50,000
Transfer to Reserve - Interest Earnings	3,615	2,500	2,080
Transfer from Reserve	0	0	0
	<b>220,980</b>	<b>220,980</b>	<b>168,480</b>

**Roads Renewal**

*To be used to fund renewal projects associated with Council's Roads Infrastructure*

Opening Balance	653,337	653,337	494,500
Transfer to Reserve - Municipal Funds	121,382	130,000	150,000
Transfer to Reserve - Interest Earnings	14,018	5,400	8,837
Transfer from Reserve	0	(85,000)	0
	<b>788,737</b>	<b>703,737</b>	<b>653,337</b>

**Underground Power**

*To assist in the funding of projects associated with the installation of underground power and associated landscaping.*

Opening Balance	2,696,099	2,696,099	1,033,500
Transfer to Reserve - Municipal Funds	208,851	250,000	1,644,130
Transfer to Reserve - Interest Earnings	57,849	16,700	18,469
Transfer from Reserve	0	0	0
	<b>2,962,799</b>	<b>2,962,799</b>	<b>2,696,099</b>

**Waste Management**

*To assist in the funding of waste management and waste minimisation initiatives.*

Opening Balance	866,275	866,275	703,700
Transfer to Reserve - Municipal Funds	32,313	40,000	149,999
Transfer to Reserve - Interest Earnings	18,587	10,900	12,576
Transfer from Reserve	0	0	0
	<b>917,175</b>	<b>917,175</b>	<b>866,275</b>

**Total Reserves**

<b>Opening Balance</b>	20,567,367	20,567,367	12,578,500
Transfer to Reserve - Municipal Funds	3,629,706	3,575,000	7,764,081
Transfer to Reserve - Interest Earnings	441,302	191,900	224,786
Transfer from Reserve	(196,732)	(1,010,000)	0
<b>Closing Balance</b>	<b>24,441,643</b>	<b>23,324,267</b>	<b>20,567,367</b>

Notes to, and forming part of, the Financial Report  
For the year ended 30 June 2017

**14 Revaluation Surplus**

	2017 Actual \$	2016 Actual \$
Revaluation surpluses have arisen on revaluation of the following classes of non-current assets:		
<b>Land</b>		
Opening Balance	588,943,306	121,123,806
Revaluation Increment	0	467,819,500
Revaluation Decrement	(6,919,480)	0
<b>Closing Balance</b>	<b>582,023,826</b>	<b>588,943,306</b>
<b>Buildings</b>		
Opening Balance	35,265,783	33,279,682
Revaluation Increment	1,250,095	1,986,101
<b>Closing Balance</b>	<b>36,515,879</b>	<b>35,265,783</b>
<b>Information Technology</b>		
Opening Balance	523,481	0
Revaluation Increment	88,017	523,481
<b>Closing Balance</b>	<b>611,497</b>	<b>523,481</b>
<b>Roads</b>		
Opening Balance	134,108,870	122,008,329
Revaluation Decrement	(152,260)	12,100,541
<b>Closing Balance</b>	<b>133,956,610</b>	<b>134,108,870</b>
<b>Pathways</b>		
Opening Balance	12,738,461	25,743,919
Revaluation Increment	713,448	0
Revaluation Decrement	0	(13,005,458)
<b>Closing Balance</b>	<b>13,451,909</b>	<b>12,738,461</b>
<b>Drainage</b>		
Opening Balance	29,099,268	28,878,585
Revaluation Increment	1,402,976	220,683
<b>Closing Balance</b>	<b>30,502,244</b>	<b>29,099,268</b>
<b>Other Assets</b>		
Opening Balance	0	4,574,892
Revaluation Increment	7,240,855	0
Revaluation Decrement	0	(4,574,892)
<b>Closing Balance</b>	<b>7,240,855</b>	<b>0</b>
<b>Opening Balance</b>	<b>800,679,169</b>	335,609,213
Revaluation Increment	10,695,390	482,650,306
Revaluation Decrement	(7,071,740)	(17,580,350)
<b>Total Asset Revaluation Surplus</b>	<b>804,302,820</b>	<b>800,679,169</b>

Notes to, and forming part of, the Financial Report  
For the year ended 30 June 2017

**15 Notes to the Statement of Cash Flows**

	2017 Actual \$	2016 Actual \$
<b>Reconciliation of Cash</b>		
For the purposes of the Statement of Cash Flows, cash includes cash and cash equivalents, net of outstanding bank overdrafts. Cash at the end of the reporting period is reconciled to the related items in the Statement of Financial Position as follows -		
Cash and Cash Equivalents	34,975,098	30,438,858
	<b>34,975,098</b>	<b>30,438,858</b>
<b>Reconciliation of Net Cash Provided by Operating Activities to Net Result</b>		
Net Result	6,720,876	7,860,843
Depreciation	8,237,538	9,314,449
(Profit) / Loss on Sale of Assets	(356,809)	(1,029,726)
(Increase) / Decrease in Receivables	(1,373,143)	(83,027)
(Increase) / Decrease in Other Financial Assets	0	0
(Increase) / Decrease in Inventories	1,603	(3,091)
Increase / (Decrease) in Payables	2,303,716	170,370
Increase / (Decrease) in Employee Provisions	168,234	154,428
Fair Value Adjustments	934,205	328,181
Reversal of prior year loss on revaluation	(325,147)	(1,703,310)
Grants and Contributions for Asset Development	(1,605,169)	(1,472,990)
<b>Net Cash from Operating Activities</b>	<b>14,705,904</b>	<b>13,536,128</b>
<b>Undrawn Borrowing Facilities</b>		
<b>Credit Standby Arrangements</b>		
Bank Overdraft Limit	200,000	200,000
Bank Overdraft at Balance Date	0	0
Credit Card Limit	20,000	20,000
Credit Card at Balance Date	(4,385)	(4,244)
<b>Total Amount of Credit Unused</b>	<b>215,615</b>	<b>215,756</b>
<b>Loan Facilities</b>		
Loan Facilities - Current	2,241,045	2,132,749
Loan Facilities - Non-Current	6,595,852	8,836,898
<b>Total Facilities in Use at Balance Date</b>	<b>8,836,898</b>	<b>10,969,646</b>
<b>Unused Loan Facilities at Balance Date</b>	<b>0</b>	<b>246,000</b>

Notes to, and forming part of, the Financial Report  
For the year ended 30 June 2017

**16 Contingent Liabilities**

On 15 August 2006, the Town of Victoria Park agreed to sign a Deed of Guarantee to satisfy the financial security requirements relating to the tender that was under review by the Mindarie Regional Council for the construction of a Resource Recovery Facility at Neerabup. The Town's maximum exposure under the Deed of Guarantee is \$7.33 million. The Deed of Guarantee will only crystallise if -

- a. Mindarie Regional Council is unable to meet payments that creates a default under the Resource Recovery Facility Agreement (RRFA)
- b. There is a *Force Majeure* event.

*Force Majeure* events will be limited due to insurance and can be narrowed down to the following -

- a. War risks, confiscations, nationalisation
- b. Nuclear attack, radiation, contamination by radio activity from nuclear waste etc.
- c. Sea damage, tidal wave or high water or storm surge
- d. Spontaneous combustion, fermentation or any process involving application of heat

**17 Capital and Leasing Commitments**

	2017 Actual \$	2016 Actual \$
<b>Operating Lease Commitments</b>		
Payable:		
no later than one year	263,106	263,106
later than one year but not later than five years	192,090	455,196
later than five years	0	0
	<b>455,196</b>	<b>718,302</b>
<b>Capital Expenditure Commitments</b>		
Carried forward capital works commitments under contract at 30 June	3,028,553	6,381,300

The capital expenditure commitment outstanding at the end of the current reporting period represents commitments relating to Furniture and Equipment, Plant and Machinery and Infrastructure projects that have been carried forward to the next financial year.

Notes to, and forming part of, the Financial Report  
For the year ended 30 June 2017

**18 Other Financial Assets**

**Interests in Joint Ventures**

**Mindarie Regional Council**

The Mindarie Regional Council was formally constituted in December 1987. The Town of Victoria Park, along with the Municipalities of Joondalup, Wanneroo, Stirling, Perth, Cambridge and Vincent, form the membership of the Mindarie Regional Council. The primary function of the Regional Council is for the orderly and efficient treatment and / or disposal of waste. The Town of Victoria Park has a one-twelfth (1/12) equity in the assets and liabilities of the refuse disposal facility as per the constitution amendment (25 November 1996). The values as shown below were, at the time of preparation of these financial statements, unaudited.

	2017 \$	2016 \$
Current Assets	2,445,334	2,380,325
Non-Current Assets	5,002,884	5,282,218
<b>Total Assets</b>	<b>7,448,218</b>	<b>7,662,543</b>
Current Liabilities	579,955	888,292
Non-Current Liabilities	1,372,104	1,355,734
<b>Total Liabilities</b>	<b>1,952,058</b>	<b>2,244,026</b>
<b>Net Assets</b>	<b>5,496,159</b>	<b>5,418,517</b>

**Tamala Park Regional Council**

The Tamala Park Regional Council was formally constituted in February 2006. The Town of Victoria Park, along with the Municipalities of Joondalup, Wanneroo, Stirling, Perth, Cambridge and Vincent, form the membership of the Tamala Park Regional Council. The purpose of the Regional Council is to create an urban development of 165 hectares immediately north of the Mindarie Regional Council leased land. The Town of Victoria Park has a one-twelfth (1/12) equity in the assets and liabilities of the development. The values as shown below were, at the time of preparation of these financial statements, unaudited.

	2017 \$	2016 \$
Current Assets	2,814,591	3,452,601
Development cost of Land held for sale	479,098	509,104
Non-Current Assets	162,490	160,947
<b>Total Assets</b>	<b>3,456,178</b>	<b>4,122,652</b>
Current Liabilities	23,174	16,217
Non-Current Liabilities	216	4,721
<b>Total Liabilities</b>	<b>23,390</b>	<b>20,938</b>
<b>Net Assets</b>	<b>3,432,788</b>	<b>4,101,714</b>

**Interests in Other Assets**

**WALGA Local Government House Trust**

This note discloses the equity the Town of Victoria Park has in the Local Government House Trust as a consequence of a contribution towards the cost of purchasing Local Government House. The total contribution by all Councils towards the cost of the WALGA building was \$582,000. There are 620 units in the Local Government House Unit Trust, 2 of which are held by the Town of Victoria Park. The Town has capitalised its share in the Local Government House Trust for the first time this year based on the trust's 30 June 2014 audited financial statements.

	2017 \$	2016 \$
Investment in WALGA Local Government House Trust	33,919	33,919
<b>Total Interests in Joint Ventures and Other Assets</b>	<b>8,962,867</b>	<b>9,554,150</b>



Notes to, and forming part of, the Financial Report  
For the year ended 30 June 2017

**18 Other Financial Assets (continued)**

Land Held for Development and Sale

Tamala Park Regional Council	2017	2016
	\$	\$
<b>Current Assets</b>		
Land held for sale - Development cost	415,260	450,747
Land held for sale - Purchase cost	63,838	58,358
<b>Total Current</b>	<b>479,098</b>	<b>509,104</b>
<b>Non Current</b>		
Land Held for Development - Purchase cost	101,535	107,015
<b>Total Non Current</b>	<b>101,535</b>	<b>107,015</b>
<b>Movement of Land Held for Development and Sale</b>	<b>(35,487)</b>	<b>(216,085)</b>

Changes in Equity - Joint Ventures and Other Financial Assets

	2017	2016
	\$	\$
Movement in total equity interest in Joint Ventures and Other Assets	(591,284)	359,887
Profit on sale of Tamala Park Land	(385,267)	(1,112,055)
Movement in land held for Development and Sale	(35,487)	(216,085)
<b>Net Movement in Joint Venture and Other Financial Asset Equity Interest</b>	<b>(1,012,038)</b>	<b>(968,253)</b>

Notes to, and forming part of, the Financial Report  
For the year ended 30 June 2017

**19 Trust Funds**

Trust funds held at balance date over which the Town has no control, and that are not included in the financial statements, are as follows:

Details	Balance 1 July	Amount Received	Amount Paid	Balance 30 June
	\$	\$	\$	\$
Construction Training Fund Levy	18,957	280,430	(295,346)	4,041
Building Registration Board	18,910	258,855	(273,413)	4,352
Pathways and Works Contributions	1,538,151	77,584	(155,271)	1,460,465
Miscellaneous Bonds and Deposits	476,230	102,700	(93,393)	485,537
Leisure Facilities Bonds and Deposits	4,420	20,640	(22,560)	2,500
WA Planning Commission	0	12,175	(12,020)	155
	<b>2,056,669</b>	<b>752,384</b>	<b>(852,002)</b>	<b>1,957,050</b>

**20 Total Assets Classified by Function and Activity**

	2017 Actual	2016 Actual
	\$	\$
General Purpose Funding	11,882,192	10,757,834
Governance	1,436,762	729,134
Law, Order and Public Safety	1,748,133	1,449,257
Health	226,643	97,874
Education and Welfare	172,079	108,031
Community Amenities	4,811,014	4,730,341
Recreation and Culture	76,516,411	73,765,214
Transport	228,891,446	219,422,986
Economic Services	12,332,823	10,188,923
Other Property and Services	614,690,053	620,774,234
	<b>952,707,556</b>	<b>942,023,829</b>

Notes to, and forming part of, the Financial Report  
For the year ended 30 June 2017

**21 Disposal of Assets**

The following assets were disposed of during the year -

Details and Asset ID	Net Book Value		Sale Price		Profit / (Loss)	
	Actual	Budget	Actual	Budget	Actual	Budget
	\$	\$	\$	\$	\$	\$
<b>Land held for sale</b>						
Land held for sale *	1,275,826	0	1,661,093	0	385,267	0
<b>Furniture and Equipment</b>						
Aquatic wheelchair	2,108	0	0	0	(2,108)	0
Artwork	0	0	1	0	1	0
Basketball backboard	2,458	0	0	0	(2,458)	0
Minor equipment	0	0	733	700	733	700
<b>Plant and Machinery</b>						
Light fleet - 104Vpk (279)	18,244	13,000	18,182	18,000	(62)	5,000
Light fleet - 114Vpk (344)	13,855	6,700	13,236	11,000	(618)	4,300
Light fleet - 118Vpk (336)	13,655	12,000	9,964	10,000	(3,691)	(2,000)
Light fleet - 128Vpk (384)	0	14,600	0	12,500	0	(2,100)
Light fleet - 133Vpk (248)	16,176	16,300	18,236	13,500	2,060	(2,800)
Light fleet - 134Vpk (249)	16,176	16,300	16,191	13,500	15	(2,800)
Light fleet - 136Vpk (290)	10,000	11,000	10,909	10,000	909	(1,000)
Light fleet - 163Vpk (362)	13,117	11,300	8,009	10,000	(5,108)	(1,300)
Light fleet - 171Vpk (343)	13,879	6,100	10,964	11,000	(2,915)	4,900
Light fleet - 177Vpk (240)	20,000	72,900	8,368	15,000	(11,632)	(57,900)
Light fleet - 178Vpk (301)	13,849	22,300	12,327	15,000	(1,521)	(7,300)
Light fleet - 180Vpk (330)	11,200	8,000	10,509	10,000	(691)	2,000
Light fleet - 181Vpk (345)	12,012	9,500	9,827	10,000	(2,185)	500
Light fleet - 184Vpk (286)	16,472	18,400	15,964	15,000	(508)	(3,400)
Light fleet - 1EOJ610 (370)	19,450	13,000	20,055	18,000	605	5,000
Minor Plant	0	4,000	1,661	2,000	1,661	(2,000)
Minor Plant (115)	1,069	2,000	654	3,000	(415)	1,000
Minor Plant (302)	287	0	154	100	(133)	100
Minor Plant (303)	287	0	172	100	(115)	100
Minor Plant (339)	475	300	299	200	(176)	(100)
Minor Plant (340)	388	600	281	200	(107)	(400)
Plant - Light Trust (42)	0	0	0	26,000	0	26,000
Plant - Truck (39)	0	12,800	0	25,000	0	12,200
	<b>1,490,981</b>	<b>271,100</b>	<b>1,847,790</b>	<b>249,800</b>	<b>356,809</b>	<b>(21,300)</b>

\* These transactions are reflected in Tamala Park Regional Council's financial records. The profit on sale is recorded in Town of Victoria Park's financial report.

Notes to, and forming part of, the Financial Report  
For the year ended 30 June 2017

**22 Financial Ratios**

Ratio	2017	2016	2015
Current Ratio	1.40	1.53	1.72
Asset Sustainability Ratio	0.61	0.28	0.49
Debt Service Cover Ratio	5.34	6.04	7.00
Own Source Revenue Coverage Ratio	1.00	1.08	1.15
Operating Surplus Ratio	0.09	0.12	0.18

The above ratios are calculated as follows -

	Current Assets Minus Restricted Assets
Current Ratio	<hr/>
	Current Liabilities Minus Liabilities From Restricted Assets
Asset Sustainability Ratio	<hr/>
	Capital Renewal and Replacement Expenditure
	<hr/>
	Depreciation Expense
Debt Service Cover Ratio	<hr/>
	Annual Operating Surplus before Interest and Depreciation
	<hr/>
	Principal and Interest
Operating Surplus Ratio	<hr/>
	Operating Revenue minus Operating Expense
	<hr/>
	Own Source Operating Revenue
Own Source Revenue Coverage Ratio	<hr/>
	Own Source Operating Revenue
	<hr/>
	Operating Expense

**Additional Ratio Information**

This information relates to ratios that only require attestation that they have been checked and supported by verifiable information.

Asset Consumption Ratio	0.76	0.76	0.71
Asset Renewal Funding Ratio	1.04	1.31	0.98
Asset Consumption Ratio	<hr/>		
	Depreciated Replacement Cost of Depreciable Assets		
	<hr/>		
	Current Replacement Cost of Depreciable Assets		
Asset Renewal Funding Ratio	<hr/>		
	NPV of Planned Capital Renewal over 15 years		
	<hr/>		
	NPV of Required Capital Renewal over 15 years		

Notes to, and forming part of, the Financial Report  
For the year ended 30 June 2017

23 Information on Borrowings

	Principal 1 July \$	New Loans \$	Principal Repayment \$	Principal 30 June \$	Interest Expense \$
<b>Debentures (Budget)</b>					
<b>Law, Order and Public Safety</b>					
14 Parking Initiative	3,366,018	0	699,000	2,667,018	122,600
<b>Recreation and Culture</b>					
04 Aqualife Centre	1,410,738	0	323,700	1,087,038	75,200
07 Aqualife Centre II	1,760,327	0	310,500	1,449,827	104,200
11 Fletcher Park	443,600	0	31,400	412,200	21,200
<b>Economic Services</b>					
13 Underground Power	1,164,556	0	371,500	793,056	46,900
<b>Other Property and Services</b>					
02 Depot Land	434,822	0	98,900	335,922	25,700
03 Administration Centre	587,329	0	134,300	453,029	32,500
09 14 Kent Street	538,805	0	61,000	477,805	39,600
10 1 Harper Street	887,788	0	75,800	811,988	55,200
12 Depot Upgrade	375,662	0	26,600	349,062	17,900
	<b>10,969,645</b>	<b>0</b>	<b>2,132,700</b>	<b>8,836,945</b>	<b>541,000</b>

	Principal 1 July \$	New Loans \$	Principal Repayment \$	Principal 30 June \$	Interest Expense \$
<b>Debentures (Actual)</b>					
<b>Law, Order and Public Safety</b>					
14 Parking Initiative	3,366,019	0	699,024	2,666,995	44,559
<b>Recreation and Culture</b>					
04 Aqualife Centre	1,410,738	0	323,779	1,086,960	74,097
07 Aqualife Centre II	1,760,327	0	310,499	1,449,828	100,819
11 Fletcher Park	443,601	0	31,357	412,244	20,942
<b>Economic Services</b>					
13 Underground Power	1,164,556	0	371,530	793,026	44,317
<b>Other Property and Services</b>					
02 Depot Land	434,821	0	98,855	335,966	24,180
03 Administration Centre	587,329	0	134,366	452,962	31,707
09 14 Kent Street	538,805	0	60,956	477,849	39,463
10 1 Harper Street	887,789	0	75,828	811,961	54,348
12 Depot Upgrade	375,662	0	26,554	349,107	17,735
	<b>10,969,646</b>	<b>0</b>	<b>2,132,749</b>	<b>8,836,898</b>	<b>452,167</b>

Notes to, and forming part of, the Financial Report  
For the year ended 30 June 2017

23 Information on Borrowings

**New Debentures**

There were no new debentures entered into during the 2016-2017 Financial year.

**Unspent Debentures**

There were no unspent debentures at 30 June 2017.

**Overdraft**

The Town has an overdraft facility of \$200,000 to assist with short-term liquidity.

The Town did not need to utilise these facilities and the balance of the bank overdraft at 30 June 2017 was \$nil.

Notes to, and forming part of, the Financial Report  
For the year ended 30 June 2017

24 Rating Information

Rating (Budget)	Rate in \$ / Minimum	Property Numbers #	Rateable Value \$	Rate Revenue \$	Interim and Back Rates \$	Total Revenue \$
<b>Differential Rates</b>						
GRV - Residential	0.0771	11,526	269,223,200	20,757,109	114,400	20,871,509
GRV - Non-Residential	0.0891	1,418	175,602,100	15,646,147	457,600	16,103,747
		12,944	444,825,300	36,403,256	572,000	36,975,256
<b>Differential Minimums</b>						
GRV - Residential	1,156	3,743	50,018,000	4,326,908	0	4,326,908
GRV - Non-Residential	1,202	168	1,808,800	201,936	0	201,936
		3,911	51,826,800	4,528,844	0	4,528,844
<b>Total</b>		<b>16,855</b>	<b>496,652,100</b>	<b>40,932,100</b>	<b>572,000</b>	<b>41,504,100</b>
Rate Equivalent Payments and Adjustments						0
Specified Area Rates						0
Ex-gratia rates						0
<b>Total Rates (Budget)</b>						<b>41,504,100</b>

Rating (Actual)		Property Numbers #	Rateable Value \$	Rate Revenue \$	Interim and Back Rates \$	Total Revenue \$
<b>Differential General Rates</b>						
GRV - Residential	0.0771	11,532	269,293,045	20,762,493	265,286	21,027,779
GRV - Non-Residential	0.0891	1,418	175,607,341	15,646,615	433,060	16,079,675
		12,950	444,900,386	36,409,108	698,346	37,107,454
<b>Differential Minimums</b>						
GRV - Residential	1,112	3,744	50,020,148	4,328,064	(48,215)	4,279,849
GRV - Non-Residential	1,156	168	1,808,882	201,936		201,936
		3,912	51,829,030	4,530,000	(48,215)	4,481,785
<b>Total</b>		<b>16,862</b>	<b>496,729,416</b>	<b>40,939,108</b>	<b>650,131</b>	<b>41,589,239</b>
Rate Equivalent Payments and Adjustments						0
Specified Area Rates						0
Ex-gratia rates						342,265
<b>Total Rates (Actual)</b>						<b>41,931,504</b>

Notes to, and forming part of, the Financial Report  
For the year ended 30 June 2017

24 Rating Information (continued)

	2017 30 June \$	2016 1 July \$	2016 30 June \$
<b>Information on Surplus / (Deficit) Brought Forward</b>			
<b>Comprises -</b>			
Cash - Unrestricted	10,533,455	9,625,491	9,625,491
Receivables and Accruals - Current	4,532,901	2,949,908	2,949,908
Inventories - Current	6,978	8,581	8,581
Assets Held for Sale	0	509,104	509,104
<b>Less -</b>			
Payables - Current	(4,903,973)	(2,600,258)	(2,600,258)
Provisions - Current	(3,958,488)	(3,824,319)	(3,824,319)
<b>Adjustments</b>			
Unspent Loans	0	246,000	246,000
<b>Surplus / (Deficit)</b>	<b>6,210,874</b>	<b>6,914,508</b>	<b>6,914,508</b>

25 Specified Area Rates

The Town did not raise any Specified Area Rates during the 2016-2017 financial year.

26 Service Charges

	Revenue Raised \$	Budget Revenue \$	Applied to Service Costs \$	Budget to Costs \$
Underground Power	0	0	0	20,500

The area for which the above Underground Power Service Charge is to be levied includes the suburb of Lathlain, plus the "Goodwood" precinct area of Burswood, bounded by Goodwood Parade, Great Eastern Highway and Graham Farmer Freeway. Western Power is the primary agent associated with the works and they have indicated that they will be contracting the works out to a suitable contractor. The Service Charge is to fund 75% of the associated works. The remaining 25% is to be funded by Council.

Notes to, and forming part of, the Financial Report  
For the year ended 30 June 2017

**27 Rates Related Discounts, Incentives, Concessions and Write-Offs**

The Town did not provide any discounts, waivers or concessions with regards to the payment of rates.

Five payment incentives were offered -

Package 1: \$1,000 cash plus four A-Reserve tickets to Western Australian Symphony Orchestra  
Package 2: \$1,000 cash  
Package 3: \$1,000 cash  
Package 4: \$1000 cash  
Package 5: \$1000 cash

	2017 Actual \$	2016 Actual \$
Written-off rates and rates related fees and charges	3,631	3,809

**28 Rates Related Interest and Charges**

	Interest Rate %	Actual Revenue \$	Budgeted Revenue \$
Instalment Interest	5.5	227,912	270,000
Late Payment Interest	11	146,117	100,000
Waste Debts Interest (Rates)	11	3,111	2,000
Charges on instalment plans and arrangements		214,128	210,000
		<b>591,268</b>	<b>582,000</b>

Ratepayers had the option of paying rates in four equal instalments. These were due -

1	2 September 2016
2	7 November 2016
3	11 January 2017
4	17 March 2017

Administration charges and interest applied for the final three instalments (\$12 per instalment).

Notes to, and forming part of, the Financial Report  
For the year ended 30 June 2017

**29 Fees and Charges**

	2017 Actual \$	2016 Actual \$
General Purpose Funding	307,198	259,588
Law, Order and Public Safety	2,135,292	2,287,552
Health	241,901	263,556
Education and Welfare	208,398	212,892
Community Amenities	1,157,263	1,290,673
Recreation and Culture	4,552,136	4,734,744
Transport	171,981	196,312
Economic Services	298,259	342,184
Other Property and Services	123,495	158,780
	<b>9,195,922</b>	<b>9,746,281</b>

**30 Grants and Contributions**

**By Nature or Type**

Grants and Contributions - Operating	4,670,538	1,085,028
Grants and Contributions - Non-Operating	1,605,169	1,472,990
	<b>6,275,707</b>	<b>2,558,018</b>

**By Program**

General Purpose Funding	1,734,921	577,430
Governance	0	0
Law, Order and Public Safety	172,410	275,176
Health	67	22
Education and Welfare	61,527	66,318
Community Amenities	0	0
Recreation and Culture	2,598,623	66,227
Transport	1,694,524	1,525,306
Economic Services	292	2,959
Other Property and Services	13,343	44,577
	<b>6,275,707</b>	<b>2,558,018</b>

**31 Employee Numbers**

Number of Full-Time Equivalent Employees at Balance Date	189	180
--	-----	-----

Notes to, and forming part of, the Financial Report  
For the year ended 30 June 2017

**32 Elected Members' Fees and Allowances**

	2017 Actual	2017 Budget	2016 Actual
	\$	\$	\$
Mayoral Allowance	62,537	62,800	61,800
Deputy Mayoral Allowance	15,634	15,700	15,450
Members Meeting Fees	214,188	215,100	211,665
Information and Communication Technology Allowance	31,500	31,500	31,500
Members Expenses	1,848	5,100	1,175
Members Travel	1,712	7,000	1,919
	<b>327,418</b>	<b>337,200</b>	<b>323,509</b>

**33 Events after the reporting period**

There are no material or significant events that require disclosure in the financial report.

**34 Major Land Transactions**

**Tamala Park**

The Town is a one twelfth (1/12) owner of Lot 9504 Tamala Park with six other Councils (Cities of Perth, Joondalup, Stirling, Vincent and Wanneroo and the Town of Cambridge).

The owner councils have established the Tamala Park Regional Council with the specific function of carrying out a residential land development, known as the Catalina Estate. As part owner of the land, the Town is entitled to one twelfth of the net proceeds of the land development.

During the financial year ended 30 June 2017, 69 lots of land were settled. The Town received sales proceeds of \$1.7 million and recorded the 1/12th share of associated development and selling costs of \$1.3 million, resulting in a gain on disposal of land of \$0.4 million. This note should also be read in conjunction with Note 18 Interests in Joint Ventures.

**35 Financial Risk Management**

The Town's activities expose it to a variety of financial risks including price risk, credit risk, liquidity risk, and interest rate risk. The Town's overall risk management focuses on the unpredictability of financial markets and seeks to minimise potential adverse effects on the financial performance of the Town.

The Town does not engage in transactions expressed in foreign currencies and is therefore not subject to foreign currency risk. Financial risk management is carried out by the Town under policies approved by Council. Council held the following financial instruments at balance date;

	Carrying Value		Fair Value	
	2017	2016	2017	2016
	\$	\$	\$	\$
<b>Financial Assets</b>				
Cash and cash equivalents	34,975,098	30,438,858	34,975,098	30,438,858
Receivables	5,156,294	3,783,151	5,156,294	3,783,151
<b>Financial Liabilities</b>				
Payables	4,903,973	2,600,258	4,903,973	2,600,258
Borrowings	8,836,898	10,969,646	8,221,598	10,288,977

Notes to, and forming part of, the Financial Report  
For the year ended 30 June 2017

**35 Financial Risk Management (continued)**

Fair value is determined as follows -

1. Cash and cash equivalents, Receivables, Payables - estimated to the carrying value, which approximates net market value.
2. Borrowings - estimated future cash flows discounted by the current market interest rates applicable to assets and liabilities with similar risk profiles.

**Cash and cash equivalents and Financial Assets at Fair Value**

The Town's objective is to maximise return on cash and cash investments whilst maintaining an adequate level of liquidity and preserving capital. The Town maintains an investment policy and the policy is subject to regular review. An investment report is provided monthly setting out the make-up and performance of the portfolio.

The major risk associated with any investment is price risk - the risk that the capital value of investments may fluctuate due to changes in market prices, whether these changes are caused by factors specific to individual financial instruments of their issuers or factors affecting similar instruments traded in a market.

Cash and investments are also subject to interest rate risk - the risk that movements in interest rates could affect returns.

Another risk associated with cash and investments is credit risk - the risk that a contracting entity will not complete the obligations under the financial instrument resulting in a financial loss to the Town.

The Town manages these risks by diversifying the portfolio and only purchasing investments with high credit ratings or capital guarantees.

	2017	2016
	\$	\$
Impact of a 1% movement in interest rates on cash and investments		
- Equity	349,751	304,389
- Statement of Comprehensive Income	349,751	304,389

The above are sensitivity percentages based on expectation of possible future market movements.

**Receivables**

Council's major receivables comprise rates and annual charges and user charges and fees. The major risk associated with these receivables is credit risk - the risk that the debts may not be repaid. This risk is managed by monitoring outstanding debt and employing debt recovery policies. Credit risk on rates and annual charges is minimised by the ability to recover these debts as a secured charge over the land - that is, the land can be sold to recover the debt. Interest can also be charged on overdue rates and annual charges at higher than market rates, which further encourages payment.

Notes to, and forming part of, the Financial Report  
For the year ended 30 June 2017

35 Financial Risk Management (continued)

Receivables (continued)

The level of outstanding receivables is reported monthly and monitored for acceptable collection performance. Suitable provision is made for doubtful receivables, as required, and credit checks are carried out on most non-rate debtors. There are no material receivables that have been subject to a re-negotiation of repayment terms. The Town's profile of credit risk at balance date was -

	2017	2016
Percentage of Rates and Annual Charges		
- Current (Due within 12 months)	58%	55%
- Overdue	42%	45%
Percentage of Other Receivables		
- Current (Due within 30 days)	75%	78%
- Overdue	25%	22%

Payables and Borrowings

Payables and borrowings are both subject to liquidity risk - that is, the risk that insufficient funds may be on hand to meet payment obligations as and when they fall due. This risk is managed by monitoring cash flow requirements and liquidity levels and maintaining an adequate cash buffer.

The contractual undiscounted cash flows of Payables and Borrowings are set out in the Liquidity Sensitivity Table as shown below -

	Due Within 1 Year	Due Between 1 and 5 Years	Due After 5 Years	Total Contractual Cash Flows	Total Carrying Values
	\$	\$	\$	\$	\$
<b>2017</b>					
Payables	4,903,973	0	0	4,903,973	4,903,973
Borrowings	2,686,207	6,112,354	1,314,860	10,113,421	8,836,898
	<b>7,590,180</b>	<b>6,112,354</b>	<b>1,314,860</b>	<b>15,017,394</b>	<b>13,740,871</b>
<b>2016</b>					
Payables	2,600,258	0	0	2,600,258	2,600,258
Borrowings	2,686,207	7,691,912	1,314,860	11,692,979	10,969,646
	<b>5,286,465</b>	<b>7,691,912</b>	<b>1,314,860</b>	<b>14,293,237</b>	<b>13,569,904</b>

Notes to, and forming part of, the Financial Report  
For the year ended 30 June 2017

35 Financial Risk Management (continued)

Payables and Borrowings (continued)

Borrowings are also subject to interest rate risk - the risk that movements in interest rates could adversely affect funding costs. This is not a factor with the loan portfolio, as set out below, as all loans have a fixed interest rate for the duration of the loan. The following table sets out the carrying amount, by maturity, of the financial instruments of the Town of Victoria Park -

	Less Than 1 Year	Between 1 and 5 Years	More Than 5 Years	Total	Weighted Average Effective Interest Rate
	\$	\$	\$	\$	%
<b>Year Ended 30 June 2017</b>					
Fixed Rate Debentures	2,241,045	5,456,208	1,139,644	8,836,897	2.65%
<b>Year Ended 30 June 2016</b>					
Fixed Rate Debentures	2,132,749	7,697,253	1,139,644	10,969,646	2.89%

Notes to, and forming part of, the Financial Report  
For the year ended 30 June 2017

**36 Related Party Transactions**

**Key Management Personnel (KMP) Compensation Disclosure**

	2017
	\$
The total of remuneration paid to KMP of the Shire during the year are as follows:	
Short-term employee benefits	3,731,810
Post-employment benefits	330,245
Other long-term benefits	92,568
Termination benefits	123,472

**Short-term employee benefits**

These amounts include all salary, paid leave, fringe benefits and cash bonuses awarded to KMP except for details in respect to fees and benefits paid to elected members which may be found at Note 32.

**Post-employment benefits**

These amounts are the current-year's estimated cost of providing for the Town's superannuation contributions made during the year.

**Other long-term benefits**

These amounts represent long service benefits accruing during the year.

**Termination benefits**

These amounts represent termination benefits paid to KMP (Note: may or may not be applicable in any given year).

**Related Parties**

The Town's main related parties are as follows:

**Key management personnel**

Any person(s) having authority and responsibility for planning, directing and controlling the activities of the entity, directly or indirectly, including any elected member, are considered key management personnel.

**Entities subject to significant influence by the Town**

An entity that has the power to participate in the financial and operating policy decisions of an entity, but does not have control over those policies, is an entity which holds significant influence. Significant influence may be gained by share ownership, statute or agreement.

**Joint venture entities accounted for under the equity method**

The Town has a one-twelfth interest in the Tamala Park and Mindarie Regional Council Joint Ventures. The interest in the joint venture entities is accounted for in these financial statements using the equity method of accounting. For details of interests held in joint venture entities, refer to Note 18.

Notes to, and forming part of, the Financial Report  
For the year ended 30 June 2017

**36 Related Party Transactions (continued)**

**Transactions with related parties**

Transactions between related parties are on normal commercial terms and conditions no more favourable than those available to other parties unless otherwise stated.

	2017
	\$
<b>Associated companies/individuals:</b>	
Sale of goods and services	0
Purchase of goods and services	(900)
Sponsorships	(15,000)
<b>Joint venture entities:</b>	
Distributions received from joint venture entities	916,666
<b>Amounts outstanding from related parties:</b>	
Trade and other receivables	2,146
Loans to associated entities	0
Loans to key management personnel	0
<b>Amounts payable to related parties:</b>	
Trade and other payables	0
Loans from associated entities	0

Note: Transitional provisions contained within AASB 2015-6 do not require comparative related party disclosures to be presented in the period of initial application. As a consequence, only disclosures in relation to the current year have been presented.



# AUDITOR'S REPORT 2016/17



**PARTNERS**  
Anthony Macri FCPA  
Domenic Macri CPA  
Connie Macri CA

## INDEPENDENT AUDITOR'S REPORT

### TO: THE RATEPAYERS OF TOWN OF VICTORIA PARK

#### Report on the Financial Report

##### Opinion

We have audited the financial report of **Town of Victoria Park** (the Council), which comprises the Statement of Financial position as at 30 June 2017, the Statement of Comprehensive Income by Nature or Type, Statement of Comprehensive Income by Program, Statement of Changes in Equity and Statement of Cash Flows and Rate Setting Statement for the year then ended, and a summary of significant accounting policies and other explanatory information and Statement by Chief Executive Officer.

In our opinion, the accompanying financial report of the **Town of Victoria Park** is in accordance with the *Local Government Act 1995* (as amended), including:

- (a) giving a true and fair view of the financial position of the **Town of Victoria Park** as at 30 June 2017 and of its financial performance for the year then ended; and
- (b) complying with the Australian Accounting Standards (including Australian Accounting Interpretations) and the *Local Government (Financial Management) Regulations 1996* (as amended).

#### Report on Other Legal and Regulatory Requirements

In accordance with the *Local Government (Audit) Regulations 1996*, we also report that:

- (a) There are no matters that in our opinion indicate significant adverse trends in the financial position or financial management practices of the Council.
- (b) There are no other matters indicating non-compliance with Part 6 of the *Local Government Act 1995* (as amended), the *Local Government (Financial Management) Regulations 1996* (as amended) or applicable financial controls of any other written law noted during the course of our audit.
- (c) In relation to the asset consumption ratio and asset renewal funding ratio (presented at **Note 22** of the annual financial report) we have reviewed the calculations as presented and nothing has come to our attention to suggest they are not:
  - (i) reasonably calculated; and
  - (ii) based on verifiable information.
- (d) All necessary information and explanations were obtained by us.
- (e) All audit procedures were satisfactorily completed in conducting our audit.

## INDEPENDENT AUDITOR'S REPORT (Cont'd)

#### Basis for Opinion

We conducted our audit in accordance with Australian Auditing Standards. Our responsibilities under those standards are further described in the *Auditor's Responsibilities for the Audit of the Financial Report* section of our report. We are independent of the Council in accordance with the auditor independence and ethical requirements of the Accounting Professional and Ethical Standards Board's APES 110: *Code of Ethics for Professional Accountants* (the Code) that are relevant to our audit of the financial report in Australia. We have also fulfilled our other ethical responsibilities in accordance with the Code.

We believe that the audit evidence we have obtained is sufficient and appropriate to provide a basis for our opinion.

#### Information Other than the Financial Report and Auditor's Report Thereon

The management is responsible for the other information. The other information comprises the information included in the Council's annual report for the year ended 30 June 2017, but does not include the financial report and our auditor's report thereon. Our opinion on the financial report does not cover the other information and accordingly we do not express any form of assurance conclusion thereon. In connection with our audit of the financial report, our responsibility is to read the other information and, in doing so, consider whether the other information is materially inconsistent with the financial report or our knowledge obtained in the audit or otherwise appears to be materially misstated. If, based on the work we have performed, we conclude that there is a material misstatement of this other information; we are required to report that fact. We have nothing to report in this regard.

#### Responsibilities of the Management for the Financial Report

Management is responsible for the preparation and fair presentation of the financial report that gives a true and fair view in accordance with Australian Accounting Standards, the *Local Government Act 1995* (as amended) and the *Local Government (Financial Management) Regulations 1996* (as amended) and for such internal controls as management determines is necessary to enable the preparation of the financial report that gives a true and fair view and is free from material misstatement, whether due to fraud or error.

#### Auditor's Responsibilities for the Audit of the Financial Report

Our objectives are to obtain reasonable assurance about whether the financial report as a whole is free from material misstatement, whether due to fraud or error, and to issue an auditor's report that includes our opinion. Reasonable assurance is a high level of assurance, but is not a guarantee that an audit conducted in accordance with the Australian Auditing Standards will always detect a material misstatement when it exists. Misstatements can arise from fraud or error and are considered material if, individually or in the aggregate, they could reasonably be expected to influence the economic decisions of users taken on the basis of this financial report.

As part of an audit in accordance with the Australian Auditing Standards, we exercise professional judgement and maintain professional scepticism throughout the audit. We also:



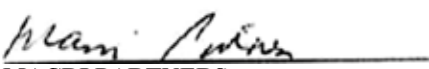
### INDEPENDENT AUDITOR'S REPORT (Cont'd)


- Identify and assess the risks of material misstatement of the financial report, whether due to fraud or error, design and perform audit procedures responsive to those risks, and obtain audit evidence that is sufficient and appropriate to provide a basis for our opinion. The risk of not detecting a material misstatement resulting from fraud is higher than for one resulting from error, as fraud may involve collusion, forgery, intentional omissions, misrepresentations, or the override of internal control.
- Obtain an understanding of internal control relevant to the audit in order to design audit procedures that are appropriate in the circumstances, but not for the purpose of expressing an opinion on the effectiveness of the Council's internal control.
- Evaluate the appropriateness of accounting policies used and the reasonableness of accounting estimates and related disclosures made by the management.
- Evaluate the overall presentation, structure and content of the financial report, including the disclosures, and whether the financial report represents the underlying transactions and events in a manner that achieves fair presentation.

We communicate with the management regarding, among other matters, the planned scope and timing of the audit and significant audit findings, including any significant deficiencies in internal control that we identify during our audit.

#### Matters Relating to the Electronic Publication of the Audited Financial Report

This auditor's report relates to the financial report of the **Town of Victoria Park** for the year ended 30 June 2017 included on the Council's website. Management is responsible for the integrity of the Council's website. The auditor's report refers only to the subject matter described above. It does not provide an opinion on any other information which may have been hyperlinked to/from these statements. If users of the financial report are concerned with the inherent risks arising from publication on a website, they are advised to refer to the hard copy of the audited financial report to confirm the information contained in this website version of the financial report.

  
 MACRI PARTNERS  
 CERTIFIED PRACTISING ACCOUNTANTS  
 SUITE 2, 137 BURSWOOD ROAD  
 BURSWOOD WA 6100

  
 A MACRI  
 PARTNER

PERTH  
 DATED THIS 30<sup>TH</sup> DAY OF OCTOBER 2017.





TOWN OF  
**VICTORIA PARK**

For more information or to request this document in an alternative format contact:

---

Town of Victoria Park,  
99 Shepperton Road,  
Victoria Park WA 6100

Locked Bag No. 437,  
Victoria Park WA 6979

[victoriapark.wa.gov.au](http://victoriapark.wa.gov.au)

9311 8111

[admin@vicpark.wa.gov.au](mailto:admin@vicpark.wa.gov.au)